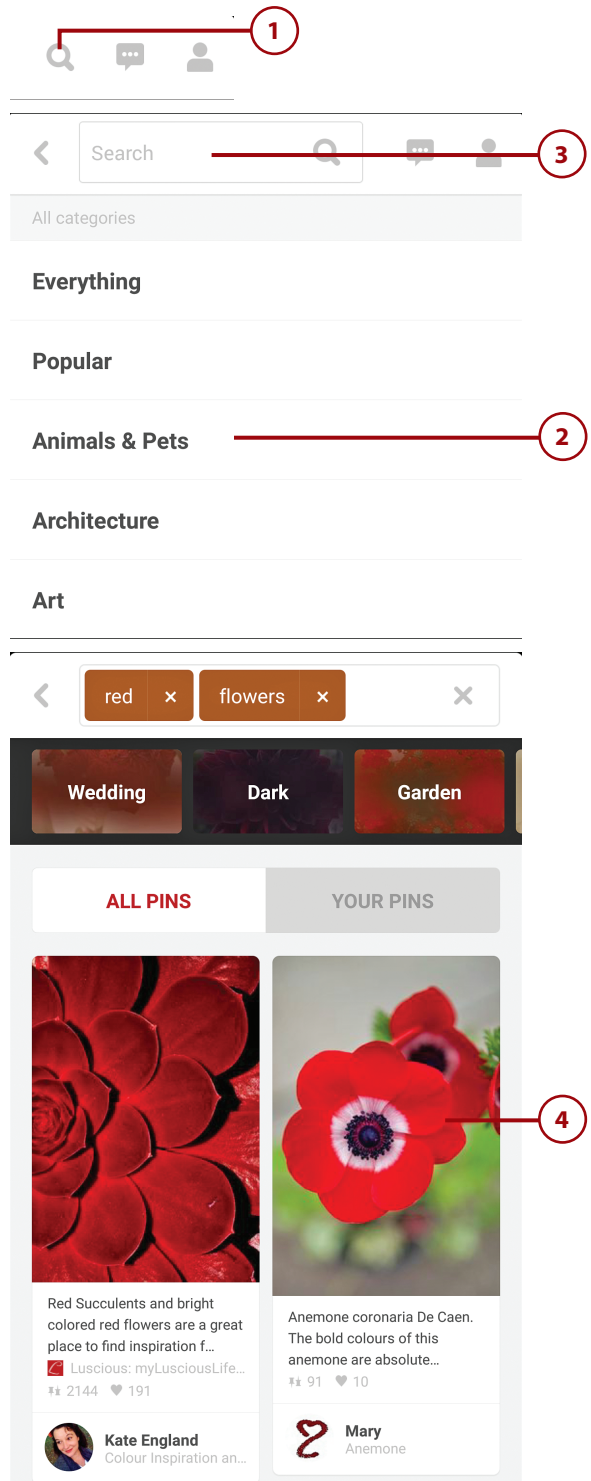



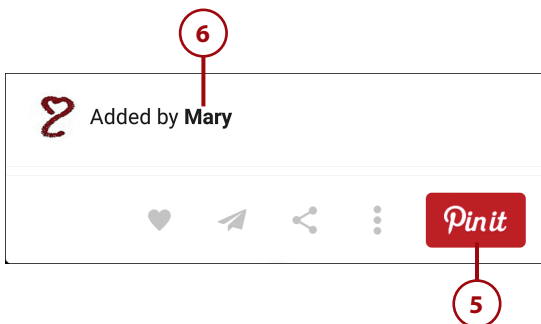
Find Pins and People to Follow

There are hundreds of millions of pins on Pinterest, from millions of other pinners. Whatever you're interested in, you can probably find related pins on the Pinterest site—which you can then repin to your boards.

- 1 From within the Pinterest app, tap the Search icon.
- 2 Tap a category to browse for pins by category.
- 3 Tap within the Search box and enter your query to search for specific images. You see a page of matching pins.
- 4 Tap a pin you're interested in.



- 5 Tap the Pin It button to repin this pin.
- 6 Tap the user's name to follow the person who pinned this pin.
- 7 To follow the board this pin was pinned to, tap Follow for the board.
- 8 To follow all pins from this person, tap the red Follow button.



Create a New Pinterest Board

When you first sign up, Pinterest creates several common boards for you. You can create additional boards at any time.

- 1 From within the Pinterest app, tap the Profile icon to display your Pinterest profile.
- 2 Tap Boards to display all your boards.
- 3 Scroll to the bottom of the screen and tap Create a Board.
- 4 Enter a name for this board.
- 5 Tap Create.

