



FINANCIAL TIMES **Guides**

.....

HOW THE STOCK MARKET REALLY WORKS

FIFTH EDITION

LEO GOUGH



Prentice Hall
FINANCIAL TIMES

How the stock market really works



In an increasingly competitive world, we believe it's quality of thinking that will give you the edge – an idea that opens new doors, a technique that solves a problem, or an insight that simply makes sense of it all. The more you know, the smarter and faster you can go.

That's why we work with the best minds in business and finance to bring cutting-edge thinking and best learning practice to a global market.

Under a range of leading imprints, including *Financial Times* *Prentice Hall*, we create world-class print publications and electronic products bringing our readers knowledge, skills and understanding, which can be applied whether studying or at work.

To find out more about Pearson Education publications, or tell us about the books you'd like to find, you can visit us at www.pearson.com/uk



How the stock market really works

Fifth edition

Leo Gough

**Financial Times
Prentice Hall**
is an imprint of

PEARSON

Harlow, England • London • New York • Boston • San Francisco • Toronto • Sydney • Singapore • Hong Kong
Tokyo • Seoul • Taipei • New Delhi • Cape Town • Madrid • Mexico City • Amsterdam • Munich • Paris • Milan

PEARSON EDUCATION LIMITED

Edinburgh Gate
Harlow CM20 2JE
Tel: +44 (0)1279 623623
Fax: +44 (0)1279 431059
Website: www.pearson.com/uk

First published in Great Britain in 2001

Fifth edition published 2011

© Pearson Education Limited 2001, 2011

The right of Leo Gough to be identified as author of this work has been asserted by him in accordance with the Copyright, Designs and Patents Act 1988.

Pearson Education is not responsible for the content of third-party internet sites.

ISBN: 978-0-273-74355-2

British Library Cataloguing in Publication Data

A catalogue record for this book is available from the British Library

Library of Congress Cataloging-in-Publication Data

Gough, Leo.

How the stock market really works / Leo Gough. – 5th ed.

p. cm.

Includes index.

ISBN 978-0-273-74355-2 (pbk.)

1. Stock exchanges. 2. Stocks. 3. Investments. I. Title.

HG4551.G68 2011

332.63'2–dc23

2011024733

All rights reserved. No part of this publication may be reproduced, stored in a retrieval system, or transmitted in any form or by any means, electronic, mechanical, photocopying, recording, or otherwise, without either the prior written permission of the publisher or a licence permitting restricted copying in the United Kingdom issued by the Copyright Licensing Agency Ltd, Saffron House, 6–10 Kirby Street, London EC1N 8TS. This book may not be lent, resold, hired out or otherwise disposed of by way of trade in any form of binding or cover other than that in which it is published, without the prior consent of the publishers.

10 9 8 7 6 5 4 3 2 1

15 14 13 12 11

Typeset in 9pt Stone Serif by 30

Printed and bound in Great Britain by Ashford Colour Press Ltd, Gosport, Hampshire

Contents

Introduction / xi

1 The ‘guerrilla investor’ / 1

The ‘guerrilla investor’ concept / 1

Asset allocation – a powerful strategy / 16

Choosing a financial adviser / 17

What is a risky investment? / 24

Summary / 25

2 Shares / 26

What are shares for? / 27

Why shares exist – the capital markets / 31

Stock exchanges / 34

Buying and selling shares / 36

Collective investments / 36

The world’s stock markets / 47

American Depositary Receipts (ADRs) / 51

Stock indices / 53

Individual Savings Accounts (ISAs) / 55

Summary / 60

3 Bonds / 62

Bonds for guerrillas – using bonds for specific goals / 63

The market for bonds / 65

Rating bonds / 67

Gilts / 69

The other risks of bonds / 70

The varieties of bonds / 72

Auctioning new issues / 75

The price of bonds / 75

Understanding yields / 76

Summary / 80

4 Assessing companies – issues and opportunities / 83

Why do companies issue shares? / 84

Financial statements / 84

Corporate governance / 89

Investment opportunities – new issues / 91

Investment opportunities – mergers and acquisitions / 94

When companies get into trouble / 97

Summary / 100

5 Investment theories and strategies / 101

Fundamental analysis / 103

Discounted cash flow (DCF) / 104

The efficient market / 106

Index investing / 109

Understanding volatility / 111

Risk and risk-adjusted performance / 112

Value investing / 115

Growth investing / 116

Small companies or large companies? / 117

Market timing / 118

Technical analysis – pure voodoo? / 119

Summary / 121

6 Foreign exchange / 123

Avoiding the great travel money rip-off / 124

The Bretton Woods system / 125

The floating rate system / 126

The balance of payments / 128

Market sentiment / 129

The foreign exchange market / 131

Forward exchange / 131

Predicting exchange rates / 133

Currencies for guerrillas / 134

Summary / 136

7 Derivatives / 137

Commodities / 138

Futures / 139

Financial futures / 141

Options / 143

Spread betting – tax-free investing? / 149

Derivatives – the casualties / 151

Hedge funds / 160

Structured products / 161

Summary / 163

8 Fraud and sharp practice / 164

Grand fraud versus petty fraud / 164

What the regulators can and can't do / 168

25 years of misdeeds – from Milken to Madoff / 171

Sharp practice – pensions misselling / 172

False accounting on a grand scale – Enron and WorldCom / 173

The Sarbanes–Oxley Act / 177

The naughty noughties / 178

Summary / 185

9 Overseas investment / 186

Achieving global diversification / 187

No-tax and low-tax territories / 190

Working abroad / 195

Banking offshore / 196

Offshore trusts and companies – expensive to feed? / 198

Dual nationality for guerrillas / 198

Summary / 199

10 Investing in other asset classes / 200

Property / 201

Gold / 211

Collectibles / 212

Wine / 214

Your own business / 214

Pensions / 216

Insurance / 219

Summary / 223

11 Thinking about retirement / 226

Where to retire? / 226

Changing your asset allocation in retirement / 229

Asset rich, cash poor? / 232

Making a will / 232

Inheritance and offshore investment / 234

Summary / 235

12 UK taxation / 236

An overview / 237

Tax on investment income / 238

Income tax / 238

Tax avoidance or tax evasion? / 239

Capital gains tax / 242

Inheritance tax / 243

Trusts / 244

Summary / 247

13 An overview of the financial crisis / 249

How the crisis began / 249

The banking crisis / 253

The crisis spreads to Europe / 256

Economic growth and the financial crisis / 261

Investment survival in the long term / 264

Summary / 267

14 Making investing part of your life / 269

Making and reviewing your financial plan / 269

Taking into account the stages of life / 272

Summary / 275

Appendix 1 A little financial maths / 277

Appendix 2 Compound interest table / 286

Further reading / 288

Useful websites / 291

Glossary / 295

Index / 309

Introduction

For the last few years the financial news has been dominated by the series of financial crises that began in the US in 2007, spread to the international banking system and, by 2011, had become a threat to the solvency of a number of sovereign states, particularly in the West. Does this mean that the good times for investors are finally over, and that we should keep our savings under the bed from now on? Almost certainly not! Although the financial crisis (discussed in detail in Chapter 13) has been a serious shock, the financial markets still offer good opportunities to ordinary investors to make their assets grow respectably in the long term.

This book is an introduction to the complex world of the financial markets. These days, anyone can participate in them, even if they only have a small amount of money to start with. Few people get rich quick through financial investment, but a lot of people do badly by trying to do this; it is a much better strategy to build your wealth steadily over the long term, adding to your investments by saving from your income and reinvesting the money that your investments generate. If you do this for many years, following a disciplined and well-founded set of rules, you won't need to be particularly lucky or to have any amazing talent for spotting winning investments – the chances are that you will be able to build up a considerable sum of money to help support you in your old age and to provide your children with a good start early in life.

The 'guerrilla investor' concept, as outlined in this book, is all about being sceptical and self-reliant. Many people become so overwhelmed with all the strange terminology and bland assurances offered by the financial services industry that they throw up their hands in despair and sign their money over to the first scheme that looks plausible. This book argues that it is very important to learn as much as possible about the financial markets and about the extraordinary progress that has been made during the last few decades in the theoretical understanding of how stock markets work. This doesn't mean that guerrilla investors should try to do everything themselves

– for many people, the most sensible way to invest is through funds, such as index funds, unit trusts and investment trusts – but it is very important to develop the ability to discriminate between good deals and bad deals, more risky and less risky investments, and situations where your own actions can make a difference compared with ones where they cannot. Think of this book as a first step on the road to a lifetime of learning about investment while you put what you learn into practice in a steady, disciplined way.

Investment can be fun, and it shouldn't take over your life completely. Take it at your own pace, and enjoy the process. Don't be too worried or in too much of a hurry to make money, and you should be pleasantly surprised with the results you can achieve in the long run.

What's new in this edition

Since the major financial crisis began in 2007, there has been a lot of reckless talk about the evils of the financial markets, and a general disillusionment with investment. This is understandable, given that the UK, along with many other countries, had a good economic run for more than a decade, and that the preceding investment crisis, the dotcom bubble that burst in 2000, did not affect the general public very directly. Following the crisis that began in 2007, however, not only has the public been affected directly in terms of bank collapses, low bank lending, unemployment and public sector cuts across the board, but also some major international schemes, such as the EU's common currency, the euro, have come under threat in ways that seem to have come as an enormous surprise to many people.

In this new edition, throughout the book efforts have been made to show how investment issues and topics have been affected by the financial and economic turmoil, and to demonstrate that the fundamental principles of investing have not changed, despite new products, new problems and new market conditions. This new material includes:

- Updated tax information, including changes to ISAs and other tax-sheltered investment vehicles.
- New case studies of major investment scandals and collapses, including Icesave, Bernie Madoff and Greece.
- A detailed analysis of what happened in the series of crises between 2007 and 2011.

- A discussion of how major issues, such as climate change, global economic development, demographic change and population growth may affect investment in the future.
- More on the joys of index investing.
- A discussion of the life-stages approach to investment (Chapter 14), and how to develop a long-term financial plan.
- More on good ways and bad ways of buying overseas property or retiring abroad.

All investors pay attention to current events, but guerrilla investors need to think even more deeply about the long term. Crises and crashes come and go, even the big, nasty, long-lasting ones. So do booms and bubbles. Try to develop strategies that will enable you to survive as an investor through the vast range of market conditions that you will encounter during your investing lifetime. Use this book as a springboard to get started on this exciting and rewarding journey.

3

Bonds

A bond is an IOU issued by a government, local authority or a company in return for the loan of cash the investor is making. In most cases, a fixed rate of interest is payable to the bond holder (the investor), and the bond issuer promises to pay back the amount borrowed (the face value of the bond) at a certain time in the future. This is different from investing in shares because you do not buy any share of the ownership of the lender. Another important difference is that bonds are generally issued for a fixed period of time, and the money you have lent is repaid in full at the 'par value' when the term of borrowing expires.

In the UK, bonds are traditionally called 'stocks' and equities are called 'shares'; in the USA, fixed-interest securities are called 'bonds' and equities, 'stocks'. It is worth noting that a lot of new financial products are being described as 'bonds' (for example, certain structured products, see Chapter 7) when in fact they bear little relation to the bonds described here.

In this chapter we will look at:

- Bonds for guerrillas
- The market for bonds
- Rating bonds
- Gilts

- The other risks of bonds
- The varieties of bonds
- Auctioning new issues
- Understanding yields
- How to use bonds

Key terms

Par value – this is the value of the bond when it was issued (the face value). Par values vary considerably, and some bonds are issued for very large sums to attract institutional investors.

Maturity date – the day the bond expires

Yield – the total return you make on the bond

Bonds for guerrillas – using bonds for specific goals

Bonds are also known as fixed-income securities. They usually pay a fixed amount of interest twice a year until they expire. This feature – a very reliable cashflow – can be a powerful tool in controlling your finances, for example if you have a commitment, such as school fees, that you will have to fund at some point in the future. Top-grade government bonds usually offer a better interest rate than a bank deposit, but on average will not perform as well as shares in the long term.

Why buy bonds? The principal reasons are:

- to put aside a large sum of cash to fund a particular objective in the future
- to be sure of a regular income for a number of years
- to diversify your assets and reduce the volatility of your returns.

In the very long term, bonds are not a good place to park a very large proportion of your assets for the simple reason that they do not produce a good return in real terms (i.e. after taking inflation into account)

over the long term. In the UK, the average annual real return for bonds has been 1.3 per cent¹ since 1900, and for many European countries they actually produced a negative return between the First World War and the 1990s. Bonds depend upon the longevity and strength of the borrowers (the bond issuers), and although governments are generally perceived as being secure borrowers, a little reflection on the upheavals of the twentieth century will remind us that this has not always been the case. In the 'Forsyte Saga' novels by John Galsworthy, the Victorian upper classes are depicted as keeping their wealth almost entirely in British government bonds because they think shares are too risky and they believe that the return on bonds will be enough to live on. Jane Austen, too, seems to have thought of government bonds as the best investment in her novel *Pride and Prejudice*, published in 1813. The times and economic conditions have changed, and few modern investors would agree with them in today's market!

So, bonds are best seen as a tool for specific purposes, and not as the answer to protecting your wealth and providing you with a good income in your retirement. To understand more about how useful they are as a tool, let's look at the following example:

Example: A roof fund

Jane has a thatched cottage, and she knows that within five to seven years she will have to pay for a new roof. She thinks this will cost about £50,000. Luckily, she has the money, but she decides not to put it into shares in case there is a market drop just when she needs to fix the roof. Instead, she buys 'zero-coupon' bonds (see page 74) which accumulate the interest until they mature in five years' time. The price of the bonds is discounted to reflect the interest accumulation, so Jane pays less than £40,000 for the bonds. When the bonds mature in five years' time, she will receive £50,000. With zero-coupon bonds, therefore, you don't receive payments of interest during the life of the bond – instead, you pay a much lower price for the bond initially than you will receive at maturity. Zero-coupon bonds are useful when you don't need a stream of interest payments, but just a lump sum at a future date. Remember, though, that you may have to pay tax on the interest you receive.

¹ Elroy Dimson, Paul Marsh and Mike Staunton, *Credit Suisse Global Investment Returns Sourcebook* 2010

The market for bonds

In most cases, you can sell a bond in the market any time before it matures. This is a useful characteristic, since it makes it a highly liquid asset, but it also carries a risk: because the coupon rate (interest rate) was fixed at the time the bond was originally issued, if interest rates have changed, the bond will change in value.

Although you can be quite certain of your total returns if you hold your bond to maturity, since your lender will repay you the par value at that time, you cannot be sure of the price of a bond in the market. If interest rates move higher than the coupon rate, the value of the bond will be lower, and if interest rates are dropping, the bond's value will rise.

At the time of writing, interest rates have been low for a long time but may start rising soon, which suggests that the market value for bonds could drop in the medium term. If you are buying bonds to hold until they mature, remember, this problem will not affect you.

How to use yields

The main way of assessing and comparing bonds is to calculate their yields. There are several types, as outlined below.

Nominal yield, or 'coupon rate'

The fixed interest rate given on the bond certificate. A bond with a coupon rate of 5 per cent will pay 5 per cent interest annually (often in staged payments every six months).

The current yield, or 'interest yield'

Suppose you buy a bond in the market; the price has changed from the par value, so how can you figure out the yield? The current yield, which is the coupon rate divided by the market price, gives you the figure.

Example

For example, you buy a bond with a coupon of 20 per cent and a face value of £200, and you pay £180. What is the current yield?

$$20.00 \div 180 = 0.1010$$

The current yield is 10.1 per cent. Remember, the current yield varies according to changes in the market value of the bond, which are driven by interest rates.

The yield to maturity or 'redemption yield'

This is the total return you receive if you hold a bond to maturity, accounting for the market price, the coupon and the years remaining until the bond matures. It also makes the assumption that you are able to reinvest the interest you receive elsewhere at the same rate.

If you are buying bonds you will not need to calculate the yields yourself – they are widely published in the financial press and your broker or financial adviser will be able to give you the figures.

Avoid the highest yields?

“bond investors are not aiming to make high returns”

As mentioned earlier, bond investors are not aiming to make high returns; they are aiming to make highly predictable returns. Bonds will usually generate better returns than cash deposits at a bank or building society, but they are

nevertheless not very exciting results. This makes some bond investors restless and dissatisfied, and leads them to search for higher yields. In essence, high yields carry higher risk, often much higher risk, so this is not generally a wise move for a private investor: high yielding bonds may carry a much higher risk of default.

Although bonds are well regulated internationally, there is still a risk of default – in 1998, for example the government of Russia defaulted on its bonds and did not repay the money to the bondholders. While most of the investors were institutional, and so were presumably more able to cope with this setback, private investors do not need this kind of problem, so stick to high-grade bonds.

How do you know if a bond is high grade? You use one of the rating systems (see the next section). These are rating systems which assess the risk that a bond issuer may be unable or unwilling to pay the debt or the interest, and investors should always check a bond's rating before purchasing. Although rating systems are generally good, there have occasionally been nasty surprises, especially in the area of corporate bonds, which are bonds issued by companies. You may recall the collapse of the corporate giants WorldCom and Enron a few years ago (for more details, see Chapter 8); in these cases, the bonds that the two companies had issued were rated as high grade right up until the moment that the companies collapsed amidst allegations of false accounting.

For the average UK investor, the moral of the story is probably either to stick to British government bonds, known as gilts, which have never defaulted, or to special investment funds that hold a broad portfolio of government and corporate bonds.

For more on the different kinds of risk associated with bonds, see page 81.

Rating bonds

A bond's rating is especially important if you are investing in corporate bonds or in government bonds issued by countries that have only recently entered the market, and if you may sell them before they reach maturity. The three main rating companies, Moody's, Standard & Poor's and Fitch, all make independent assessments of how credit-worthy a bond issuer is and rate accordingly. In general, however, they agree with each other on the rating, and may change it if the issuer's situation changes. You should be aware, though, that in recent years the ratings agencies have come under a lot of criticism. It has been alleged that their relationships with certain major financial institutions and corporations have been overly cosy, and that they have sometimes not downgraded their ratings as quickly as they should have done. This is an issue for corporate bonds, but should not matter if you are concentrating on UK gilts. See Chapter 13 for more details.

Bond credit ratings (investment grade)

<i>Standard & Poor's</i>	<i>Moody's</i>	<i>Fitch</i>
AAA	Aaa	AAA
AA+	Aa1	AA+
AA	Aa2	AA
AA–	Aa3	AA–
A+	A1	A+
A	A2	A
A–	A3	A–
BBB+	Baa1	BBB+
BBB	Baa2	BBB
BBB–	Baa3	BBB–

In general, a private investor, even an adventurous one, should stick to bonds whose ratings appear in the table above – ‘investment grade’ means they probably won’t default – and preferably to bonds higher than AA–. However, as mentioned earlier, bonds that have lower ratings than BBB– are to be avoided, although they may offer better yields.

Until 1980, most of the developing countries were not able to issue bonds internationally. Since then there has been an explosion in the number of countries that issue bonds and, as you might expect, there have been a number of defaults, particularly on interest payments.

Some Asia-Pacific government bonds are not investment grade. A bond fund may mitigate the risk through diversification, but a fund that only invests in the government bonds of a risky country will be fully exposed to the default potential. Although it is rare for a government to default on its bonds, it can and does happen occasionally. The risk is not only that the issuer may not repay the loan on maturity, but also that it may suspend interest payments. Most of these problems have been fairly minor – Peru failed to make its coupon payments for 30 days in 2000, for example – but as mentioned earlier, there have been one or two serious defaults, such as Russia, which is thought to have eventually settled its debts for less than 20p in the pound. According to Moody’s, all the countries that have defaulted in any way since 1985 were rated at B1 or less for a year or more before they

defaulted, which, for all but the specialist, is surely a good argument for staying with the best rated bonds.

At the time of writing (early 2011), there is talk of the possibility of some major government bond defaults. Strong economies who have their hands relatively free, like the USA and the UK (yes, the UK still has a strong economy compared with most countries in the world) are unlikely to do this for two reasons: first, they have the option to print money, which has the effect of inflating away their debt, and second, it would be very bad business to default, since people would not trust them enough to buy their bonds again. Nevertheless, we should never say 'never' when trying to forecast the future. As is discussed in Chapter 13, some of the EU member states that are members of the eurozone (i.e. they have the euro as their currency) are also in trouble, and since they are not in a position to print money because of eurozone rules, there are fears that they could default on bond payments. In January 2011 the International Monetary Fund (IMF) warned that many other countries too, including Brazil and Japan, could be at risk of defaulting on their bonds. Perversely, the prospect of a worldwide sovereign debt crisis is a little reassuring, since it makes it more likely that the rich nations will work together to restructure the debts and avoid financial chaos. As always, time will tell; by the time you read this, the potential crisis may have been averted.

Gilts

For UK investors, playing safe usually means sticking to gilts. 'Gilts' or 'gilt-edged securities' are bonds issued by the British government. They get their name from their reputation for a very high degree of safety. It is thought, justifiably, that if you lend the British government money by buying gilts, it is extremely unlikely that it will default on the loan. The British government has issued gilts for hundreds of years without ever having failed to meet payments on the due dates. About two-thirds of the British national debt is funded by the issuance of gilts; at times, it has been as high as 80 per cent.

“for UK investors, playing safe usually means sticking to gilts”

Gilts are issued either for a fixed length of time, such as five years, or, more unusually, for an indefinite period. They pay interest half-yearly, and repay the capital at the end of the bond's life.

The return on gilts is generally lower than you can get by investing in more risky propositions, such as shares, but is often better than the interest rate you can get by simply keeping your money in a bank or building society. You can hold gilts in an ISA, thus sheltering them from tax. Most gilts are very liquid, meaning that they are easily bought and sold.

The best way to buy gilts?

You buy gilts through a stockbroker or directly from the government's Debt Management Office (DMO). The DMO has a 'purchase and sale service', which probably offers the cheapest means of buying gilts, but cannot give investment advice.

You can find out everything you ever wanted to know about gilts at the DMO's website at: <http://www.dmo.gov.uk>.

The other risks of bonds

The most important risk of investing in bonds is the risk of default, but there are some other risks that you should also be aware of, especially if you are not sure you are going to hold the bonds to maturity. In general these apply mainly to corporate and foreign bonds, so most UK investors need not be overly concerned if they are sticking to gilts. The risks are:

- Foreign currency – if you buy a bond denominated in a foreign currency, the exchange rate may go against you. If, however, you have a known future expenditure in a foreign currency – let's say, you are going to put a new roof on your Spanish villa in seven years' time – then it could make sense to buy Spanish bonds, currently denominated in euros, with the money you have earmarked for the roof.
- Inflation – don't forget that when inflation rises, the true value of the bond and its coupon payments will sink.

- Interest rates – as we have already seen, when interest rates rise and fall, the market value of the bond changes, so if you are selling before maturity, you could make a gain or a loss.
- Liquidity – sometimes there are financial crises and no one will buy your bonds at a fair price (this only applies to bonds being sold before maturity). Suppose there has been a banking disaster in the bond issuer's country, for instance, and all foreign investors have panicked. In such cases, you may have to wait a while before you can sell the bond in the market.
- Sovereign risk – this is the risk that the government of the bond issuer's country suddenly moves the economic goalposts in a way that affects bondholders. For instance, it might suddenly introduce exchange controls to prevent you from bringing the money home when you sell the bond. This can cause heavy losses.
- Intermediaries – some dishonest firms have, in the past, offered attractive package deals on bonds but have cheated their customers.

case study**The Barlow Clowes scandal – how a certain kind of punter is exploited**

If you've ever heard of the Barlow Clowes affair in the 1980s, you may be wondering why gilts are said to be so safe, when thousands of people who invested in gilts through Barlow Clowes narrowly escaped losing their life-savings when the firm collapsed and two of its directors were jailed for theft. The point is that gilts are safe – it's the intermediaries who may not be. Many of the victims of Barlow Clowes had invested through financial intermediaries, creating two unnecessary layers between themselves and the dealers. It is a classic example of how investors can get caught by believing printed lies: it seemed so unlikely that a company would actually dare to make false statements in their literature and on consumer radio programmes on the BBC that investors assumed that it must be alright. The then Department of Trade and Industry's role in the affair was far from glorious – it knew about irregularities with Barlow Clowes for years before the collapse, and did nothing.

Low-risk, low-return investments have a great appeal to inexperienced investors who are afraid of losing money and are paralysed by the apparent complexities of the investment world. This type of investor can be persuaded to purchase by emphasizing safety above all other qualities – but they may be paying too high a premium for this safety. Safety, like any other investment characteristic, has its fair price.

Dishonest firms can sell ‘scaredy-cat’ investors overpriced products by disguising the charges. After a while, the investors start to itch for better returns. This is what Barlow Clowes exploited: the desire of people who want to have their cake and eat it by having a low-risk/higher-return investment. There is rarely such a thing widely available in the markets, since risk is correlated to reward. In general, the more risk you take, the more chance you have of a better return. Bonds, being generally low-risk investments, do not often give high returns.

To paraphrase Gertrude Stein, ‘a bond is a bond is a bond’. In current market conditions, and in the long term generally, you are not going to make a better return on them than you can on equities without taking on more risk, such as buying very low-grade corporate bonds. There are going rates of return for bonds – if someone offers you a significantly better rate of return than is generally available elsewhere, be very, very sure that you understand exactly how they are able to achieve this. They may have no intention of keeping their promises!

The varieties of bonds

Bonds come in many different shapes and sizes, and it is worth getting to know the basic differences.

Index-linked gilts

These pay a rate of interest linked to the official inflation figures and the face value of the bond is adjusted for inflation when it is repaid. If you buy such a bond for its face value and keep it to redemption, you are therefore guaranteed to make a profit in real terms.

Undated bonds

Some gilts have no redemption date; the government simply goes on paying the interest for ever, unless it chooses to redeem. Others have a range of years (e.g. 2010–2015) within which the government can decide to redeem the gilt at any point. Others give a redemption date followed by the words ‘or after’ (e.g. ‘2010 or after’), meaning that the government can choose when it wants to redeem the gilt at any time after the redemption date.

Convertible bonds

Convertible bonds are usually issued by companies rather than governments, and offer the investor the chance to exchange bonds at some pre-agreed time for shares in the issuing company. Whether this is worth doing depends upon the market value of the shares when you convert. Obviously, if the shares have gone up you will make a capital gain by converting to shares and then selling them. The price of these bonds usually rises and falls with the share price, but at a lower rate. Usually the price at which you can convert to shares is set higher than the market price of the shares when the bonds are issued. Convertibles tend to be less sensitive to interest rate changes than normal bonds. Convertibles are usually sensitive to changes in the company’s share price.

Debentures

Companies often issue debentures, which are an agreement to pay the interest – and repay the capital – out of the future earnings of the company. The bond is not secured on the fixed assets of the company, such as buildings, which are arguably less risky.

Asset-backed bonds

This is where the company offers the security of a specified asset it owns. If it cannot pay, the asset will be sold and the bondholders repaid.

Callable bonds

These bonds give the issuer the option to repay the bond early, and in return generally offer a higher rate of interest (the coupon rate). If the issuer does redeem the bond early, the chances are that it will be at a time when interest rates are lower and so the investors will have to buy bonds at a lower coupon rate.

Zero-coupon bonds

These pay none of the interest until the bond matures, and are usually priced at a discount to the value that will be paid at maturity to reflect this. In high-tax countries like the UK, they are generally thought to be unattractive, but can be useful if you have business in a low-tax jurisdiction.

Structured notes

These are not bonds, but look as if they are; a recent development, they are packaged products based on derivatives. Their benefits are generally for wealthy investors with plenty of cash to spare. See Chapter 7, page 161 for more details.

Ex dividend and cum dividend

Interest on bonds is usually paid every six months, so when you buy a bond in the market you will want to know if a dividend is just about to be paid. Approximately five weeks before the interest is paid the bond is declared to be 'ex dividend', meaning that if you buy it, the seller keeps the imminent dividend and the first dividend that you receive will be the subsequent one – this is indicated in the financial pages by 'xd'. Ex dividend bonds are cheaper than 'cum dividend' (meaning 'with dividend') bonds to compensate for the longer wait for the first dividend. Cum dividend bonds require the purchaser to pay for the 'accrued interest' since the last time the interest was paid.

So what kind of bond should you buy? It all depends on your individual circumstances, how much money you have in total, and your specific goals in holding the bond. Also, different bonds represent better or worse value at different times, so it is generally best to get advice from a broker or financial adviser just before you make a purchase.

Auctioning new issues

When a state body or a company wants to borrow money by selling bonds, it 'brings an issue'. In the USA, the government issues bonds to a regular timetable using the auction method. Individuals can obtain a tender form from a bank and apply for the bonds (usually Treasury bills which have a life of a year or less) at a set price, enclosing a cheque. Private individuals are classed as 'non-competitive bidders'. What happens is that institutions bid for large amounts of the bonds, at any price they choose, but usually quite close to the set price of \$10,000 per bond. The US Treasury then accepts the highest bids to fulfil its quota and takes the average price of the accepted bids as the price to the non-competitive bidders, who are then refunded the difference between the average of the accepted bids and the price they paid when they applied for the bonds. In the UK, the practice of auctioning government securities has been adopted relatively recently, and purchasers don't know what kind of bond will be offered until about a week before the auction.

The price of bonds

The price of a bond varies according to macro-economic factors, of which inflation is the most important. If the interest rate in the market goes higher than the interest rate payable on a bond, the price you can get if you sell the bond goes down. Conversely, if the market interest rates go below a bond's interest rate, you can sell the bond for more than its face value.

Every day information on bonds is published in the *Financial Times* and elsewhere; you are given the current market price of the bond (which is usually different from its face value), the high and low of the market price in the current year (which gives you an idea of its volatility), and then two figures for 'yields'. Market prices quoted are the middle of the bid/offer spread, as with shares. The 'interest yield' simply tells you what percentage of your money you would get if you bought the bonds at the current market price. It is a simple calculation:

Example

Suppose the bond in question is 'Treasury 7 ¼ pc 2014': the 7 ¼ pc is the coupon rate for the bond, '2014' is the year when the government pays back the capital invested. Since you must buy the gilt for a price different from its face value, the 7 ¼ pc coupon does not tell you the interest rate you are getting. Let's say the market price is 102.88. You divide the coupon by the market price and multiply the result by 100:

$$(7.25 \div 102.88) \times 100 = 7.1 \text{ per cent}$$

7.1 per cent is the interest rate, or interest yield, that you will get at the moment. Since the market price is higher than the face value of the bond, its interest yield is lower than its coupon, and if the market price rises, the yield will go even lower.

Understanding yields

“the yield is the crux of bond investing”

The yield is the crux of bond investing, because it is the tool you use to measure the return of one bond against another. It enables you to make informed decisions about which bond to buy.

As we have seen, the interest yield, or 'current' yield is the rate of return on your bond investment but it is not fixed, like a bond's stated interest rate. It changes to reflect the price movements in a bond caused by fluctuating interest rates.

To pick the best deal available between comparable bonds (remember that company bonds are more risky than gilts, so you would expect a better rate on them in compensation), it is better to use the 'redemption yield', or 'yield to maturity', which is also given in the financial pages.

Redemption yield

The redemption yield tries to account for the difference between the price you pay for the bond and what you will get for it on redemption, plus any capital gain you will realize (if you purchase the bond below par) or minus any capital loss you will suffer (if you purchase the bond above par). It also includes all the interest you will earn. It's a complicated sum that in practice is not worth calculating yourself, so you can just look up the redemption yield in the *Financial Times*. In principle, it works as follows:

Example

Annie buys a 10 per cent bond with a face value of £100 in the year 2015 for £111.11 because the current interest rate is 9 per cent. The term of the bond ends in four years' time in 2019 for £100.

Annie will make a capital loss of £11.11 if she holds the bond to redemption, which results from the difference between the price she paid (£111.11) and the face value (£100).

Step 1. Dividing the loss by the number of years left to run:

$$11.11 \div 4 = 2.78$$

£2.78 is the amount of capital loss per year.

Step 2. Annie calculates what percentage £2.78 is of £111.11, the price she paid for the bond:

$$£2.78 \div 111.11 \times 100 = 2.5 \text{ per cent}$$

Step 3. At the time of purchase, interest rates were at 9 per cent, so the interest yield is:

$$\text{Coupon} \div \text{market price} \times 100$$

$$10 \div 111.11 \times 100 = 9$$

Step 4. Annie works out the approximate redemption yield by subtracting the annual percentage of capital loss (see Step 1) from the interest yield (see Step 3):

$$9 - 2.5 = 6.5$$

Annie now knows that the redemption yield is roughly 6.5 per cent. It is only approximate because it doesn't take compound interest into account, so Annie looks up the published redemption yield in the financial press to get an exact figure.

Redemption yields are useful for comparisons, but they don't remove all uncertainty, since the underlying market prices on which they are based will fluctuate, and the figures only tell you what return you would get if you held the bond to redemption, not what will happen if you sell before.

When comparing the redemption yields, say of different gilts, you will notice that some are higher than others. Usually, the longer that the gilt has to run, the higher the redemption yield because investors expect a reward for tying up their money for a longer time. Another reason is that different countries will have different economic outlooks, and market expectations will affect the yield. This effect is called the 'normal yield curve' and is usual when interest rates are relatively low (Figure 3.1).

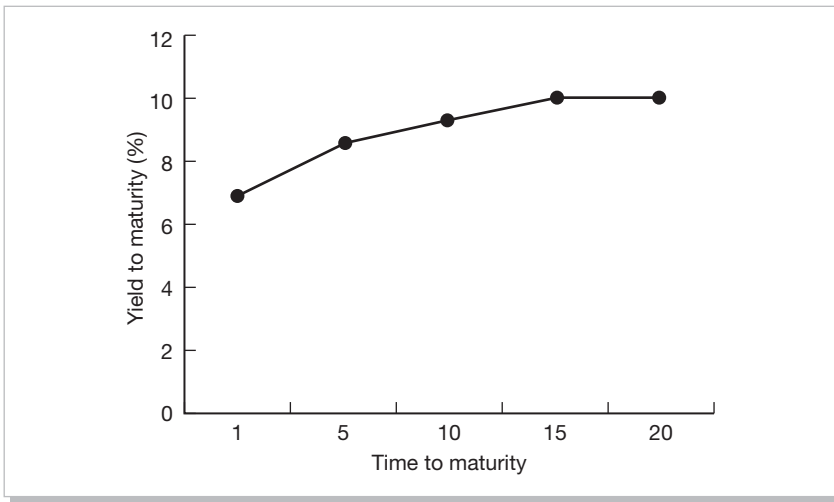


Figure 3.1 The normal yield curve

Since the price of bonds fluctuate in the market, the yields curves do too – they can vary by as much as 5 per cent during a typical year.

When there is uncertainty about interest rates, the market distorts the normal yield curve both by trying to guess what long-term interest rates will be and also by moving in and out of bonds in response to changes in interest rates elsewhere. Banks mainly buy short-term bonds ('shorts'), while the institutions tend to buy long-term ones ('longs'), leaving medium-term bonds (5–15 years) out in the cold, which can cause them to have a better yield than longs. When short-term interest rates are up, yields on short-term bonds improve. Uncertainty about interest rates can cause longs to have lower yields than the shorts, in which case the yield curve is inverted.

Figure 3.2 shows what can happen when there is uncertainty about interest rates. The hump in the curve over 10-year bonds indicates that they give a better yield than longs, reflecting their unpopularity. This can happen when interest rates are high but are expected to drop.

Sometimes the opposite happens and short-term interest rates are relatively higher than long-term rates. In this case, the yield curve changes to a 'downward-sloping' curve (Figure 3.3).

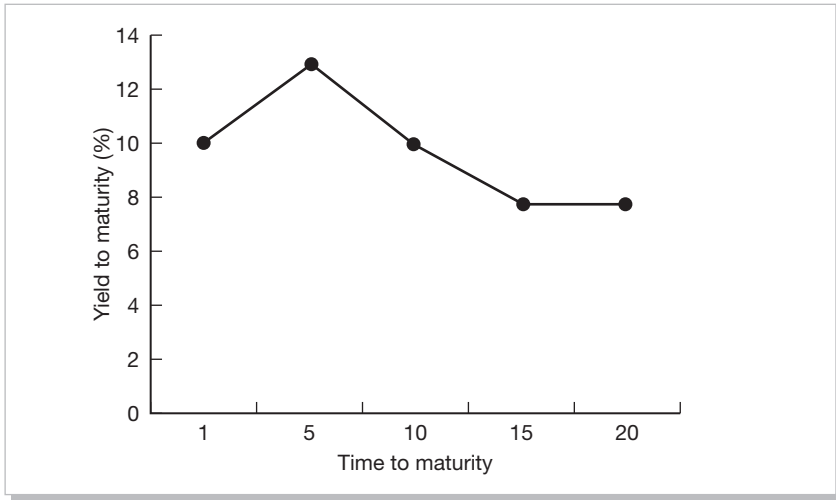


Figure 3.2 An inverted yield curve

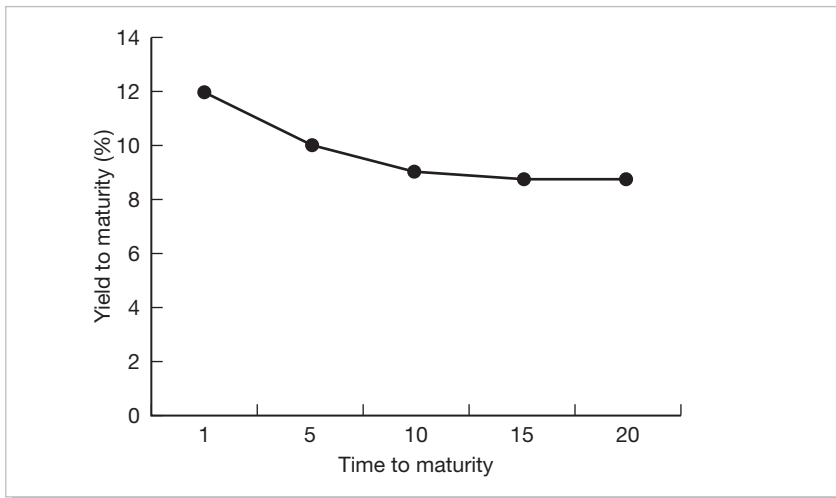


Figure 3.3 A downward-sloping yield curve

If you are a keen bond investor – as many retired people are – you can use yield curves to get a good sense of what market conditions are like for any type of bond you are interested in.

Bonds and ISAs

For UK taxpayers, interest on bonds is taxed at the rate of your tax band (see Chapter 12). In cases where you receive all the interest in one year (usually when the bond expires), this could affect your tax band, so it is worth doing some forward planning to take this into account. Is it worth using an ISA? It depends upon your tax status and your goals in purchasing bonds. The current ISA limit (for 2011–2012) is £10,340, so for instance if you are intending to use bonds to save for the purchase of an expensive new roof at a fixed time in the future, you might have to stagger your purchases to use up your annual ISA limits, or else not be able to keep all the bonds within the ISA.

Summary

The great thing about bonds is that they are predictable, and this, if you are reasonably affluent, allows you to manage your cashflow over the medium to long term. Like all other investments there are risks, and you can significantly increase these risks, either inadvertently or intentionally, by investing in certain types of bond. For example, you could choose to put all your money into, say, the bonds of a foreign government that is currently in default; you might make a profit if the government paid its debt, but this would be a big risk. Beware of investment schemes that seem to be based on bonds, but are really based on complicated derivatives (see Chapter 7) – they may not be as safe as they seem.

For private investors, the big danger is often the frustration they feel at the relatively low returns of bonds, which leads some people to invest in riskier fixed income schemes. Many people, especially when they are retired, see the interest they receive from bonds as something separate from the capital, to be creamed off as a nice little earner. By all means use investment income for daily expenses if you must, or if you can afford to, but don't imagine that this is going to make you richer – it could make you a lot poorer. At the end of a bond's term, the capital sum is returned, but its buying power will have shrunk through inflation. Perhaps the worst case of this in the twentieth century was

in the 1920s, when respectable German widows literally starved to death as the value of their bonds were inflated away during the galloping Weimar hyper-inflation, when cash became virtually worthless. In such circumstances, you need to move your wealth into a different asset class fast to stop any further loss.

Perhaps such horrors couldn't happen here, but spending the interest from a bond is a way to use the law of compound *depreciation*, causing your assets to dissolve over the long term. Remember that the main financial characteristics of high quality bonds are:

- High liquidity – you can sell them very quickly, except for certain products.
- A fixed interest rate – useful in a world of fluctuating rates.
- Low risk – major governments pay their debts, mostly. The British government has never defaulted on gilts, although arguably it has pulled a few fast ones, like getting patriotic people to buy undated War Loans during the First World War. 'Undated' means 'I don't have to pay you back unless I feel like it, and if I ever do, it will be after inflation has made the bond worthless'.
- Low returns – you get the interest plus the chance of a small capital gain if you sell the bond in certain market conditions.
- Inflation risk – except for index-linked bonds, if you keep a bond to redemption, inflation may have reduced the value of the capital invested plus the interest earned. This risk is much greater on long-term bonds.

If you buy a bond just before market interest rates take a dive, you can make a substantial tax-free capital gain, as the market value of the bond will rise, but this doesn't happen very often. Buying bonds outside your own country in other currencies can be a good bet if you think the value of your own currency is falling. For those who don't want to become specialists in the field, bonds are basically safe and boring. You will have to keep a weather eye on the economy at all times if you hold long bonds unless you hold them to redemption, and even then you may find that inflation has taken a bite out of them.

The returns on safe, high-grade bonds are the best you can obtain at a low level of risk to maturity, and are probably best for most investors.

**“think of
bonds as part
of your asset
allocation”**

Think of bonds as part of your asset allocation, functioning as ballast in your portfolio. Many advisers think that everyone should keep at least 30 per cent of their money in bonds, and much more if you are retired, but for younger people – say, under those 40 – there is a good argument for focusing exclusively on equities because they have a longer time horizon and therefore a better chance of seeing substantial capital growth.

In the next chapter we will turn to shares, which have very different investment characteristics from bonds, and examine the main issues and opportunities you should know about before entering the share markets.

Index

- accountants
 - as IFAs 19
 - importance of 236
- accounting dates 85
- accounting principles 85–8
 - false accounting 86, 171, 173–7
- accounting problems 89
- accumulation trusts 247
- acquisitions *see* mergers and acquisitions
- ADRs (American Depositary Receipts) 51–3
- advantages
 - of ISAs 55–6, 60
 - of private investor 2–3
 - of unit trusts/mutual funds 41
- advisory services of IFAs 20
- Amaranth Advisors 158
- American Stock Exchange (AMEX) 48, 293
- American tax havens 194
- Andorra as tax haven 194
- annuities 218–19
- arbitrage 131, 142, 155, 198
- Argentina 139
- Asian investors versus UK 224
- asset allocation 16–17, 200, 223, 224, 267
 - and bonds 16, 82, 235
 - and overseas investments 188, 189
 - and property investments 16, 210–11
 - in retirement 229–31, 235
 - in unit trusts/mutual funds 45
 - see also* diversification
- asset valuation 7–8
- asset-backed bonds 73
- Assured Shorthold Tenancy 207–8
- Astor, Jacob 209
- auctions of bond issues 75
- auditor's report 87
- Austria 13
- Austrian School 256, 257
- balance of payments 128–9
- balance sheets 8, 87–8
 - off-balance sheet transactions 90
- balanced funds 38
- Bank of England 130, 254, 257
- Bankers Trust 153
- banking crisis 253–6
- banking offshore 196–7
- bankruptcy and insolvency 97–9
- banks
 - central banks 130
 - currency accounts 135
 - as IFAs 19
 - Swiss banks 193
- bare trusts 246
- bargain shares 115–16
- Barings Bank 153, 156
- Barlow Clowes 71–2, 166
- Basel Accords 90–1
- Bear Sterns 253, 254–5
- beating the market 13, 54, 84, 108
- Belgium 256, 259
- benchmarks (investment funds) 47
- Berkshire Hathaway 3
- bid/offer spread
 - of shares 30
 - of unit trusts/mutual funds 42
- Bloomberg website 292

- blue chip companies 28–9, 174, 176
- blue gyps 29
- boards of directors 33
- Boesky, Ivan 171
- bonds 62–82
 - and asset allocation 16, 82, 235
 - auctions of new issues 75
 - correlation with shares 119
 - derivatives masquerading as 80
 - funds 38
 - high yield 66–7
 - international issue of 68
 - investment grade 68
 - and ISAs 70, 80
 - market for 31, 65–7
 - price of 75–6
 - rating systems 67–9
 - returns on 13–14, 63–4, 80–2
 - risk of default 66–70, 80–1, 155, 258
 - risks of 66, 68–9, 70–1, 81–2
 - varieties of 72–4
 - yield curves 77–9
 - yields 63, 65–7, 76–80
 - see also* gilts
- boom and bust 253, 265
 - and borrowing 7
 - of dotcom industry 49, 93, 97, 106, 173
 - and fraud/regulation 165, 174–6, 178, 181
 - in housing/property market 157, 203–4, 249
 - and share issues 94
 - and stock market 14–15, 117
- borrowings
 - company 99
 - Debt Management Office 70, 293
 - personal 7
- BP share price 29
- Bretton Woods system 125–6
- brokers 20, 25, 36
- Buffett, Warren 3–4, 5, 225
 - on derivatives 152–3
 - on good and bad times 175
- businesses as investment 214–16
- bust *see* boom and bust
- buying and selling (trading)
 - commissions on 13, 44, 166
 - in options 147–8
 - shares 14, 36
 - unit trusts/mutual funds 42–4
- buying on margin 140–1, 155, 176
- Buy-to-Let scheme 207–8
- call options 144
- callable bonds 74
- capital account (balance of payments) 128–9
- capital flows and exchange rates 133
- capital gains tax (CGT) 60, 118, 149, 201, 237, 242–3
- capital growth 4, 6, 82, 230–1, 235, 274
- capital markets 31–3
 - see also* stock exchanges
- capitalism 28, 249, 265, 266
- capitalization
 - of expenditure 87
 - market capitalization 27, 35–6, 38, 110
- Caribbean tax havens 194
- Cash ISA 55–6
- cashflow statements 88
- CAT-standard ISAs 57
- CBOE (Chicago Board Options Exchange) 142
- CBOT (Chicago Board of Trade) 142
- CDOs (collateralized debt obligations) 158
- central banks, intervention by 130
- certificates (unit trusts) 42
- Channel Islands as tax haven 194
- charges *see* costs/charges
- chartism 120–1
- cheques (caution on writing) 19
- China 35–6, 49, 50, 260, 261, 265, 266
- China Aviation 158
- churning 23
- Citibank 34
- Citigroup 252
- climate change 261, 264

- collectibles 212–14, 224
- collective investments/managed funds 36–47
 - asset allocation in 45
 - benchmarks of 47
 - bid/offer spread 42
 - choosing 46
 - comparing 46–7
 - costs/charges of 37, 43, 110
 - industry ratings of 47
 - investment trusts 44–5
 - types of funds 38–40
 - unit trusts/mutual funds 40–4
- commercial property 208–9
- commissions
 - of agents/advisers/brokers 18–20, 44
 - on buying and selling 13, 44, 166
 - and churning 23
 - and derivatives trading 143, 147, 150
- commodities 138–41
- commodity funds 39
- commodity futures 139–41
- companies
 - assessment of 28–9, 83–100
 - bankruptcy and insolvency 97–7
 - financial statements 33, 84–9, 100
 - offshore 174, 194, 198
 - ‘small cap’ versus ‘large cap’ 38, 117–18
 - structure of 32–3
- compensation schemes 125, 166–9, 179, 180, 223, 284, 291
- compound interest 279–80, 286–7
- contrarian investing 112
- convertible bonds 73
- convertible preference shares 30
- corporate finance techniques 84
- corporate governance 33, 89–91
- correlation of returns 45
- costs/charges
 - of agents/advisers/brokers 18–20, 44
 - and bid/offer spread 30, 42
 - of collective investments (funds) 37, 43, 110
 - of buying and selling 13, 118, 166
 - and churning 23
 - of index trackers 54
 - of ISAs 57–9
 - and market timing 118
 - of property investments 205
 - unfairness of 37
 - of unit trusts/mutual funds 43
- contract notes (unit trusts) 42
- counterparty risk 156–7
- coupon rate (bonds) 65
- credit crunch 17, 179, 180, 254
- credit default swaps 157, 256
- Crown Currency Exchange 125
- cum dividend bonds 74
- currency accounts 135
 - see also* foreign exchange
- current account (balance of payments) 128
- current ratio 99
- current yield (bonds) 65–6
- debentures 73
- Debt Management Office (DMO) 70, 293
- debt to equity ratio 99
- default
 - on bonds/gilts 66–70, 80–1, 155, 258
 - credit default swaps 157, 256
 - on futures 139
 - on structured debt/sub-prime loans 250–4
 - of tenants on rent 208
- deflation 15–16
- depreciation 87
- deregulation 89, 123, 165, 174, 178, 179, 187, 259
- derivatives 137–63
 - and arbitrage 142, 155
 - criticisms of 152–3
 - and financial crisis 157–9
 - masquerading as bonds 80
 - and risk 151–2, 156–8
- Deutsche Bank 158, 252
- development as investment 209

- dilution of shareholdings 90
- directors 33
- discretionary services of IFAs 20
- discretionary trusts 247
- discounted cash flow (DCF) 104–6
- diversification
 - and index investing 110–11
 - and mergers and acquisitions 96
 - and overseas investment 187–90
 - see also* asset allocation; risk
- dividends 28, 74, 238
- domicile 192, 194, 198, 241
- dotcom boom 15, 49, 93, 97, 106, 173
- double options 145
- doubling your money 283
- Dow, Charles 120–1
- dual nationality 198–9
- due diligence 215, 253
- DuPont 117

- earnings management 89
- earnings per share (EPS) 36
- Euronext 49, 142
- Ebbers, Bernie 176
- economic growth and financial crisis 261–4
- EDGAR (SEC database) 170, 292
- efficient market hypothesis 106–9, 121
- electronic trading 142
- Elliott, Ralph 121
- embedded options (currency accounts) 135
- Emergency Economic Stabilization Act 256
- emerging market funds 39
- employment income 10–11
- Enron 67, 173–5
- Equitable Life 171
- equities *see* shares
- ERM (Exchange Rate Mechanism) 130, 150
- Europe, financial crisis in 256–61
- European options 143
- European stock markets 49
- European tax havens 192–4
- eurozone 69, 124, 258, 260
- ex dividend bonds 74
- excess returns 108
- exchange rates *see* foreign exchange
- execution only services 20, 36
- exercise price (options) 143
- expected returns 112–13
- exports 128

- Faber, Marc 227
- false accounting 86, 171, 173–7
- Fama, Eugene 106–7, 117
- family, having a (life stage) 273–4
- Fannie Mae (Federal National Mortgage Association) 251, 252, 255
- Far East stock markets 49–51
- fashion and collectibles 213
- Federal Reserve (Fed, USA) 130, 254–6
- Ferguson, Niall 257, 261
- Fibonacci numbers 121
- financial advisers 17–23
 - advice offered and its quality 22–3
 - and churning 23
 - costs/commissions of 18–20
 - IFAs (independent financial advisers) 19–21
 - meetings with 21
 - tied agents 18
- financial crisis 157–9, 179, 249–68
 - and economic growth 261–4
- financial education 11
- financial futures 141–3
- financial plan (own) 269–72
- financial ratios 98–9
- financial statements 33, 84–9, 100
- Fitch (rating company) 67, 68
- fixed income securities *see* bonds
- fixed interest trusts 247
- floating rate system 126–8
- foreign exchange (forex) 123–36
 - and arbitrage 131
 - and balance of payments 128–9
 - and bonds 70

- and hedging 132
- and market sentiment 129–30, 133
- markets 131
- predicting rates 133–4
- and private investors 123, 134–5
- trading ranges of 130
- foreign homes 188–90
- forgeries (collectibles) 213–14
- fortunes 5–6, 159, 182, 248
- forward exchange 131–2
- forward rate agreements 153
- franchises as investment 215
- Frankfurt 49, 131
- fraud 164–85
 - avoiding being a victim of 166–7
 - and Barlow Clowes 71–2, 166
 - and writing cheques 19
- Freddie Mac (Federal Home Loan Mortgage Corporation) 251, 252, 255
- freeholds as investment 210
- FSA (Financial Services Authority) 165, 169–70, 183, 291
 - authorization/regulation of firms 125, 166–7, 169, 223
 - and financial advisers 19, 22
- FSCS (Financial Services Compensation Scheme) 169, 180, 291
- FT Actuaries Indices 43
- FT-30 index 53
- FTSE 100 index 53, 55
- fundamental analysis 103, 106, 133–4
- funds
 - benchmarks of 47
 - investment trusts 44–5
 - property 210
 - types of 38–40
 - unit trusts/mutual funds 40–4
 - see also* collective investments
- funds of funds 39
- future value 279
- futures contracts
 - commodity futures 139–41
 - financial futures 141–3
- futures exchanges 142–3
- GDP (Gross Domestic Product)
 - and foreign exchange 134
 - and national deficits 258–9
 - as measure of growth/decline 261, 264
- gearing
 - of companies/institutions 98, 179, 255
 - and property 205–6
 - see also* leverage
- Gensler, Gary 159
- German stock exchanges 47, 49
- Gibraltar as tax haven 194
- gilts 69–70
 - index-linked 72
 - see also* bonds
- Glitnir bank (Iceland) 256, 258
- global funds 39
- globalization 34–5, 186
- goals
 - using bonds 63–4, 74, 80
 - of investment funds 38, 46
 - own 8–9, 10, 21, 102, 185, 247, 270–2
- ‘going public’ with company 29
- gold 200, 211–12, 267
 - and Bretton Woods system 126
- governance rules 33
- government intervention 204, 256, 257
- Graham, Benjamin 115–16
- Great Depression 31, 170
- Greece 127, 258, 259
- ground rents as investment 210
- growth investing/funds 4, 6, 39, 82, 121, 230–1, 235, 274
- growth stocks 28
- guaranteed funds 38
- Guernsey 194
- Gulf of Mexico oil spill 29
- guerrilla investor concept 1–16
 - income and expenditure 9–12
 - net worth calculations 7–9
 - stock market, preparing for 12–16
- hedge funds 40, 154, 160–1
- hedging
 - with forward exchange 132

- hedging (*continued*)
 - with futures 139–43
 - with options 145
 - with spread betting 151
- hegemony 257, 265
- Hicks, Peter 148–9
- hiding company debts/profits 85–6
- high yield bonds 66–7
- historic cost accounting 85
- home ownership 11–12
 - abroad 188–90
 - see also* property investment
- Hong Kong 19, 36, 49, 50, 135, 164
- Hong Kong Futures Exchange 143
- Household International 253
- housing market 157, 201, 249–50, 251, 254
- Hungary 127
- hyper-inflation and bonds 81

- IBM 117
- Iceland 179–80, 256, 258–9
- Icesave 171, 179–80, 259
- identity, proof of 21
- IFAs (independent financial advisers) 19–21
- illiquidity *see* liquidity
- IMF (International Monetary Fund) 69, 126–7, 257–61
- immigration policies 187
- imports 128
- income and expenditure 9–12
- income investing 3, 9
- income tax 237, 238–9
- index investing/funds 39, 54, 108–11
- index tracking 37, 39, 54, 109–11
- index-linked gilts 72
- India 35, 52, 86, 260, 261, 265
- indices 53–5
- Indonesia 49, 107, 112, 127, 211
- infant mortality 261–2
- inflation 282
 - adjusting for 15–16
 - and bonds 70, 81
 - and foreign exchange 133
- inflation-adjusted returns 15–16
- inheritance tax 191–2, 198–9, 219, 223, 230, 233–5, 237, 243–4
- Ireland 127, 256, 258, 259–60
- insider dealing/trading 158, 166–7, 171, 173
- insolvency 98–9
- institutional investors 2, 54, 89
- insurance and investment 219–23
 - see also* life assurance
- interest, taxation of 238
- interest rate swaps 153
- interest rates
 - and balance of payments 129
 - and bonds 70
 - compound 279–80, 286–7
 - simple 277–8
 - and yield curves 77–9
- interest yield (bonds) 65–6, 75–6
- intermediary risk (bonds) 71
- international issue of bonds 68
- intestacy (wills) 232–3, 243
- intrinsic value (option pricing) 147
- investing as part of life 269–76
- investment diary 6–7
- investment grade bonds 68
- Investment Management Association
 - website 294
- investment review (advisers) 22
- investment strategies 3–4, 101–22, 267–8
 - and fundamental analysis 103, 106, 133–4
 - and market timing 118–19
 - and technical analysis 119–21, 133
 - see also* growth investing; income investing; value investing
- investment survival 264–7
- investment trusts 44–5
- IPOs (Initial Public Offerings) 93–4
- ISAs (Individual Savings Accounts) 55–60
 - and bonds/gilts 70, 80
 - costs/charges of 57–9

- life assurance component of 57
 - outlook for 59–60
 - and taxation 55–6, 60, 70, 80
 - transfers 58
- January effect 119
- Japan 35, 49, 50, 69, 90, 142, 254, 257, 264
- Jersey 194
- junk bonds 171
- Keynes, J.M. 125–6
- Korea 49, 51, 127, 187
- Krugman, Paul 254, 293
- land
 - foreign ownership of 205
 - undeveloped 206–7
 - valuation of 95
- Landsbanki (Iceland) 179, 180, 259
- languages, need to learn 189, 196
- ‘large cap’ companies/funds 38, 117
- Latvia 127, 259
- LBOs (leveraged buyouts) 95
- leases and investment 210
- Leeson, Nick 153
- Lehman Brothers 255–6
- leverage
 - of companies 98, 255
 - and derivatives/options 143, 147, 159
 - of mortgage 11
 - see also* gearing
- liberalization 4, 34, 49, 51
- Liechtenstein as tax haven 194
- life
 - accounting for stages of 272–5
 - investing as part of 269–76
- life assurance 7, 57, 219–22
- life expectancy 261–3, 265
- LIFFE 142
- liquidity 32, 280–1
 - of ADRs 52–3
 - of bonds/gilts 65, 70, 71, 81
 - of collectibles 213
 - of markets 31, 51, 130, 139
 - of property 189, 204, 211
 - and speculators 130, 139
 - of shares/small cap stocks 30, 117
- location of property 206
- London Stock Exchange website 292
- LTCM (Long Term Capital Management) 153, 154–6
- Luxembourg 194, 256
- Madoff, Bernard 171, 181–4
- Malaysia 49, 127, 187
- maintenance trusts 247
- managed funds *see* collective investments
- management fees (unit trusts) 43
- managers versus owners 32–3
- margins
 - on financial futures 141
 - buying on 140–1, 155, 176
 - and traded options 149
- market capitalization 27, 35–6
 - and index tracking 110
 - and investment funds 38
- market makers 30
- market sentiment 129–30, 133
- market timing 118–19
- market value of assets 7
- Markopolos, Harry 182–3
- maturity, yield to (bonds) 66
- MBOs (management buyouts) 95
- meetings with advisers 21
- mergers and acquisitions (takeovers) 32–3, 94–7
- Merkel, Angela 260
- Merrill Lynch 253, 256
- Microsoft 117
- middle age (life stage) 274
- Milken, Michael 171
- Monaco as tax haven 193
- money market funds 39
- money markets 31
- Moody’s (rating company) 67, 68, 251
- Morgan Stanley 53–4, 252

- mortgages 12
 - sub-prime market 159, 170, 250–5
- Motley Fool website 293
- multi-level marketing 215
- mutual funds *see* unit trusts

- NASDAQ 48–9, 293
- nationalized industries, privatization of
 - 91–2
- negotiability 32
- net asset value (NAV, unit trusts) 41–2, 45
- net worth, calculating/reviewing 7–9, 272
- Netherlands 256, 259
- New York Stock Exchange (NYSE) 48, 49, 293
- nifty fifty 117
- nominal returns 15
- nominal yield (bonds) 65
- Northern Rock 179, 180, 254
- notes to financial statements 86
- NYSE Euronext 49, 142

- obesity 263
- OEICs (open-ended investment
 - companies, ‘oiks’) 37, 43–4, 56
- off-balance sheet transactions 90
- offers of shares 91–4
- offshore banking 196–7
- offshore companies 174, 194, 198
- offshore trusts 41, 198
- ‘oiks’ *see* OEICs
- oil 127, 140, 158
- OPEC 127
- open outcry system 142
- open positions 156
- options (derivatives) 143–9
 - and currency accounts 135
- Orange County, municipality of 153, 156
- ordinary residence 240–1
- ordinary shares 27, 30
- overseas investment 176–99
 - and dual nationality 198–9
 - and foreign homes 188–90
 - and offshore banking 196–7
 - and offshore trusts/companies 198
 - and tax havens 190–5, 234–5
 - and working abroad 195–6, 241–2
- oversubscription of new issues 93
- over-the-counter (OTC) markets/contracts
 - 50, 65, 153, 156–7, 159, 179
- owners versus managers 32–3

- paid up insurance policies 222
- paperwork provided by advisers 21–2
- par value 62, 63
- Paris stock exchange 49
- passports 198–9
- payback time 277
- penalty clauses 18
- penny shares 28
- pensions
 - as investment 216–19
 - misselling scandal 165, 171, 172–3
 - UK crisis 229
- permitted investments (ISAs) 56–7
- Peru 68
- petty fraud 165–6
- ‘PIIGS’ countries 259–60
- Ponzi schemes 171, 181, 184–5
- portfolio rebalancing 22–3, 224, 231, 232
- preference shares 30
- present value (PV) 104, 279
- President’s Working Group on Financial
 - Markets 157, 159
- price/earnings (p/e) ratios 36
- private banking 19
- private companies 29
- private investors
 - advantages of 2–3
 - aims of 4
 - compared to companies 1–3
 - employment income 10–11
 - financial education 11
 - and foreign exchange 123, 134–5
 - growth investing/funds 4, 6, 39, 82, 230–1, 235, 274
 - home ownership 11–12
 - income and expenditure 9–12

- income investing 3, 9
- net worth, calculating/reviewing 7–9, 272
- research by 3
- privatizations 91–2
- profit and loss statements 88
- property, types of 206–9
- property funds 210
- property investment 12, 14, 201–11
 - and asset allocation 16, 210–11
 - boom and bust in 157, 203–4, 249
 - development as 209
 - and foreign homes 188–90
 - and gearing 205–6
 - and home ownership 11–12
 - improving value of 201
 - and leases 210
 - legislation affecting 205, 207–8
 - liquidity of 189, 204, 211
 - transaction costs of 205
- property markets 11–12, 98–9, 179, 201, 202, 211, 224, 229, 255
- Proshare website 294
- protectionist strategies 35
- purchase taxes 237
- put options 144, 145
- pyramid schemes 215
- random walk theory 106–7
- rating systems (bonds) 67–9
- ratio analysis 98–9
- real estate *see* property investment
- ‘real’ returns 15
- rebalancing 22–3, 224, 231, 232
- record keeping 6–7
- redemption yield (bonds) 66, 76–7
- regional funds 39
- regulation 159, 164–6, 178
 - of ADRs 52
 - changes and sharp practice 172
 - of derivatives 157
 - and hedge funds 154
 - in Hong Kong 50, 164
 - of IFAs 19
 - in London 164, 178
 - in New York 164
 - self-regulation 157
 - tight/strict 50, 164–5, 175, 178
- Rehn, Olli 258
- REITs (Real Estate Investment Trusts) 210
- Repo 105s 255
- research by private investors 3
- residence rules 192, 240–1
- residential property 207–8
- retirement 10, 226–35
 - as life stage 274–5
- retiring abroad 226–9
- returns
 - beating the market 13, 54, 84, 108
 - on bonds 13–14, 63–4, 80–2
 - correlation of 45
 - excess 108
 - expected 112–13
 - inflation-adjusted 15–16
 - nominal 15
 - ‘real’ 15
 - realistic expectations of 4–6
 - risk adjusted 47, 112–14
 - on shares/equities 13–15
 - variance of 113–14
- reviewing investments (advisers) 22
- risk 13, 24–5, 112–14, 267, 284–5
 - and bonds 66, 68–9, 70–1, 81–2
 - and correlation of returns 45
 - counterparty 156–7
 - and derivatives 151–2, 156–8
 - and diversification 96, 187–90
 - and volatility 15, 111
- risk adjusted returns 47, 112–14
- Ristagi, Anshul 158
- Romania 127
- Royal & Sun Alliance 173
- rumours 118, 130
- Russell 2000 index 53
- Russia 52, 66, 68, 127, 155, 266
- Sarbanes-Oxley Act 175, 177–8
- Sark, Island of 194

- Satyam Computer Services 86
- savings rates and foreign exchange 133
- savings schemes, unit trusts as 41
- Schwed, Fred 216
- SEC (Securities and Exchange Commission) 165, 170, 183, 291–2
 - and ADRs 52
 - and Bernard Madoff 182–3
 - EDGAR database 170, 292
 - and Enron 175
 - and Lehman Brothers 255
 - and WorldCom 177
- secondary issues of shares 28
- second-hand life insurance policies 222–3
- sector funds 39
- securitization 250, 251, 254
- self-discipline 7
- self-employment 11
- self-select ISAs 58–9
- selling *see* buying and selling
- services offered by IFAs 20
- shadow banking system 250–1
- Shanghai stock exchange 50
- share ownership 13–16
- share tips and insider dealing 167
- shares (equities)
 - ADRs (American Depositary Receipts) 51–3
 - and asset allocation 16
 - ‘bargain’ 115–16
 - bid/offer spread 30
 - buying and selling 14, 36
 - convertible preference 30
 - correlation with bonds 119
 - dilution of holdings 90
 - dividends on 28, 74, 238
 - kinds of 29–30
 - ordinary 27, 30
 - new issues 29, 31–2, 91–4
 - quality of 28–9
 - preference 30
 - reasons for issue 29, 31–2
 - returns on 13–15
 - valuation of 27
 - volume traded 120
 - see also* collective investments; investment strategies; risk
- sharp practice 164, 165–6, 172–3
- Sharpe ratio 115
- Shenzen stock exchange 50
- short selling 28, 150, 155
- short-termism 2
- simple interest 277–8
- Singapore 49, 51, 228
- Singapore Mercantile Exchange 143
- ‘small cap’ companies/funds 38, 117–18
- socialism, post-war 126
- solicitors as IFAs 19
- Soros, George 102, 130, 161, 225
 - on derivatives 152–3
- sovereign risk (bonds) 71
- Spain 249, 258, 259, 260
- Special Purpose Vehicles (SPVs) 251
- speculation
 - and derivatives 137, 149
 - in foreign exchange 123, 132, 134
 - and hedge funds 160, 161
- speculators
 - and futures market 139–41, 143
 - and liquidity 130, 139
- spot rates (foreign exchange) 132, 135
- spread betting 149–51
- staggering new issues 93–4, 100
- stakeholders in companies 32, 177–8
- stamp duty (tax) 237
- Standard & Poor (S&P, rating company)
 - 500 index 53
 - ratings 47, 67, 68, 251
- standard deviation and risk 114
- State Pension 217
- stock exchanges 34–6, 47–51, 292–3
- stock indices 53–5
- stocks *see* bonds; shares
- stockbrokers 20, 25, 36
- Stone, Professor Merlin 37
- strategies *see* investment strategies
- strike price (options) 143
- structured debt 250, 251–2, 254

- structured notes 74
- structured products (derivatives) 161–2
- sub-prime mortgage market 159, 170, 250–5
- surrendering life insurance policies 222–3
- suspensions of share listing 98
- sustainability 264
- swaps 153, 157, 159
 - commodity 140
 - credit default 157, 256
 - interest rate 153
- Sweden 13, 187–8, 259
- Switzerland 193
- synergy in mergers and acquisitions 96
- Taiwan 49, 51
- takeovers 32–3
 - see also* mergers and acquisitions
- tax advice (advisers) 23
- tax avoidance 239–40, 241–2
- tax havens 190–5, 234–5
- tax evasion 239
- taxation 236–48
 - capital gains tax 60, 118, 201, 237, 242–3
 - and domicile 192, 194, 198, 241
 - of gilts/bonds 70, 80
 - income tax 237, 238–9
 - inheritance tax 191–2, 198–9, 219, 223, 230, 233–5, 237, 243–4
 - and ISAs 55–6, 60, 70, 80
 - of investment income 238
 - and options 149
 - and pensions 217
 - and residence 192, 240–1
 - stamp duty 237
 - purchase taxes/VAT 237
 - and working abroad 195–6, 241–2
- technical analysis 119–21, 133
- tenants 207–8
- term life assurance 220
- terms of business (advisers) 21–2
- tied agents 18
- time value (option pricing) 147
- timeshares as investment 209
- tips and insider dealing 167
- Tokyo Stock Exchange (TSE) 50, 142
- tracking error (index funds) 110
- trade figures and foreign exchange 133
- traded options 143–4, 146–9
- trading ranges (foreign exchange) 130
- travel money rip-off 124–5
- Treasury Bills (USA) 75
- trebling your money 283
- trustees of unit trusts/mutual funds 41
- trusts 244–7
 - and inheritance 235, 245
 - investment 44–5
 - offshore 41, 198
 - REITs 210
 - unit 40–4
- undated bonds 73
- underwriters of new issues 92
- undeveloped land 206–7
- unit trusts/mutual funds 40–4
 - asset allocation in 45
- unit-linked life policies 221–2
- UK as tax haven 192–3
- UK investors versus Asian 224
- UK pensions crisis 229
- UK property market 11–12, 98–9, 202, 224
- US Federal Reserve (Fed) 130, 254–6
- US housing market 157, 249–50, 251, 254
- US property market 179
- US stock exchanges 48–9
- US stock indices 53
- US Treasury Bills 75
- valuation
 - of assets 7–8
 - of shares 27
- value investing/funds 39, 115–16, 121
- variance of returns 113–14
- VAT 237
- vertical integration of industry 45

- volatility 27, 111–12
 - see also* risk
- volume of shares traded 120

- Wall Street Crash (1929) 112, 115
- warrants 30
- websites 291–4
- Wen Say-ling 233
- whole life policies 221–2
- wills 232–4
- Wilshire stock indices 53
- wine as investment 214, 224
- with profits life policies 221–2

- working abroad 195–6, 241–2
- World Bank 126, 127
- WorldCom 67, 173, 176–7
- writing cheques (caution) 19
- writing options 145, 148–9

- Yahoo finance 292
- yield curves 77–9
- yields (bonds) 36, 63, 65–7, 76–80
- young adult (life stage) 273

- zero coupon bonds 64, 74