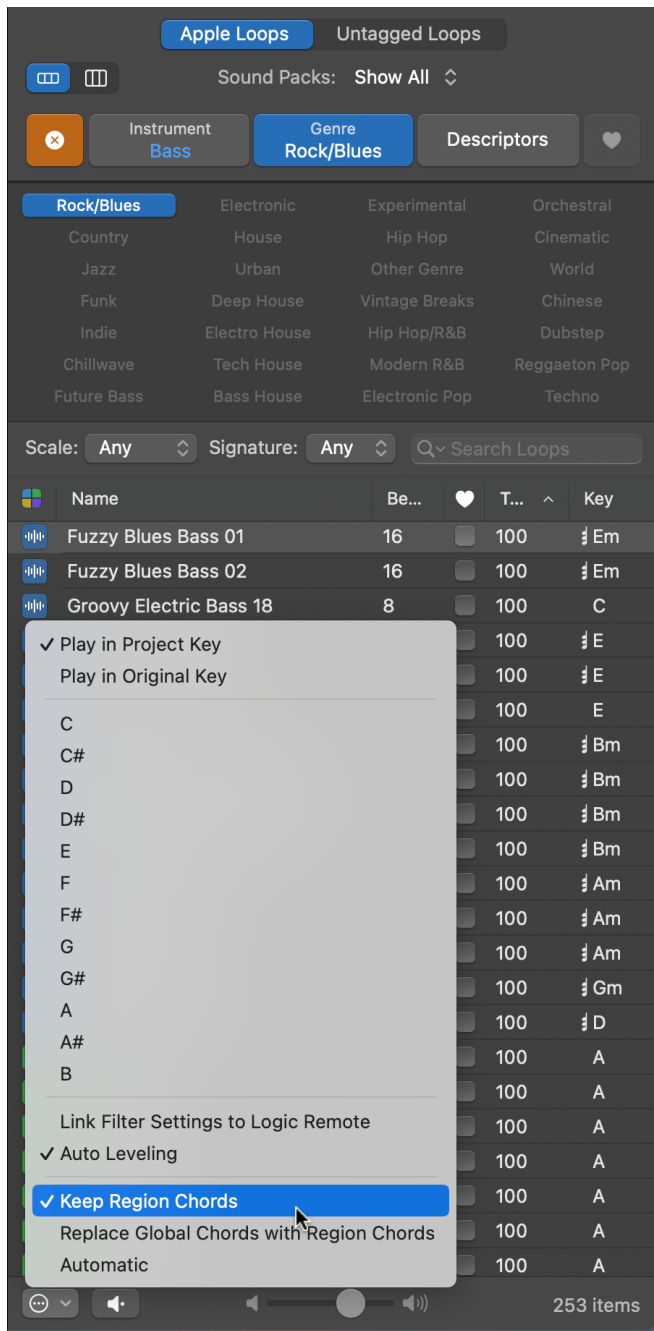


Erratum for Logic Pro 11.1

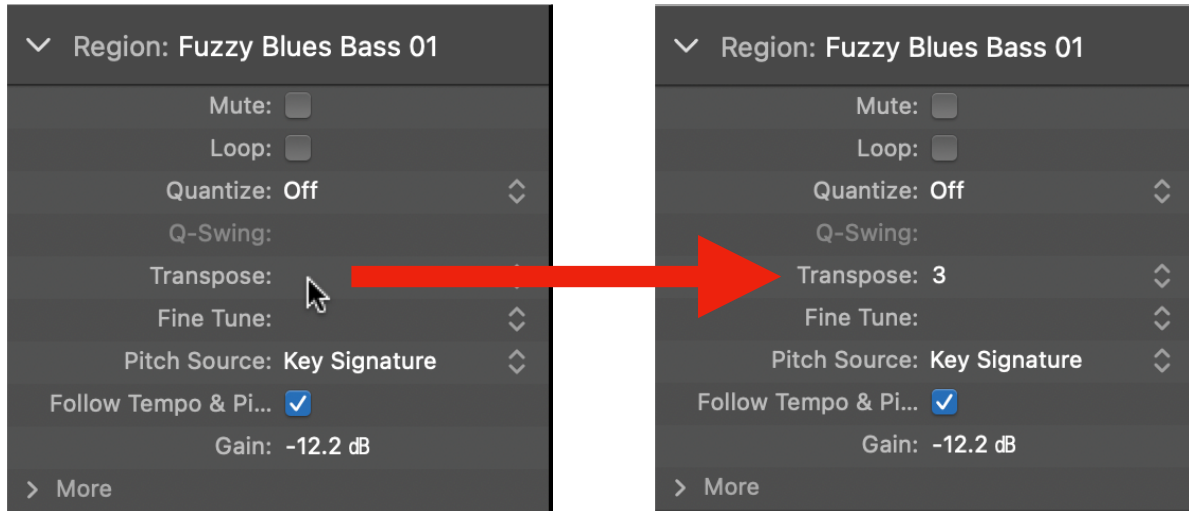
Logic Pro 11.1 introduces new behaviors that require the following modifications to get the desired results in some of the exercises.

Lesson 2—Preview Loops While the Project Plays (page 38)

Before **step 12**, in the Loop Browser, at the bottom left, click the action menu and select **Keep Region Chord**.



In **step 12**, after you drag the loop to the Tracks area, an Am7 chord is displayed at the bottom of the Fuzzy Blues Bass 01 region. In **step 13**, the loop plays at the relative minor of the project key (A minor). You need to transpose it up 3 semi tones. In the Region Inspector, click-hold immediately to the right of the word **Transpose**, and drag up to 3.



Now a Cm7 is displayed at the bottom of the Fuzzy Blues Bass 01 region.

After **step 14** an Em7 chord is displayed at the bottom of the Fuzzy Blues Bass 01 region.

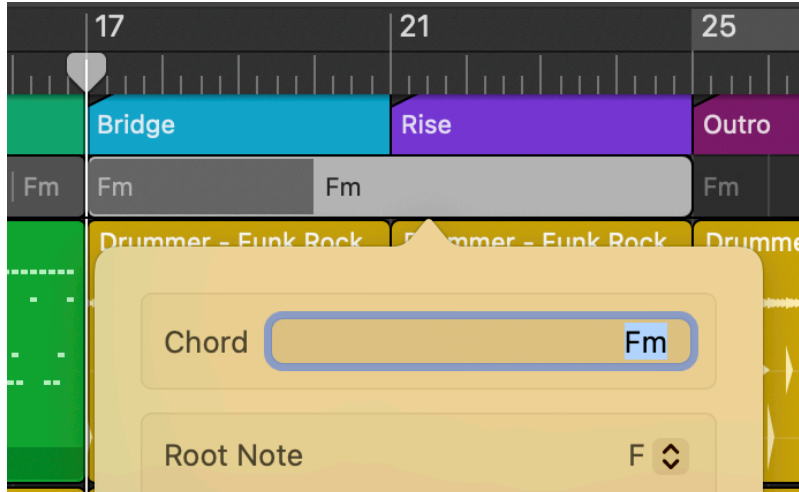
Lesson 7—Create a String Pad Track (page 203)

In **step 3**, In Logic Pro 11.1, Option-clicking the marker does not position the playhead at the beginning of the marker. Press G to close the global tracks and Option-click the marker to position the playhead, then press G again to open the global tracks.



Lesson 8—Edit Chord Groups (pages 223 & 224)

In **step 3**, pressing Tab does not create new 1-bar long Fm chords, instead it just pushes the Edit Chord dialog to the next bar.



Later when you create a new chord at bar 21 in the following exercise, the Fm chord at bar 20 disappears. You end up seeing only one 4-bar long Fm chord between bars 17 and 21.

This new behavior affects the amount of fills played by the Bass Player in the Bridge section, but it does not affect the rest of the lesson.