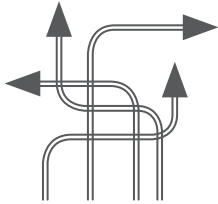



Players Making Decisions

Game Design Essentials
and the Art of Understanding Your Players

ZACK HIWILLER



Players Making Decisions

Game Design Essentials
and the Art of Understanding Your Players

ZACK HIWILLER

New
Riders



Players Making Decisions:

Game Design Essentials and the Art of Understanding Your Players

Zack Hiwiler

New Riders

www.newriders.com

To report errors, please send a note to errata@peachpit.com

New Riders is an imprint of Peachpit, a division of Pearson Education

Copyright © 2016 by Zachary Hiwiler

Senior Editor: Karyn Johnson

Development Editor: Robyn G. Thomas

Production Editor: Danielle Foster

Copyeditor: Rebecca Rider

Proofreader: Patricia Pane

Compositor: Danielle Foster

Indexer: FireCrystal Communications

Interior Design: Danielle Foster

Cover Design: Mimi Heft, with Zack Hiwiler

Notice of Rights

All rights reserved. No part of this book may be reproduced or transmitted in any form by any means, electronic, mechanical, photocopying, recording, or otherwise, without the prior written permission of the publisher. For information on getting permission for reprints and excerpts, contact permissions@peachpit.com.

Notice of Liability

The information in this book is distributed on an “As Is” basis without warranty. While every precaution has been taken in the preparation of the book, neither the author nor Peachpit shall have any liability to any person or entity with respect to any loss or damage caused or alleged to be caused directly or indirectly by the instructions contained in this book or by the computer software and hardware products described in it.

Trademarks

Many of the designations used by manufacturers and sellers to distinguish their products are claimed as trademarks. Where those designations appear in this book, and Peachpit was aware of a trademark claim, the designations appear as requested by the owner of the trademark. All other product names and services identified throughout this book are used in editorial fashion only and for the benefit of such companies with no intention of infringement of the trademark. No such use, or the use of any trade name, is intended to convey endorsement or other affiliation with this book.

ISBN-13: 978-0-134-39675-0

ISBN-10: 0-134-39675-8

9 8 7 6 5 4 3 2 1

Printed and bound in the United States of America

Dedication

To my grandmother, Betty Hiwiler (1927–2014), who always wanted me to be a writer. Yes, textbooks count, Grandma.

Acknowledgments

First, I would like to thank my wife, Gloriana, and my parents, Dan and Jan Hiwiler, for always tolerating me and encouraging me. Although the former would have been enough, the latter is greatly appreciated.

I would like to thank everyone who provided comments and support on early drafts. Many helped, but Mark Diehr, Matthew Gallant, and Scott Brodie did a yeoman's job on a short turnaround, even though they have extremely busy professional careers. If *Uncharted 4* is delayed, please do not blame me.

Everything that looks professional within is thanks to the wonderful team at Pearson including Robyn Thomas, Rebecca Rider, Danielle Foster, Patricia Pane, and Karyn Johnson.

I would like to use this space to thank Jesse Schell for convincing me game design could yield a career and be intellectually interesting. I'd like to thank Jon Dean, James Hawkins, and Jason Barnes for being early examples to me of what leadership looks like among game industry professionals. I would also like to thank all my friends and colleagues at Project Horseshoe, the best community of game designers in the world.

Finally, I cannot forget the dedicated staff and faculty of the Game Design program at Full Sail University who have helped me refine my approach to communicating the practice of game design, including, but not limited to, Ricardo Aguilo, Dax Gazaway, D'Juan Irvin, Christina Kadinger, Michael Lucas, Kingsley Montgomery, Andrew O'Connor, Mark Pursell, Brian Stabile, and Lee Wood.

About the Author

Zack Hiwiler is a game designer, educator, and writer who lives in Orlando, Florida. He is a department chair for the Game Design degree program at Full Sail University and does consultant work for many large and small companies. Previously, in addition to independent projects, he was a designer at Gameloft and Electronic Arts. He holds a Bachelor's degree in Information Systems from Carnegie Mellon University and a Master's degree in Modeling and Simulation from the University of Central Florida. His writings at hiwiler.com have been reposted by Kotaku, GameSetWatch, and other sites and have reached over 2 million readers. You have probably seen something of his reposted without attribution on sites like 9GAG, BuzzFeed, TheCHIVE, and others. Mark Zuckerberg used an image from one of his blog posts in his keynote at the 2011 F8 conference, and although he would have liked to have been cited, he actually thought it was pretty cool. In the fall months, he serves as an official for high school football games in central Florida.



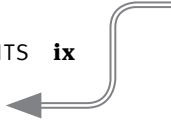
Contents

Preface	xii
Who Is This Book For?	xv
How Is This Book Organized?	xvi
PART 1 Getting Started	2
1 What Is a Game Designer?	4
Responsibilities of a Game Designer	5
Attributes of a Game Designer	8
Make Things	11
Cultivate Your Gardens	13
On Ontology and Dogma	15
Formalism	15
Summary	18
2 Problem Statements	19
Defining the Problem	20
Low-Hanging Fruit	22
Functional Fixedness	24
Brainstorming	25
Summary	27
3 Development Structures	28
Production Methodologies	29
Scope	35
Summary	37
4 Starting Practices	38
Analog Games	39
Theme and Mechanics	40
Next Steps	42
Designing for Others	42
Opening Questions	44
Summary	47

PART 2	Prototypes and Playtesting	48
5	Paper Prototyping Development Techniques	50
	Software and Materials	51
	Art	53
	Cards	54
	InDesign Data Merge	56
	Summary	62
6	Playtesting	63
	Playtesting Goals	64
	Playtesting Benefits	65
	Listening to Feedback	66
	Finding Playtesters	70
	Iterating	71
	Summary	72
7	Playtesting Methods	73
	The Testing Environment	74
	Keep Playtesters Talking	74
	A/B Testing	77
	Self-Playtesting	77
	Summary	79
8	Prototypes and Intellectual Property	80
	Do I Need an NDA?	81
	Ideas and Value	83
	Summary	83
PART 3	Meaningful Decisions	84
9	Flow and the Fundamental Game Design Directive	86
	Game Flow	87
	Interest Curves	92
	Learning Curves	97
	Individual Differences	99
	Summary	100
10	Decision-Making	101
	Player Agency	102
	Anatomy of a Choice	103
	Less-Interesting Decision-Making	105

More-Interesting Decision-Making	110
Summary	116
11 Randomness	117
Completely Random Games	118
Completely Skill-Based Games	119
Fairness and Mitigating Randomness	120
Summary	123
12 Goals	124
How Players Determine Game Goals	125
Criteria for Goals	128
Solving Goal Problems	130
Summary	133
PART 4 Describing Game Elements	134
13 Mechanics, Dynamics, and Aesthetics (MDA)	136
What Are Games About?	137
MDA	138
More Dynamics	145
Summary	150
14 Milieu	151
What Is Milieu?	152
Polish	155
Player Types	156
Motivation	158
Milieu as Design Focus	161
Summary	162
15 Rules and Verbs	163
Rules	164
Qualities of Rules	165
Types of Rules	166
Verbs	167
Summary	169
16 Balance	170
Symmetry	171
Self-Balancing Mechanisms	172
Progression and Numeric Relationships	174

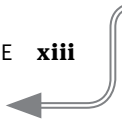
	Balance Heuristics	181
	Summary	182
17	Feedback Loops	183
	Positive Feedback Loops	184
	Negative Feedback Loops	185
	Feedback Loops in Action	187
	Fixing Problems	190
	Summary	192
18	Puzzle Design	193
	What Is a Puzzle?	194
	Possibility Space	196
	Breadcrumbs	197
	Features of Ineffective Puzzles	200
	Types of Puzzles	205
	Other Puzzle Types	211
	Summary	215
PART 5	Game Theory and Rational Decision-Making	216
19	Equilibria in Normal Form Games	218
	The Prisoner's Dilemma	219
	Solving Games Using Strict Dominance	220
	Using (and Abusing) Dominance	223
	Zero-Sum Games	226
	Stag Hunt and Coordination	226
	Determining Nash Equilibria in a Larger Matrix	228
	Mixed Strategies	230
	Stag Hunt Redux	233
	Summary	234
20	Sequential and Iterated Games	235
	Game Trees	236
	Promises and Commitment Problems	240
	Iterated Games	242
	Experimenting with Strategies	243
	Successful Strategies	244
	Summary	246



21	Problems with Game Theory	247
	Rational Actors	248
	The Dollar Auction	249
	The “Guess Two-Thirds” Game	250
	Second-Price Auctions	252
	Summary	254
22	Marginal Decision Analysis	255
	Marginal Nuggets	256
	Balance on Margins	259
	Summary	261
PART 6	Human Behavior in Games	262
23	Behaviorism and Schedules of Reinforcement	264
	Operant Conditioning	265
	Schedules of Reinforcement	266
	Anticipation and Uncertainty	269
	Ethical and Practical Concerns	273
	Summary	274
24	Learning and Constructivism	275
	Historic Approaches	276
	Novices and Experts	277
	Cognitive Load	279
	Expertise Reversal Effect	282
	Split-Attention Effect	283
	Tutorials and Learning Design	285
	Summary	286
25	Motivation	287
	Two Types of Motivation	288
	What’s the Problem with Rewards?	288
	Self-Determination Theory and Challenges	290
	Competition and Motivation	291
	Personality	292
	Other Motivation Effects	293
	Summary	295

26	Human Decision-Making	296
	Mental Shortcuts	297
	Attribution Errors	297
	Misunderstanding Randomness	299
	Anchoring and Adjustment	302
	Understanding Value in Uncertain Situations	304
	Loss	307
	Framing Decisions	308
	Summary	310
27	Attention and Memory	311
	Attention	312
	Memory	317
	Helping with Memory Limitations	318
	Perception	319
	Summary	323
PART 7	Game Design Tools	324
28	Documentation and Written Communication	326
	The Game Design Document	327
	The GDD Creation Process	331
	References	336
	Documentation for Tabletop Games	337
	States and Flowcharts	338
	Summary	342
29	Probability	343
	Probability Is Fancy Counting	344
	Adding Die Rolls	350
	Example: The H/T Game	353
	Being Careful	355
	Summary	360
30	Spreadsheets for Simulation	361
	Why Use Spreadsheets?	362
	Basics	362
	Formulas	365
	Goal Seek and Solver in Excel	376
	One-Way Data Tables	382
	Summary	384

31 Monte Carlo Simulation	385
Answering Design Questions	386
Hot Hand	388
Monty Hall	390
Once Around the Board	396
Martingale Betting	402
Summary	404
32 Presenting Ideas	405
The Thesis	406
Text on Slides	407
Data-Ink	409
Do Not Waste Time	411
Documentation	412
Acquiring Images	413
Example: State of Mobile Games 2014	415
Risk	418
Risk Analysis	419
Pitch Questions	421
Summary	423
PART 8 The Game Design Business	424
33 Profit, Loss, and Metrics	426
Profit and Loss	427
Metrics	429
Virality	431
Cash Flow	436
Summary	437
34 Sustainable Lifestyles	438
Life in AAA Digital Game Development	439
Life as an Independent Developer of Digital Games	441
Life in Tabletop Game Development	443
Market Luck	444
Summary	445
Conclusion	446
Ludography	450
Index	455



find useful includes mathematics, psychology, computer programming, composition, rhetoric, drafting, architecture, art history, philosophy, economics, business, history, education, mythology, and animation. I stopped the list not because it was complete, but because I think the list—as incomplete as it is—makes the point that game design is remarkably multidisciplinary.

Because no algorithm exists, we have to attempt to shoehorn the facts and methods of a universe of disparate disciplines to make game design heuristics. Meanwhile, the impatient student just wants to make a simple apple pie.

When I first left the world of full-time development of video games to teach game design, I faced this very problem of distilling a vast universe down to a few salient points. I voraciously consumed every book I could find about design or game design and found that they largely talked about the process from a descriptive perspective. That was useful in some aspects, but not useful when I was looking to teach a prescriptive method. Most game design books were ludicrously padded with obvious statements that were not at all helpful to aspiring or professional designers. Some books, like Schell's *Art of Game Design* and Salen and Zimmerman's *Rules of Play* did a great job of merging descriptive and prescriptive insights from numerous areas of study and then backed up these anecdotes with external best practices.^{3,4} As my library expanded, I found more and more areas that I wanted to share with students, but unless I wanted to assign them hundreds of dollars worth of (sometimes overly academic, sometimes out-of-print) reading materials, I had no way to easily teach lessons that would have helped me professionally if someone had taught them to me in my apprentice years. This is the curse of a multidisciplinary field—the sources for insights are limitless, so collating knowledge into a curriculum eventually expands like a gas to fill whatever space you have.

I have created games professionally on over a dozen platforms. I have created large physical games for corporate retreats; I have created interactive books for tablets; and I have created free-to-play games in a brutally competitive market. These platforms seem like they share little in common. Some topics make sense only in terms of analog games, or single-player games, or multiplayer games. But some topics transcend platforms and are timeless. Less than ten years ago, mobile games had few established design patterns. Less than ten years ago, no digital social networks supported formal games. Less than thirty years ago, networked games in general were a quiet niche. What platforms will support the games ten years from now? Thirty years from now? What game design concepts

.....
3 Schell, J. (2008). *The Art of Game Design: A Book of Lenses*. Amsterdam: Elsevier/Morgan Kaufmann.

4 Zimmerman, E., & Salen, K. (2003). *Rules of Play: Game Design Fundamentals*. Cambridge, Mass.: MIT Press.

will help support the game designers of the future? I cannot possibly claim to know the answer to those questions. But I can provide tools to support game designers today, and I can present them in the most evergreen way I know in order to sustain their relevance. In time, concepts in this book will be updated, expanded, or even retired as the industry gains greater understanding of how we game designers complete our magic.

Teaching has been incredibly challenging and rewarding. Just as my career in game design stemmed from a need to constantly learn about as many things as possible, my teaching career has reflected that as well. Research is enlightening, but it is students who provide me with unparalleled perspective into how to explain what game design actually is and how to do it well. This book is another well-disguised ploy for me to learn more, to pull insights from multiple disciplines, and to share new ideas with others.

Thank you for the opportunity,

—Zack Hiwiler

November 2015



Who Is This Book For?

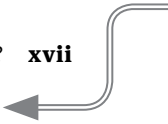
This book is for those who are interested in what elements are involved in the design of games. Its purpose is to introduce the knowledge areas that are most helpful for understanding game design. This book is not a manual on how to design a game. There is no such book possible. Neither is it a book that claims to let one in on all the “secrets” of successful game design. Anyone promising that should not be trusted. Nor is this a book to teach a specific programming language or scripting toolset. Those books can be incredibly useful, but go obsolete quickly. This book focuses on concepts that can be used to help you understand the design of any type of game— analog or digital.



How Is This Book Organized?

This book is split into eight sections, each of which covers a topic I feel is essential to being a game designer—no matter the platform—and is not completely obvious to new designers:

- Part 1, “Getting Started,” is about how to start from nothing. Although some games are iterations of previous games, most start with just the seed of an idea. What should that seed look like? What are some prerequisite elements that will help you organize your ideas into an actionable project?
- Part 2, “Prototypes and Playtesting,” talks about how to plan and test your game before it is a final product. There is a pervasive myth among novice designers that games are largely birthed finished from idea to product, with only moderate tweaking along the way. This section sets out to debunk that myth and provide designers with the tools and inspiration required to make quick, testable versions of their games.
- Part 3, “Meaningful Decisions,” covers one of the most interesting topics in games: decision-making. It is incontrovertible that interactivity is one of the key-stone characteristics of games. Interactivity means that the players make some decisions that the game reacts to. How do designers present these decisions? What makes for interesting decision-making?
- Part 4, “Describing Game Elements,” covers a number of topics concerning the different elements of games and different considerations thereof. There is little uniformity when talking with designers and academics about how game elements should be classified or applied, so this section takes a cross-section of the most pragmatic approaches for actually designing games.
- Part 5, “Game Theory and Rational Decision-Making,” considers how players should behave were they to act rationally. By examining game decisions from this perspective, designers can remove elements that should be consistently never chosen. This leaves players with decisions between possibly interesting options.



- Part 6, “Human Behavior in Games,” eschews the convenient fable of the rational player and looks to the realm of psychology to try to understand how real human players actually act. If games are truly about decision-making, then the whole branch of study spun off from psychology and economics that explores how humans actually make decisions is relevant to game design.
- Part 7, “Game Design Tools,” considers the different tools designers use to document, analyze, and communicate ideas, such as the universally misunderstood game design document (GDD).
- Part 8, “The Game Design Business,” considers the craft of game design as it relates to business. The old joke that is appropriated for nearly every industry is this: “How do you make a small fortune in the games business? Start with a large fortune.” If a designer’s craft is done for more than just a hobby, she must understand the requirements of the business aspects of game design.

4 Starting Practices

Be great in act as you have been in thought.

—JEAN PAUL

If I can relate only one lesson in this book, it's that the way to become a game designer is not found in the pages of any book, no matter how well-written. The key to becoming a game designer is simply to make games.

When asked about their game ideas, students often answer with riffs on their favorite large AAA games. Their ideas are often about making the next *Skyrim*. That is taking an overly large bite. They subtly ignore the massive complexity of these games, which often have development teams that number in the hundreds.

Making games is a complex affair. Even comparatively simple mobile games can be really complex. Rami Ismail, cofounder of award-winning developer Vlambeer, is no stranger to complexity: “Even the simplest of games is really complex. When you’re starting out you can’t see that yet. That’s why you need to start simple.”¹

.....
1 Ismail, R. (2015, March 17). Twitter Feed. Retrieved March 18, 2015, from https://twitter.com/tha_rami/status/578004339362430976.

Analog Games

Many aspiring game designers do not even consider analog games such as board or card games. Fewer still consider role-playing and storytelling games or sports. Yes, even sports have designers! Games are such a broad medium that limiting yourself to just large, complex games for specialized game consoles is narrow-minded and will lead to only a narrow understanding of the craft. Analog games in particular are a great place to start your design practice because of how analog games typically expose all the inner workings of the game to the player. You may lack exposure to some of these games, so in **TABLE 4.1**, I have provided a list of some analog games—board games, card games, role-playing games (RPGs), and sports games—along with their level of complexity.

TABLE 4.1 Example Analog Games and Complexity Levels

Game Type	Simple	Medium	Complex
Board Game	<i>Loopin' Louie</i> <i>Can't Stop</i>	<i>Ticket to Ride</i> <i>Pandemic: The Cure</i>	<i>Power Grid</i> <i>Dead of Winter</i>
Card Game	<i>Love Letter</i> <i>The Other Hat Trick</i>	<i>San Juan</i> Dominion	<i>Race for the Galaxy</i> <i>Magic: The Gathering</i>
RPG	<i>A Penny For My Thoughts</i> <i>Fiasco</i>	<i>A Quiet Year</i> <i>Microscope</i>	<i>Dungeon & Dragons</i> <i>Pathfinder</i>
Sports	Four Square Darts	Badminton Dodgeball	Football (American) Roller Derby

It's important to note that board, card, RPG, and sports are not the only categories of nondigital games. So many examples fit these categories that it makes them salient choices to study. Games are incredibly diverse if you take the time to look. What labels categorize fantasy baseball, *I Love Bees*, Mafia/Werewolf games, or the activities involved in the Jejunite Institute?

To illustrate what I mean by complexity, let me give you an example. I once created a 15-card analog game for a game design contest. I really enjoyed the experience, so I thought I would make a digital version in Unity, which is a popular game engine for digital-game development. What took me only an evening to design, assemble, and test as an analog game took weeks to fully implement digitally. I had so many contingencies I needed to address. Although bugs or vagueness can be reasoned out in a card game, a digital program needs to be explicitly told how to handle all contingencies. Changes are more robustly handled by humans who are OK with ambiguity; programs need clarity.

► **NOTE** Complexity can be measured by various metrics. For the purposes of this table, I used only an imprecise measurement of the length of the rules.

► **NOTE** For an entertaining explanation of the Jejunite Institute see the film: *The Institute* [Motion picture]. (2013). Gravitas Ventures.

Another reason to start your game design experience by making analog games is that analog games tend to expose all their workings to the players. Digital games, on the other hand, often hide their mechanisms from both players and designers—they hide their mechanisms from players behind code and from designers by abstracting the game’s workings. For instance, in an RPG, you may notice that players have difficulty rolling die to get a certain number, and thus they allow an attack, twice in a row. In an analog game, the reasons should be easy to track down: The players are doing the math themselves, so the inputs and outputs are clear. In a digital game, these calculations are obscured in code somewhere. When you get clear feedback, it allows for quick iteration. However, when you are making digital games, it’s often the case that you can’t even find out where a problem is hiding!

In the book, *Tabletop: Analog Game Design*, famed designer Greg Costikyan writes: “As many game studies programs have discovered, tabletop games are particularly useful in the study of game design, because their systems are exposed to the player, not hidden in code. It’s easy to misunderstand the essential nature of a digital game, if you focus on graphics or narrative without appreciating the way in which system shapes the experience.”²

Always err on the side of simplicity. With this rule in mind, it makes sense to start by developing board or card games.

Theme and Mechanics

When you are creating games, but most saliently, when you are designing board and card games, it’s important to decide whether to focus first on theme or mechanics. By *mechanics*, I mean the rules and procedures of the game. In *7 Wonders*, the main mechanic is clearly drafting cards. In *Terror in Meeple City*, the main mechanisms are flicking, dropping, and blowing on game pieces. *Theme*, in this instance, is the overarching setting or antecedent elements that relate to the game’s mechanisms. In *7 Wonders*, the theme is building ancient civilizations. In *Terror in Meeple City*, the theme is monsters destroying metropolitan areas.

If the game’s problem statement focuses on thematic concerns, then the game might be too concerned with keeping consistency in that theme at the expense of fun. For instance, if *7 Wonders* was truly interested in taking the theme of building a civilization

.....
2 Costikyan, G. (2011). *Tabletop: Analog Game Design*. Pittsburgh, PA: ETC Press.

seriously, then some mechanics should manage population, taxation, and land usage. However, additional mechanics about these things would slow the game down and distract from the game’s actual problem statement, which focuses on a seven-player drafting experience.

Likewise, if a game’s problem statement suggests mechanics, then parts of the game may not make sense in terms of the game’s theme. The point of theme is to make the game understandable.

I was once working on a game where players shuffled passengers around an airport. It was an area control game, so it was important to move passengers at the right time to the right spots. Yet playtesters balked at ever moving passengers: “Why would they get on a different flight than the one they came to the airport for?” The mechanics made perfect sense in terms of game operation, but they did not interact well with the theme. Many European board games are criticized for being games about mechanics with a theme “pasted on.” This criticism comes only if the game’s theme does not assist players in understanding the mechanics and world of the game. For instance, *Dominion* could easily be about any number of themes; this game is about building a deck of cards, and what names the cards have hardly matter. Similarly, the theme of *Chess* does not matter. Trying to “paste on” a theme beyond basic notions of warfare is distracting and not helpful to players.

The proper way to start your design of an analog game is by seeing which way the problem statement points. Some great games have been designed with theme first and some with mechanics first. The two cited examples, *7 Wonders* and *Terror in Meeple City*, come from the same designer (Antoine Bauza) and are clearly mechanically focused and thematically focused in their problem statements, respectively. *7 Wonders*’ problem statement asks, “What if a game played well with seven players?”³ *Terror in Meeple City*’s design started with the intention to make a board game to match the thematic elements of the classic arcade game *Rampage*.

By having a poignant problem statement, you eliminate the need to ask the question of whether the designer should start with theme or with mechanics. The problem statement itself will dictate the direction in which to start. A problem statement is just a guide to help direct your efforts. If the development warrants it, you may change the problem statement. To return to Antoine Bauza’s work, his *Spiel des Jahres* winning

.....

3 Bauza, A. (2010). “Game Designer Diary: The Genesis of *7 Wonders*, Part 1.” Retrieved March 19, 2015, from <http://us.asmodee.com/ressources/articles/game-designer-diary-the-genesis-of-7-wonders-part-1.php>.

game *Hanabi* is a cooperative imperfect information game about collectively creating a fireworks show. However, it was made from the pieces of another game he designed, *Ikebana*, which was a competitive set-collecting game about arranging flowers that played wholly differently. You never know what direction your ideas and testing will take you, but it is good to have a destination in mind.

Next Steps

The next step is to come up with basic rules. If your problem statement suggests mechanics, this should be easy. If your problem statement suggests theme, then you may want to consider what mechanics may match that theme. It's not important that you get the rules right on your first try, because everything is on the table as far as change goes. In fact, the first version of *7 Wonders* was not about card drafting at all.

Write these rules down on paper or in a digital document, but go only so far as to make a playable game. Do not worry much about the edge cases or complicated matters—the key is to have enough rules to make a playable game. The goal is to build your first prototype.

This prototype is likely to have breakable systems, unnecessary materials, ambiguities, and imbalances. You will have plenty of time to iron these out through playtesting and revision. The key of the first prototype is to get a feel for the game.

The first time that you play your new game, you are quite likely to identify many areas in which the game needs to improve. Perhaps there are not enough interesting decisions for players. Perhaps the rules are unclear about edge conditions. Perhaps the game always plays out in one particular way. Perhaps real players do not do what you expect. These are all areas I'll cover in upcoming sections and chapters, but to apply any of these lessons to your game, you must first have a game on which to test them.

Designing for Others

The 18-to-35-year-old male demographic really, *really* loves first-person shooters. Most students I teach in game design classes are 18-to-35-year-old males. Most pitches that I receive in assignments are for first-person shooters. This is natural. Many game designers want to learn about game design because they want to make games like those that they themselves have enjoyed. Game design can be a long, tedious process. Is it not better to go through all that work for an idea that you love instead of one you don't have a passion for?

If the answer is yes, who is left to make the *SpongeBob* games? They do not hire 8- to 12-year-olds to make games for the 8-to-12-year-old demographic. In fact, much of the industry is making games that do not serve the “core” demographic of 18-to-35-year-old men. It is a gift to be working on games for a living, but it is an extra-rare gift to be working on games that you like for a living. This can be a double-edged sword. Sometimes working on a genre you like can sour you on the genre entirely. For example, I worked on AAA sports games from 2004 to 2009, a genre I really liked. I have not bought a sports simulation game since I left that job. I just played them too much in my day-to-day life, so the magic behind them was lost.

Another issue that arises when you work on the types of games that you already enjoy is that you may find yourself stuck remaking the things that you already enjoy instead of pushing the envelope to make something new and exciting.

The point, however, is that if you are working on a game and you plan on selling 100,000 copies of it, it is quite likely that all 100,000 of those copies will be bought by someone other than you. So you need to be able to step into someone else’s shoes to deliver an experience that they will enjoy. And it can be really difficult when what those people enjoy differs from what you enjoy. Yet this is the norm and not the exception. Most designers are designing for people vastly different than themselves. Legendary MUD designer Richard Bartle says, “Designers don’t create virtual worlds that they, personally, wish to play; they create virtual worlds that *people* wish to play.”⁴

However, some design breakthroughs can be made by considering first how other people react to different elements of games. Independent designer Zach Gage made the hit game *SpellTower* because he did not like the mobile word games that existed and he wanted to make one that would challenge him to understand their appeal.⁵ His outside view on the genre allowed him to make an acclaimed and popular title, one that he would not have made if he only made games he enjoyed. The same is true for Michael Brough, who made *Corrypt*. He did not like puzzle-style games, so he made one that was excellent as a puzzle-style game but (because he was not beholden to the norms of the genre) one that also subverted the genre effectively.

.....
4 Bateman, C. (2009). *Beyond Game Design: Nine Steps Toward Creating Better Videogames*. Boston, MA: Cengage Learning.

5 Kohler, C. (2012, December 17). “Game Designer Stands at Rowdy Intersection of Entertainment and Art | WIRED.” Retrieved April 1, 2015, from www.wired.com/2012/12/worlds-most-wired-zach-gage.

It's easy to say that you should just leave everything to playtesting and that your target audience will direct you on what to make. This is tempting, but also quite dangerous. Playtesters cannot help until they have something to test, which means you must make something with them in mind. Additionally, playtesters reject new ideas as confusing if they are not familiar with them. Sometimes you have to warm them up to a new idea before they embrace it. Also, playtesting is expensive in terms of time. You cannot bring in playtesters every day to make every little decision, nor can you spend the engineering time to A/B test every possible decision. At the end of the day, the designer needs to have an innate understanding of what he is trying to do.

Opening Questions

As an exercise, you can go through a number of key questions about your game to get a good sense of where to begin. These questions are just to help you get started. Most of them will be obsolete by the time you make changes to your first prototype. It is usually a bad idea to keep any of these answers locked down and written in stone:

- *What is your problem statement?*
- *How many players will there be?*
- *What is the object of the game for each player? What are their short-term goals?*
- *Do players work together or alone? Who is their adversary: the game, other players, or something else?*
- *Do you have any key rules in mind?*
- *What resources do the players manage?*
- *What do players do? What decisions do they face?*
- *What information is public, hidden to particular players, or hidden to all players?*
- *What hinders players? What are the trade-offs?*
- *How does the game end? Are there winning conditions?*
- *Explain a turn or two (or equivalent time period) of the game.*

After answering these questions, you can make an attempt to write down the rules for the game.

To use the example of the airport game I mentioned above, earlier in my career, I had a period of about a year when I had to fly somewhere about every month. One evening, I was in New York while a huge blizzard was approaching. It was hammering the Midwest and the flight network was already suffering from delays. As I sat awaiting the fate of my flight, I could feel the tension in the room rise as flight after flight was delayed and announced over the loudspeaker. Periodically, it would be announced that a flight was changing gates. I watched as dozens of stressed travelers grabbed all their belongings and rushed off in unison to another part of the terminal. This happened a half-dozen times as I sat and watched. Having nothing better to do, I started to brainstorm an idea for a board game where passengers rushed through an airport. Here is what I came up with when I worked through the previous checklist of questions:

- *What is your problem statement?*

What would a board game be like where you had to shuffle weary and stressed passengers through an airport?

- *How many players will there be?*

I'm going to guess 3 to 5 players. I imagine it will be similar to a Eurogame like *Ticket to Ride*, and those games generally have 3 to 5 players.

- *What is the object of the game for each player? What are their short-term goals?*

Each player tries to score victory points by getting as many passengers onto correct flights as possible.

- *Do players work together or alone? Who is their adversary: the game, other players, or something else?*

Players work alone, trying to achieve the best score. Players can out-position other players' passengers to score.

- *Do you have any key rules in mind?*

Passengers have to make it through security before they can move freely through the airport. Players should be able to move their passengers all at once. When a flight fills up, it leaves, kind of like the boats in *Puerto Rico*. Flights will change gates often.

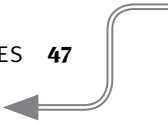
- *What resources do the players manage?*

Players will manage the passengers on the board. I want this game to be as minimally random as possible, so no cards or dice.

- *What do players do? What decisions do they face?*
Players get one action on their turn. They can move people through security, move passengers to gates, or move passengers into club lounges.
- *What information is public, hidden to particular players, or hidden to all players?*
All information is public. The flight board will show the order of flights.
- *What hinders players? What are the trade-offs?*
Players hinder players because there will not be enough room on each flight for all passengers. Players must choose to spend their action on getting more passengers, placing them effectively, or changing the flight board.
- *How does the game end? Are there winning conditions?*
When all the flights are gone from the flight board, the game is over. The player with the most points wins.
- *Explain a turn or two (or equivalent time period) of the game.*
Each player gets one main action. They choose from a menu of actions. A player may choose to put passengers through security, move their cleared passengers, or move a passenger into a club lounge.

The descriptions from these questions are not enough to write the rules of the game. There is still a lot of work to do. However, it does help to frame the ideas that are nascent. From this, I could start a sketch of what the actual rules look like. Once I have something that can direct play, I could craft a prototype to test where my idea of the rules are broken, fun, or both.

If you do not have answers to all these questions, it's OK. You can still attempt to build a prototype at this point. Playtesting suggests answers. Some of the best games were started by having a broad problem statement that could be built into a functional toy that suggested directions for further development.



Summary

- Analog games such as board and card games offer the interactivity that makes games compelling in a medium that offers easier prototyping and development than digital games.
- A fertile place to start from when considering a game's problem statement is to examine whether you want to start building around a theme or around specific mechanics.
- It is important to try and understand the positive qualities of games you do not like along with the negative qualities of games you do like. You will rarely be making games for an audience that directly aligns with your tastes.
- Whether you start with theme or mechanics, you need to start by determining some basic rules for your game in order to be able to create something that is testable. A great backstory is fine, but it does not help to create something testable.
- By going through a battery of generalized opening questions, you can begin to narrow down your idea into a form that will allow you to construct a prototype that you can use to run playtests.

Index

7 *Wonders*, 40–41, 42

A

AAA studios, 37, 90, 439
Aarseth, Espen, 17
A/B testing, 77, 79
abilities, player, 88
Abt, Clark, 16
accessibility, 320
accommodation, 276
ActionScript, 324
Adams, Ernest, 16
Addiction by Design (Schüll), 273
addictions, game, 273
Adobe
 Flash, 324
 Illustrator, 51
 InDesign, 52, 56–60
 Photoshop, 52, 54, 56
Advantage/Disadvantage system, 392–396
adventure games, 24, 193
aesthetics, 135, 138, 150, 151, 291
agency, player, 102, 122, 123
agile software development, 32, 37, 125
agreeableness, 158, 160
Agricola, 120–122
airport game, 41, 45
Alan Wake, 133
Alexander, Christopher, 12
algebraic puzzles, 213
“Almost there” phenomenon, 270
alpha state, 30
Alvedon, E.M., 16
Amazon, 294
analog games, 39–40, 41, 49, 155, 169, 443
analytics packages, 434–435
anchoring, 302–303
anchors, spreadsheet, 373–375
animations, 410, 411
anticipation, 269–271
anxiety, player, 88
App Annie, 427
AppData, 427
appendices, 336

Apple

 App Store, 427, 443, 444
 Numbers, 325, 365
 Pages, 52

Applied Imagination (Osborn), 25
arcade games, 102
Ariely, Dan, 309
Aristotelian structure, 94–95
Arkham Horror, 181
ARPPU/ARPU, 429–430
Art & Fear (Bayles/Orland), 11–12
Art of Game Design (Schell), 72, 92, 129, 316, 336
artifacts, presentation, 412–413
artificial brains, 263
artwork, 29, 53–54, 413
Assassin’s Creed games, 284–285
assimilation, 276
asymmetrical games, 171
attention, 311–316, 323
attribution errors, 297–299, 310
auctions, 173–174, 249–250, 252–253
autonomy, 290, 295, 440
autotelic motivation, 288
Avery labels, 52
awards, 164, 270, 272, 289
Axelrod, Robert, 243–245

B

Baccarat, 118, 344, 346–347
Backgammon, 167
backwards induction, 236–237, 238–239, 241, 246, 268
Baddeley, A.D., 318–319
balance, 170–182
 defined, 170
 heuristics, 181
 on margins, 259–261
 self-balancing mechanisms, 172–174, 182
 testing for, 181, 182
 vs. symmetry, 171–172, 182
Baltimore Marathon, 270
Banjo Kazooie, 420, 421
Bartle, Richard, 8, 43, 156–157, 162
baseball games, 167, 184
battle games, 145–146
Bauza, Antoine, 41

- Bayles, David, 11–12
 Behaviorism, 265, 273
 behaviorists, 274, 276, 288
 Bernoulli, Daniel and Nicolas, 305
 beta state, 30
Beyond Game Design (Bartle), 157
 bias
 confirmation, 64, 67–69, 72, 444
 self-serving, 298–299
 Big Five personality traits, 292–293
 “Billion Dollar Bracket” promotion, 302
Bingo, 84
 black boxes, 273, 276
Blackjack, 109, 118–119, 339, 341
 blind decisions, 105–106
 blind playtests, 337–338
 board games, 31–32, 33, 39, 78, 139, 453–454
 BoardGameGeek, 84
 “Book It!” program, 289, 290
 Boolean functions, 372
 boredom, player, 84, 86, 88, 90, 94
 boy-girl problem, 355–358
Braid, 21, 133, 278–279, 280
 brain mapping, 263
Brain Rules (Medina), 321
 brainstorming, 25–26, 27, 29
 breadcrumbs, 197–200, 215
 Brough, Michael, 43
 brute-force puzzles, 202
 Buffet, Warren, 302
 bugs, 30, 34, 325
 Bungie, 90, 272
 button mashing, 146–148
Buzz!, 186
- C**
 Cacoo, 325
 Cage, David, 21
 Caillois, Roger, 15, 118, 287
 Cain, Susan, 13
 Calc, OpenOffice, 325
 Calleja, Gordon, 17
 camping, 146
Canabalt, 441
Candy Land, 84, 118
Can’t Stop, 149–150
 car-buying decisions, 307
 card games, 22, 39, 54–56, 78, 453–454
 card sleeves, 53
 Carroll, Lewis, 206–207
 cash flow, 436–437
 casino games, 118, 267
 Cavanaugh, Terry, 203
Caverna, 70
 cells, spreadsheet, 362
 challenge levels, 88, 99, 159
 chance, games of, 118, 184
 cheating-student’s game tree, 238–239
Checkers, 194
 Chen, Jenova, 87
Chess, 41, 103–104, 110, 119, 171, 277–279
 chickens-and-pigs story, 32
 children’s games, 84, 118, 157
 choice. *See also* decision-making
 anatomy of, 103–105
 calculating expected value for, 114–115
 offering overabundance of, 112–113
 risk-reward, 113–114
 “take it or leave it,” 107–108
Chrono Trigger, 154
 chunks, information, 277, 317, 318, 323
 churn, 434
Civilization, 85, 120, 190
Civilization Revolution, 301
CLANG, 418–421
Clash of Clans, 273
 classical conditioning, 265
 climbing the pyramid, 33–34
 cognitive load, 279–281, 286
 coin pushers, 271–272
 coin-flip games, 305, 344–345, 353–355
 coin-flip trials, 299–300
 coin-toss game, 114–115
 coin-toss study, 298
Colbert Report, The, 68
 colorblindness, 319–320
 Columbine Massacre game, 153–154
 columns, spreadsheet, 362
 comma-separated value (CSV) files, 56, 57, 60
 commercials, 319
 commitment problems, 237, 240–241
 communication channels, game
 development, 327
 competition, 291–292
 complexity, design, 331, 332, 342
 complexity levels, 39
 compound events, 301–302
 computer-controlled players, 102
 conditional probability, 347–350, 356, 360
 conditioned reflex, 265
 confirmation bias, 64, 67–69, 72, 444
 conscientiousness, 158, 160
 constitutive rules, 166
 constructivism, 126, 276–277, 280, 281, 286
 context-sensitive directions, 285, 286
 continuous reinforcement, 266
 contract game tree, 241
 contract work, 441
 contracts, 83
 conversion rate, 429
 Cook, Dan, 425
 cooperative behaviors, 245, 246
Cops and Robbers, 165–166
Corrypt, 43
 Costikyan, Greg, 40, 135
 costs
 balancing with quality and features, 35–36
 estimating, 427–429
 including fudge factor in, 36–37
 user acquisition, 428–429
 counters, 53
 CPU players, 102
 Craigslist, 82
 “crazy” ideas, 25
 creative endeavors, 11–13, 14, 20
 critical path puzzles, 211–212
 criticism, 9, 25, 66–67, 448
 crossword puzzles, 199
 Croteam, 295
 crunch, 439, 445
 Csikszentmihalyi, Mihaly, 87, 288
 CSV (comma-separated value) files, 56, 57, 60
 cue cards, 409
 curves
 interest, 92–96, 98, 100
 learning, 97–99, 100
 cutting mats, 52
 Cyberspace conference, 143
- D**
 daily active users (DAU), 434
 Dali, Salvador, 17
 damage rates, 181
 Danesi, Marcel, 194, 195, 205
Dark Souls, 171, 290, 447
 Dartmouth/Princeton football game, 298–299
Darts, 119
 Data Merge, InDesign, 56–60
 data tables, one-way, 382–384
 databases, 362–364
 data-ink, 409–411, 417
 DAU (daily active users), 434
 De Koven, Bernie, 120
Dead of Winter, 70, 155
Dead Rising, 335, 447
 deadlock, 220

- Deathcam, 65
 deception puzzles, 210
 decision-making, 101–116
 anatomy of choice in, 103–104
 and anchoring, 302–303
 attribution errors, 297–299
 blind, 105–106
 and expected value, 114–115, 116, 304–307
 framing decisions, 308–309
 informed, 106
 and loss, 307–308
 marginal analysis of, 255–261
 meaningless/misleading, 108–109, 148
 mental shortcuts, 297
 obvious, 107–108
 and player agency, 102
 providing for meaningful, 84–85, 101
 and randomness, 299–302
 risk-reward options, 113–114
 role of game goals in, 124
 trade-offs, 110–113, 116
 understanding, 255
 decoupled rewards, 192
 decreasing marginal utility, 256–259, 261
 deduction puzzles, 205–206
 Demeter, Steve, 441
 demographics, game design, 42–44, 87, 128
 descriptive systems, 140
Desert Bus, 129
 design goals, 5, 7
 design risks, 419, 420
Destiny, 272, 273
 development risks, 419–420
 development structures, 28–37
 DeviantArt image searches, 53
 dice, 53, 350–352
 Dice Tower, 443
 Diehr, Mark, 283
 difficulty adjustments, 89
 DigiOrange labels, 52
 digital games
 leveraging data from, 286
 list of, 450–453
 rules for, 169
 tools for designing, 324
 digital prototypes, 48, 49, 50
 diminishing marginal utility, 305
 disabled players, 320
 disjoint events, probability of, 345
 dispositional factors, 297–298, 310
Divekick, 24
Dixit, 53
 Docs, Google, 52, 333
 documentation, 326–342
 flowcharts, 338–342
 game design document, 327–336
 importance of, 326
 misconceptions about, 328–330
 for presentations, 412–413
 purpose of, 342
 steps for creating, 331–336
 for tabletop games, 337–338
 tools for creating, 325
 using references in, 336
 dollar auction, 249–250
 dominance
 strict, 220–223, 234
 using/abusing, 223–226
Dominion, 41, 111, 122, 189
Donkey Kong, 113–114
 dopamine, 263
 double-cross, 240
 drafting, 120, 123
Dragon's Lair, 168
 drawing programs, 51
 Drèze, Xavier, 270
 drop rates, 115
 Duncker, Karl, 24
Dungeons & Dragons, 350, 392–396
 Dutch auctions, 173
Dwarf Fortress, 98
 Dyer, Geoff, 14
 dynamics, 135, 138, 145–150, 151
- E**
 eBay, 82, 174, 253, 267
 economic trade-offs, 259–261
 edge cases, 335–336, 404
 edutainment, 275
 Eigen, Manfred, 66, 155, 177, 343
 eight-ball pool, 187
 Elance, 82
Elder Scrolls, 191, 284
 Electronic Arts, 20, 324, 405
 elevator pitch, 406
 ELO rating system, 119, 171
 emotion, 319
 endowment effect, 307, 310
 engagement, player, 92, 272
 English auctions, 173
 engrams, 272, 273
 equilibrium
 defined, 218
 mixed strategy, 225, 230–233
 Nash, 227, 228–229
 Pareto optimal, 220, 239
 using induction to solve for, 249
- ESCALATION strategy, 243, 244
 European-style games, 119, 120
 evaluation apprehension, 26
 Excel
 basics, 362–364
 common errors, 372–373
 doing simulation in, 382–384
 formulas, 365
 functions, 178, 366–372
 Goal Seek feature, 376–377, 384
 one-way data tables, 382–384
 purpose of, 52, 325, 361
 Solver, 376, 377–381, 384
 excitement, player, 92
 expected value, 114–115, 116, 304–307
 experience points (XP), 148, 178–180, 191, 293, 305, 373
 experience tables, 178–180
 experimentation loops, 126, 127, 128, 133
 expert players, 277–279, 282
 expertise reversal effect, 282–283, 286
 exponential relationship, 177
 external motivators, 289
 extinction, 267, 274
 extreme behaviors, 181, 182
 extrinsic breadcrumbs, 197–198
 extrinsic motivation, 288, 289, 295
 extroversion, 158, 160
 eye-tracking study, 321
- F**
 F2P (free-to-play) games, 429–430, 437
 Facebook
 farming game, 178–180
 Mafia Wars, 184
Family Feud, 258–259, 260
 FAQ document, 336
FarmVille, 138, 154, 191, 293, 307
 fear of critique, 66–67
 features
 balancing quality, cost, and, 35–36
 describing game, 135
 limiting number of, 342
 feedback, playtester, 66–69, 72
 feedback loops, 183–192
 and camping, 146
 defined, 183
 fixing problems, 190–192
 in H/T game, 355
 methods for creating, 187–190
 negative, 185–187, 188–189
 positive, 5, 146, 184–185, 187–188
 Fibonacci Sequence, 176–177
 fighting games, 24, 146–147
Final Fantasy games, 153, 154

finishing phase, 34
Fire and Dice, 257–258
 first impressions, 323
 first-person shooters, 42, 49, 75, 146
 Five Domains of Play, 158–159
 fixed-interval schedule, 266, 267, 269
 fixed-ratio schedule, 266, 267, 269
Flappy Bird, 441, 444
 Flash, Adobe, 324
 flat relationship, 175
 flight-simulator games, 282
 flow, 87–92, 97, 100
 flowcharts, 31, 338–342, 399, 400, 404
 fMRI (functional Magnetic Resonance Imaging), 263
 football games, 5, 108–109, 127, 185, 298–300, 304
 Ford, Henry, 439–440
 formula errors, 372–373
 formula operators, 365, 366
 formulas, spreadsheet, 365–375
 framing decisions, 308–309
 Franusic, Joël, 11
 Frazetta, Frank, 17
 freeimages.com, 413
 free-to-play (F2P) games, 429–430, 437
 frequent buyer cards, 270
 frustration, player, 88, 90, 92, 94
FTL, 122
 fudge factors, 36–37
 Fullerton, Tracy, 6
 fun
 book about theory of, 99
 elusive nature of, 31, 273
 as games' primary goal, 288–289
 tracking/measuring, 94
 types of, 138
 functional fixedness, 24, 27
 functional Magnetic Resonance Imaging (fMRI), 263
 functions, spreadsheet, 366–372, 384
 fungible goods, 260, 261

G

Gage, Zach, 43
 Gaiman, Neil, 176
Gamasutra, 273
 Gamasutra.com, 65
 gambler's fallacy, 300, 301
 gambling, 273, 402–404
 game balance. *See* balance
 game design. *See also* game development
 achieving perfection in, 13
 for analog vs. digital games, 39–40

avoidable dangers in, 447–449
 avoiding low-hanging fruit in, 22–24
 business issues, 425–445
 characteristics of good, 6
 commonly held heuristics, 91–92
 demographic considerations, 42–44, 87, 128
 documents, 7, 29, 33, 326–342
 eliciting flow state in, 87–92
 ethical/practical concerns, 273
 focusing on theme vs. mechanics, 40–42
 fundamental directive, 91
 gender considerations, 128, 291
 iterative nature of, 6, 71–72
 knowledge/skills required for, 3, 7, 38, 364
 and memory limitations, 318–319
 mindsets, 10
 opening questions, 44–46
 and player motivations, 161
 playtesting (*See* playtesting)
 quantity vs. quality in, 11–12, 25
 role of psychology in, 262–263
 science of, 71
 as subset of game studies, 15
 tools, 3, 324–325
 unified vocabulary for, 135
 vs. game theory, 217
 vs. other design processes, 7, 31
 game design document (GDD), 327–342
 editing, 335
 importance of, 327
 misconceptions about, 328–330
 purpose of, 329, 342
 steps for creating, 331–336
 for tabletop games, 337–338
 templates for, 330
 updating, 329–330, 342
 using references in, 336
 and waterfall method, 29
Game Design Workshop (Fullerton), 6
 game designer(s), 4–18
 attributes of successful, 7, 8–10, 344
 common stereotype of, 7
 key to becoming, 38
 responsibilities of, 5–7, 326
 sharing ideas with other, 80–83
 tools for, 324–325
 vs. idea guys, 10
 Game Developers Conference (GDC), 444
 game development. *See also* game design
 communication lines, 327, 328
 complexity of, 28, 38

lifestyles, 438–443
 role of playtesting in, 63
 systems approach to, 5
 team members, 327–328
 tediousness of, 6
 game engines, 39, 154, 263
Game Feel (Swink), 155
 game flow, 87–92, 100
 game goals. *See* goals
 Game Outcomes Project, 32, 439–441
 game publishers, 83
 game states, 338–342
 game studies, 15–16, 217
 game studios, 439
 game theory
 and dollar auctions, 249–250
 and “guess two-thirds” game, 250–252
 and homework-assignments problem, 268
 and *Prisoner's Dilemma*, 219–220
 problems with, 247–254
 purpose of, 254
 and rational actors, 248–249
 and second-price auctions, 252–253
 usefulness of, 218, 247
 vs. game design, 217
 game trees, 236–241, 246, 304, 306–307
 game-icons.net, 54
 GameMaker, 3
 gameplay, 78
 GameRankings.com, 363
 games
 careers in, 438
 combining best practices from other, 13–14
 complexity of, 38
 defining, 15–18
 describing elements of, 135, 137–150
 designing (*See* game design)
 developing problem statements for, 19–27
 essential features of, 15
 establishing design goals for, 5
 explaining to players, 163, 164, 167–168, 169
 how players determine goals for, 125–128
 human behavior in, 262–263
 as interactive systems, 5
 key questions to answer about, 44–46
 as learning devices, 13–14, 275
 making money from, 425
 making vs. playing, 8, 13
 measuring complexity of, 39
 normal form description of, 218

- pitching, 421–422
 - playtesting (*See* playtesting)
 - protecting, 80–83
 - random, 118–119
 - risks in, 419
 - role of decision-making in, 84–85
 - rules for (*See* rules)
 - skill-based, 119
 - why humans play, 287
 - games education, 262–263
 - game-sale estimates, 427
 - gamification, 288, 289
 - Garfield, Richard, 65
 - Gazaway, Dax, 23
 - GDD. *See* game design document
 - Gee, James Paul, 9
 - gender differences, 128, 291, 319–320
 - Genocide Tetris, 152–153
 - geometry problems, 283–284
 - Gestalt grouping, 322
 - Giant Bomb website, 214
 - Giger, H.R., 17
 - Glass, Ira, 12
 - glass beads, 53
 - Go*, 137
 - Goal Seek feature, Excel, 376–377, 384
 - goal-gradient effect, 269–270, 274, 293–294, 295
 - goals, 124–133
 - allowing players to set, 129, 130
 - for *Braid*, 133
 - confusing strategies with, 133
 - criteria for, 128–130, 132
 - for *Heavy Rain*, 132
 - helping players understand, 129
 - how players determine, 125–128
 - for *Minesweeper*, 126–128
 - for playtesting, 64
 - for *Project Gotham Racing*, 132
 - providing players with clear, 91, 133
 - for *SimCity*, 125–126
 - solving goal problems, 130–133
 - types of, 130–131
 - Godden, D.R., 318–319
 - Godin, Seth, 407
 - gold state, 30
 - Gone Home*, 17
 - Good Player Award, 289, 290
 - Google
 - Docs, 52, 333
 - eye-tracking study, 321
 - image searches, 53–54, 413
 - Play, 427
 - Sheets, 52, 325, 361, 365
 - GoPets*, 157
 - graphs, 407
 - griefers, 130
 - GRIM TRIGGER strategy, 243, 244–245
 - grinding, 148
 - GROFMAN strategy, 243
 - “guess two-thirds” game, 250–252
 - Guillotine*, 109
 - guillotine cutters, 52
 - Guitar Hero*, 133
- ## H
- Habbo Hotel*, 140
 - Habitat*, 143–144
 - Half-Life 2*, 96
 - Half-Real* (Juul), 164
 - Halo*, 90, 282, 315
 - Hanabi*, 42
 - handcuffing decisions, 109–110
 - Hansel and Gretel, 197
 - harmony, 159
 - Harry Potter* series, 136
 - head-to-head games, 226
 - Hearts*, 164, 166, 167
 - Heavy Rain*, 21, 132, 137
 - help, onscreen, 286, 320–321
 - Hemingway, Ernest, 8
 - heuristics, 91–92, 181, 296, 297, 414
 - Hi-Ho! Cherry-O*, 118
 - hints, 197–199, 320–321
 - histograms, 291–292
 - Hobson’s Choice, 107–108
 - homework-assignments problem, 268
 - Homo Ludens* (Huizinga), 287
 - hooks, 422, 434
 - HORSE*, 165
 - hot-hand simulation, 388–390
 - H/T game, 353–355, 359
 - Huizinga, Johan, 287
 - Hull, Dr. Clark, 269–270
 - human decision-making, 296–309.
 - See also* decision-making and anchoring, 302–303
 - attribution errors, 297–299
 - and expected value, 304–307
 - framing decisions, 308–309
 - and loss, 307–308
 - mental shortcuts, 297
 - and randomness, 299–302
 - human psychology, 262–263
 - Hunicke, Robin, 138
- ## I
- IBM, 74
 - iconography library, 54
 - idea generation, 333
 - idea guys, 10
 - ideas
 - building on, 25
 - encouraging “crazy,” 25
 - presenting, 405–406 (*See also* presentations)
 - protecting, 80–83
 - testing, 31, 32
 - and value, 83
 - ideation, 29
 - IGDA Accessibility SIG, 320
 - Ikebana*, 42
 - Illustrator, Adobe, 51
 - image searches, 53, 413
 - implementation phase, 33
 - implicit rules, 167
 - incorporation, 83
 - increasing marginal utility, 260–261
 - independent developers, 441–443
 - independent events, probability of, 346–347
 - InDesign, Adobe, 52, 56–60
 - induction, 242, 249–250, 254
 - inferential puzzles, 208–209
 - informed decisions, 106
 - Ingenious*, 139
 - innovation/risk levels, 332
 - insurance game tree, 306
 - Interactive Fantasy*, 135
 - interactive games, 84
 - interactive narratives, 21
 - interest curves, 92–96, 98, 100, 190
 - intransitive systems, 225
 - intrinsic breadcrumbs, 199
 - intrinsic motivation, 288, 289, 290, 295
 - iOS App Store, 443, 444
 - Ishmail, Rami, 38
 - Isner-Mahut tournament, 358–360
 - Iterated Elimination of Dominated Strategies, 221–223
 - iterated games, 242–245, 251
 - iterative processes, 31–32, 71–72
- ## J-K
- Japanese RPGs, 153
 - Jejeune Institute, 39
 - Jelly no Puzzle*, 203–204
 - jigsaw puzzles, 213
 - Jira, 325
 - Jobs, Steve, 407
 - joint probability, 344–347, 360
 - juggling, 280–281
 - Juul, Jesper, 16, 356
 - Kahneman, Daniel, 307
 - Keynote, 406

Kickstarter, 418, 420–421
 Kim, Scott, 194–195
 kingmaking, 146
 King's Wise Men puzzle, 208–209
 Kivetz, Ran, 270, 293
 Knizia, Reiner, 139
 Koster, Raph, 99, 152
 Krebs, Valdis, 67
 Kurzweil, Ray, 263

L

L.A. Noire, 322
 labels, 52
 Lando/Vader game tree, 240
 law of large numbers, 77
Laws of the Game (Eigen), 66, 155, 177, 343
 layout programs, 51–52
LCR, 84, 118
Le Havre, 175
League of Legends, 93, 127, 138, 281
Learn to Play (White), 285
 learning curves, 97–99, 100
 “learning design” principles, 285–286
 learning devices, games as, 13–14, 281
 LeBlanc, Marc, 138
 Ledonne, Danny, 154
 legal issues, 81, 83
Legend of Zelda, 24, 156
 Lemarchand, Richard, 90
Lemonade Stand, 162
 Lepper, Mark, 289
Let's Make a Deal, 113
 levels, game, 89–90
 lifestyles
 AAA digital game development, 439–441
 independent digital game development, 441–443
 tabletop game development, 443
 linear inverse relationship, 175–176
 linear relationship, 175
 LinkedIn, 448
 Loewenstein, George, 270
 logos, 414
 long-term goals, 131
 long-term memory, 279–280
 loops
 experimentation, 126, 127, 128, 133
 feedback (See feedback loops)
 loss aversion, 307
 losses, 307–308, 310
 lottery game tree, 306
 low-hanging-fruit exercise, 22–24, 83

LucasArts, 143
 luck, market, 444
 luck-based games, 123, 146
 ludography, 450–454

M

Madden NFL Football, 20, 127, 330
Mafia Wars, 120–122
 magazine subscriptions, 309
Magic: The Gathering
 Ancestral Recall card, 172
 card design, 54–55, 57, 61, 65
 card sleeves, 53
 chance of winning, 119
 Major League Baseball, 184, 192
Man, Play, and Games (Caillouis), 118, 287
 man-hour estimates, 36–37
 man-months, 428
 manuals, user, 286
 marathons, 270
 marginal analysis, 255–261
 marginal utility, 256–261, 305
 margins, balance on, 259–261
Mario Kart 64, 185–186
 market luck, 444
 market risks, 419, 420
 martingale betting, 402–404
Mass Effect, 137
 massively multiplayer online games (MMOs), 144, 156, 330, 344, 422
 massively multiplayer online role-playing games (MMORPGs), 129, 130
 mastery, desire for, 290, 295
 matchstick puzzle, 213
 math formulas, 365–366
 mathematical relationships, 174–180, 182
 mathematics, 217
 math-problems study, 323
 matrices, 218, 220, 228–229, 236, 237
 MAU (monthly active users), 434
Max Payne, 363
 mazes, 202–203, 211
 Mazza, Ray, 308
 McDonalds pricing, 256–257
 MDA, 136–150
 elements of, 138, 152
 examples, 140–144
 meaning of acronym, 135
 purpose of, 140, 150
 relationship among elements of, 139, 152
 MDD (media design document), 29, 33
 meaningful decisions, 84–85
 meaningless decisions, 108–109, 148
 mechanics. *See also* MDA
 defined, 40, 138
 design theory and, 137
 how players react to, 151
 progression, 174
 as rules, 163
 theme and, 40–42
 media design document (MDD), 29, 33
 Medina, John, 321
 medium-term goals, 130–131
Mega Man 3, 106
 MegaBoss problem, 300
 Meier, Sid, 120, 301
 memory
 games, 202
 limitations, 317–319
 psychology of, 279–280
 retention, 321, 323
 mental shortcuts, 296–297
 metrics, 429–437
Metroid Prime, 307
 Microsoft
 Excel (See Excel)
 Project, 325
 user research, 90
 Word, 52, 325
 milieu, 151–162
 mindset, game design, 10
Minecraft, 71, 441, 447
Minesweeper, 126–128
 minimum viable product (MVP), 37
 mini-payoffs, 98
 misdirection, attention, 313–315
 misleading decisions, 108–109
 mixed strategies, 225, 230–233
 MMORPGs (massively multiplayer online role-playing games), 129, 130
 MMOs (massively multiplayer online games), 144, 156, 330, 344, 422
 mobile games industry presentation, 415–417
 Moles, Abraham, 155
 Mondrian, Piet, 17
Monopoly, 107, 110, 142, 166, 183, 396–401
 Monte Carlo simulation
 answering design questions with, 386–388
 defined, 362, 385
 and one-way data tables, 384
 and random number generator, 368
 monthly active users (MAU), 434
 Monty Hall problem, 390–392

- motivation, 287–295
 competition and, 291–292
 goal-gradient effect, 293–294
 and personality, 158–161, 292–293
 and scarcity, 294–295
 types of, 288, 295
- MUD*, 156
- multiplayer games, 78, 144, 145, 245. *See also* MMORPGs; MMOs
- multitasking, 313, 323
- Murphy, Stephen, 16
- MVP (minimum viable product), 37
- Mysterium*, 53
- N**
- narrative-based games, 85, 108, 111–112
- NASCAR came, 128
- Nash equilibrium, 227, 228–229
- National Football League, 192
- Nationwide ad, 319
- NBA Live*, 102
- NBA Street*, 102
- NCAA Football 08*, 185
- NDAs (non-disclosure agreements), 80–83
- near misses, 92
- N-effect, 291–292
- negative feedback loops, 185–187, 188–189, 355
- neuroticism, 158, 160
- Nicholls, John, 290
- Nikoli*, 199
- Nim*, 107
- “noise” elements, 410–411
- nondigital games, 39. *See also* analog games
- non-disclosure agreements (NDAs), 80–83
- normal form games, 218
- normative systems, 140
- note cards, 52
- notes, presentation, 412, 417
- Noun Project, 54
- novelty, 129, 158, 422
- novice players, 277–279, 282–283
- Numbers, Apple, 325, 365
- numeric relationships, 174–180
- Nunes, Joseph C., 270
- O**
- object of the game, 131
- obvious decisions, 107–108
- OCEAN personality traits, 158–161, 162, 293
- “Once Around the Board” simulation, 396–401
- One Pawn Army*, 282–283
- one-way data tables, 382–384
- onscreen help, 286, 320–321
- open ascending price auctions, 173
- open descending price auctions, 173
- openness to experience, 158, 159
- OpenOffice Calc, 325
- operant conditioning, 265, 273
- operational rules, 166
- operators, formula, 365, 366
- opportunity cost, 111
- Oregon Trail*, 275
- organizing elements, 318
- Orland, Ted, 11–12
- orphaned verbs, 169
- Osborn, Alex, 25
- Out There*, 122
- overdesigning, 331
- overscoping problem, 35, 36
- ownership rights, 83
- P**
- Pages, Apple, 52
- Pandemic*, 171
- paper prototypes, 50–62
 artwork for, 53–54
 for card games, 54–56
 hardware for making, 52–53
 materials used for, 49, 52–53
 reducing time required to create, 56
 software for making, 50, 51–52, 56–60
- paper-folding problem, 302–303
- paradoxes, 210
- Pareto distributions, 430–431, 442, 445
- Pareto optimal result, 220, 239
- Pausch, Randy, 20
- Pavlov, Ivan, 265–266, 269
- payoffs
 mini- vs. big, 98–99
 in *Prisoner’s Dilemma*, 219–220
- Penn & Teller’s Smoke & Mirrors*, 129
- perception, human, 319–323
- perfect players, 262
- perfection, 13
- Perlenspiel, 3
- persistence, 9
- persistent-world games, 140
- personality, five-factor model of, 158–161, 292–293
- Persson, Markus, 441
- Peterson, Paul, 109
- philomathy, 9
- Photoshop, Adobe, 52, 54, 56
- physical games, 453–454
- physical manipulation puzzles, 213–214
- picas, 58
- pictorial information, 321
- pigs-and-chickens story, 32
- pitch questions, 421–422
- P&L (profit and loss statement), 426–429, 436, 437
- platformers, 49, 278, 285, 338
- Play, Five Domains of, 158–159
- playcalling game tree, 304
- player agency, 102, 122, 123
- player types, 156–157
- players
 being advocate for, 6
 classifying, 156–157
 communicating with, 7
 crafting meaningful decisions for, 84–85, 101
 disabled, 320
 how game goals are determined by, 125–128
 individual differences among, 99–100
 learning curves for, 97–99
 mapping engagement of, 92–96, 100
 motivations of, 161, 287–295
 punishing, 308
 understanding, 6, 287
- playing games, 8, 13–14
- playtesters
 crediting, 70
 finding, 70, 73
 keeping them talking, 74–75
 listening to feedback from, 66–69, 72
 splitting into two groups, 77
 warming up, 44
- playtesting, 63–79
 asking questions after, 76
 avoiding bias in, 74, 79
 benefits of, 65–66
 best practices for, 73
 blind, 337–338
 defined, 63
 environment for, 74
 finding people for, 70, 73
 goals of, 64–65, 74
 good/bad techniques for, 79
 listening to feedback from, 66–69, 72
 methods, 73–79
 purpose of, 48, 64, 72, 74, 91
 self, 77–79
 timing of, 49, 76
- plot, 136, 150
- Pokemon*, 225, 228–229
- polish, 155–156, 162

- Portal*, 98, 167, 168, 193, 281, 290
 positive feedback loops, 5, 146, 184–185, 187–188
 possibility space, 196–197, 203–204, 215
 postmortems, project, 65
 post-reward resetting phenomenon, 271
 PostScript picas, 58
 poverty game, 161–162
Power Grid, 173, 174, 175
 power inflation, 260
 power law, 442
 Powerball jackpot, 306
 PowerPoint, 406, 407
Predictably Irrational (Ariely), 309
 preproduction, 29
Presentation Zen (Reynolds), 412
 presentations, 405–423
 acquiring images for, 413–415
 creating effective, 412–413
 cue cards for, 409
 documentation for, 412–413
 example, 415–417
 game pitch, 421–422
 minimizing text in, 407–409
 “noise” elements in, 410–411
 problem with most, 405–406
 reading, 406, 423
 recommended length for, 406–407
 removing non-data-ink from, 409–410
 team-based, 411
 thesis for, 406–407, 412
 time wasters in, 411
 press-your-luck dynamic, 149–150
 Prezi, 411
Price is Right, The, 85
 pricing strategies, 173–174, 256–259, 309
 primacy effect, 318
 primary keys, 363–364
 Princeton/Dartmouth football game, 298–299
 printers, 52
Prisoner's Dilemma, 219–220, 226, 235, 242, 243, 245
 prisoners-and-hats problem, 208–209
 private notes, 412
 prizes, 250, 270, 271, 291, 302, 306.
 See also rewards
 probability, 343–360
 bomb story, 343
 and boy-girl problem, 355–358
 calculating with ELO rating, 119
 of compound events, 301–302
 conditional, 347–350, 356, 360
 of disjoint events, 345
 as fancy counting, 344–350
 and gambler's fallacy, 301
 H/T game example, 353–355, 359
 importance of, 360
 of independent events, 346–347
 and Isner-Mahut tournament, 358–360
 joint, 344–347, 360
 making assumptions about, 360
 with multiple die rolls, 350–352
 in skill-based games, 119
 probability tree, 386
 problem solvers, 277–279
 problem statements, 19–27
 examples of, 20–22
 focusing on theme vs. mechanics in, 40–42
 purpose of, 19, 41
 production blocking, 26
 production costs, 428
 production methodologies, 29–34
 production phase, 30
 productivity studies, 439–440, 445
Professor Layton series, 199–200
 profit and loss statement (P&L), 426–429, 436, 437
 progression mechanics, 174
 Project, Microsoft, 325
Project Gotham Racing, 21, 132
 Project Management Triangle, 35
 project postmortems, 65
 prototypes
 artwork for, 53–54
 building, 22, 42, 49
 changing, 48, 49
 defined, 31, 48, 72
 digital (*See* digital prototypes)
 evaluating, 32
 and intellectual property, 80–83
 methods for creating, 49
 paper (*See* paper prototypes)
 purpose of, 42, 48
 prototyping, 29, 324
 psychology
 in game design, 262–263
 of memory, 279–280
 publishers, game, 83
Puerto Rico, 22
Punch a Bunch, 85
 punishing failure, 188
 puzzle breadcrumbs, 197–200
Puzzle Instinct (Danesi), 195, 205
 puzzles, 193–215
 characteristics of, 194–195
 defined, 194–195
 features of ineffective, 200–205
 interest curves for, 95
 key to making effective, 195, 197
 playtesting, 201
 popularity of, 193
 possibility space for, 196–197, 203–204, 215
 types of, 205–214
 pyramid metaphor, 33–34
- ## Q-R
- Quake II*, 184
 quality
 balancing features, cost, and, 35–36
 vs. quantity, 11–12, 25
 Quantic Dream, 21
Quiet (Cain), 13
 racing games, 21, 128, 132, 186
Rampage, 41
 random games, 118–119
 random number generator, 368–369, 384, 385
 RANDOM strategy, 243
 randomness, 117–123, 146, 299–302, 308
 Rare Entertainment, 420
 rational actors, 248–249, 254, 262
Realm of the Mad God, 140–141
 real-time strategy games, 145
 recency effect, 318
 references, design document, 336, 342
 reinforcement. *See* schedules of reinforcement
 relatedness, desire for, 290, 295
 relational puzzles, 207–208
 repetition, 158, 311, 319, 394
 requirements, gathering, 33
 research, game design, 332–333
Resident Evil, 137, 155, 322
 resource allocation, 35–36
 retention, 321, 323, 432–434
 “retro” game design, 447
 revenue, calculating, 430
 reward schedules, 266–269
 rewards, 130, 150, 154, 164, 289–290.
 See also risk-reward choice
 Reynolds, Gary, 412
 riddles, 92, 200
Ridiculous Fishing, 441
Risk, 184
 risk analysis, 419–421
 risk study, 418
 risk-averse people, 306, 310
 risk/innovation levels, 332
 risk-loving people, 306, 310
 risk-neutral people, 306
 risk-reward choice, 113–114, 116
 river-crossing puzzle, 211–212

- Rock, Paper, Scissors*, 147–148, 225, 230–233
- Rock Band*, 85
- role-playing games (RPGs), 266. *See also* MMORPGs
- balance on margins in, 260
 - blind decisions in, 105
 - creating design document for, 331–335
 - examples of, 39
 - expected value in, 115
 - feedback loops in, 184
 - fixing problems in, 190
 - meaningless decisions in, 108
 - milieu in, 153–154
 - prototyping, 49
- role-playing journal, 135
- Roll Through the Ages*, 175
- Rollings, Andrew, 16
- Room, The*, 193
- Rose, Mike, 273
- Rousseau, Jean Jacques, 226
- rows, spreadsheet, 362
- royalty-free images, 62
- RPG Maker engine, 154
- RPGs. *See* role-playing games
- Rubik's Cubes*, 213
- rule of thirds, 414
- rulers, 52
- rules, 163–169. *See also* mechanics
- establishing basic, 42, 44
 - examples of, 138
 - as part of pitch presentations, 422
 - philosophical treatment of, 164
 - qualities of, 165–166
 - for tabletop games, 337–338
 - types of, 166–167
 - as way of explaining game, 164, 169
- Rules of Play* (Salen/Zimmerman), 71, 103, 165–167
- runtime behaviors, 138
- S**
- Sackson, Sid, 149
- salary caps, 192
- Salen, Katie, 16, 103, 165
- Saltsman, Adam, 441
- sampling distributions, 77, 404
- San Juan*, 22
- satisfaction, player, 91
- scaffolding, 281, 286
- scarcity, 294–295
- schedules of reinforcement, 264–274
- in coin pushers, 271–272
 - in *Destiny*, 272
 - ethical/practical concerns, 273
 - and goal-gradient effect, 293
 - purpose of, 264
 - research on, 265–266
 - role of anticipation in, 269–271
 - types of, 266–269
- Schell, Jesse, 16, 72, 92, 129, 316, 336
- Schüll, Natasha Dow, 273
- scientific method, 125
- scissors, 52
- scope
- playtesting, 64
 - project, 35–37
- Scrum, 32
- second-price auctions, 174, 252–253
- self-balancing mechanisms, 172–174, 182
- self-determination theory, 290–291, 295
- self-healing mats, 52
- self-playtesting, 77–79
- self-serving bias, 298–299
- sequential games, 236–239, 246
- set-theoretical puzzles, 206–207
- Settlers of Catan*, 78, 119, 189
- Shadow of the Colossus*, 24, 86, 90
- shadow of the future, 245, 246
- Sheets, Google, 52, 325, 361, 365
- shooter games, 108. *See also*
- first-person shooters
- shortcuts, mental, 296–297
- short-term goals, 130
- short-term memory, 317
- Sibelius, Jean, 448
- SimCity*, 10, 102, 125–126
- Simonton, Dean Keith, 20
- simplicity, design, 331
- simulations
- in Excel, 382–384
 - hot-hand, 388–390
 - martingale betting, 402–404
 - Monte Carlo (*See* Monte Carlo simulation)
 - Monty Hall problem, 390–392
 - “Once Around the Board,” 396–401
 - player agency in, 102
 - super-attack, 386–388
- situational factors, 297–298, 310
- skill levels, player, 88
- skill-based games, 119, 123
- Skinner, B.F., 265, 276, 288
- Skinner box, 265–266, 274
- Sky Parlor Studios, 434
- Skyrim*, 38, 156, 284–285
- Slack, 325
- slide decks, 406, 412–413
- slideware, 406, 407, 412
- slot machines, 267, 273
- Smoke & Mirrors*, Penn & Teller's, 129
- Snakes and Ladders*, 84, 118
- sniping software, 253
- social anxiety, 26
- social games, 128
- social loafing, 26
- Socratic questioning, 75–76
- software development
- life cycle, 28, 29
 - models, 29–31
- Solis, Daniel, 109
- Solver, Excel, 376, 377–381, 384
- Space Invaders*, 137
- SpaceChem*, 291–292
- spatial manipulation puzzles, 213–214
- specification, 29
- Spector, Warren, 201
- SpellTower*, 43
- Spent*, 161–162
- Spiel des Jahres, 41–42, 122
- split-attention effect, 283–284, 286
- SpongeBob* games, 43
- sports games, 39, 43, 171, 184
- spreadsheet software, 52, 56, 325, 361, 365. *See also* Excel
- spreadsheets, 361–384
- for Advantage/Disadvantage system, 392–396
 - anchors in, 373–375
 - for card games, 55–56
 - common errors in, 372–373
 - for experience tables, 178–180
 - formulas in, 365–375
 - functions in, 366–372
 - for hot-hand simulation, 388–390
 - for martingale betting, 402–404
 - for *Monopoly* simulation, 396–401
 - for Monty Hall problem, 390–392
 - nomenclature, 362–364
 - profit and loss, 427
 - purpose of, 361, 362, 384
 - for super-attack simulation, 386–388
 - tools for creating, 361 (*See also* spreadsheet software)
- St. Petersburg Paradox, 305
- staff costs, 428
- Stag Hunt*, 226–227, 228, 233, 236–237
- Stanley Parable, The*, 316
- states, game, 338–342
- statistical functions, 366
- Steam*, 96, 309
- SteamSpy*, 427
- Stephenson, Neal, 418, 419
- stimulation, 159
- stock-image sites, 413

stock-picking, 301
 storytelling games, 39, 49, 137
 strategies
 experimenting with, 243–244
 successful, 244–245
 vs. goals, 133
 strategy puzzles, 212
Streak for the Cash, 302
 strict dominance, 220–223, 234
Sudoku, 195, 199, 206
Sudoku Together, 434
 Suits, Bernard, 16
 summary statistics, 382
 Super Bowl ads, 319
Super Columbine Massacre RPG!, 153–154
Super Mario Bros., 89, 135, 167, 262, 285, 338
Super Metroid, 168
 super-attack simulation, 386–388
Superman Returns, 50, 67
 supply and demand, 174
 surgeon puzzle, 207–208
 survey questions, 76, 308–309
 Sutton-Smith, Brian, 16
 Swink, Steve, 155
 sword-fighting game, 223–225, 418–421
 Swrve, 415, 430, 435
 symmetry, 171–172, 182, 220

T

Tabletop: Analog Game Design (Costikyan), 40
 tabletop games, 40, 122, 337–338, 443, 453–454
 take-home documents, 413
Talos Principle, 295
 tangram puzzles, 213
 task-switching, 313, 323
 TDD (technical design document), 29, 33
Team Fortress 2, 65, 273
 team presentations, 411
 teams, game design, 440–441, 445
 technical design document (TDD), 29, 33
Telephone game, 328
 Telltale, 108
 templates, documentation, 330
Temple Run, 444
 tennis tournament, 358–360
 terminology, 135

Terror in Meeple City, 40, 41
 test phase, 30, 34
 testing. *See* also playtesting
 A/B, 77, 79
 environment, 74–76
 usability, 74
Tetris, 152–153, 195
 text
 adventures, 193
 onscreen, 320–321
 on slides, 407–409
 themes, 40–42, 136, 150, 422
 thenounproject.com, 413
Theory of Fun for Game Design (Koster), 99, 152
 thesis, presentation, 406–407, 412
 Think Aloud Protocol, 74–75
 threat, 159
Ticket to Ride, 111, 176, 320
Tic-Tac-Toe, 84, 107, 194
 time estimates, 36–37
 time wasters, presentation, 411
 time-shifting, 114
 TIT-FOR-TAT strategies, 243–245
Tomb Raider, 193
 tools, game design, 325
Tower of Hanoi, 214
 trade-offs, 110–113, 116
 transitions
 in games, 338–339
 in presentations, 410
 triangular relationship, 176, 178–180
 truth puzzles, 209
 Tufte, Edward, 406, 409
 TurboSquid, 82
 turtling, 145–146
 tutorials, 106, 127, 128, 285–286, 321
 Tversky, Amos, 307
Twenty Four, 56, 57
 Twine, 3

U-V

unified modeling language (UML), 339
 Unity, 39
 Urban Ministries of Durham, 162
 usability testing, 74
 usage rights, 53, 54
 user acquisition cost, 428–429
 user manuals, 286
 value, expected, 114–115, 116, 304–307

Vandenberghe, Jason, 158–161
 variable-interval schedule, 266, 267–268, 269
 variable-ratio schedule, 266, 267, 272, 274
 Vassel, Tom, 443
 Venn diagrams, 206–207, 349
 verbs, 167–168, 169
 VGChartz, 427
 Vickrey auctions, 174
 video games, 85
 video-game development, 439
 virality, 431–435
Visual Display of Quantitative Information (Tufte), 409
 Vlambeer, 38
 VLOOKUP function, 178, 369–370
 vocabulary, game design, 135
 von Neumann, John, 385
 vos Savant, Marilyn, 390

W

Walking Dead, 108, 156
War, 84, 118, 147, 167
 war games, 145–146
 waterfall method, 29–31, 34
 Watson, Peter, 68–69
 Watson Selection Task, 69
Well-Played Game (De Koven), 120
 White, Matthew, 285
 Wimbledon tournament, 358–360
 Word, Microsoft, 52, 325
 word games, 43
 word processors, 52
 word-recall study, 318–319
 working memory, 279–280, 317
World of Warcraft, 137, 190
 Wright, Will, 10, 102
WWE SuperCard, 292

X-Z

X concept, 20
 X-acto knives, 52
 XP. *See* experience points
Yahtzee, 165
 Yooka-Laylee, 420–421
 zero-sum games, 226
 Zimmerman, Eric, 16, 103, 165
 Zubek, Robert, 138