

# Index

## Symbols

= (equal) operator, 87

## A

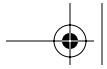
abstract entities, 14  
abstract relations, 51  
accelerator keys, 321–322  
Access (application), 7  
access keys, 321–322  
Access Report Wizard, 312  
accidental entries, correcting, 297  
ActiveX Data Objects (ADO), 8  
ad hoc reports, 301–302, 311–317  
additions, tracking, 218  
ADO (ActiveX Data Objects), 8  
ADO.NET, 8  
Advanced Filter/Sort window, 304–305  
advanced users, designing for, 239, 319  
aggregate functions, SQL, 99–100  
AllowZeroLength flag, 78  
alternate keys, 33  
AND operator, 87  
ANSI\_NULLS option, 88  
applications, 5  
architectures for user interfaces, 247–259  
AS keyword (SQL), 101  
assistance. *See* user assistance  
attributes, 11, 14–18  
    candidate and primary keys, 32–34  
    constraints on, 213, 291–292  
    defining data objects, 179–184  
    of dimensional tables, 131–132  
    changing, 136–138  
    for entities, determining, 190–191

    in fact tables, 117  
        dimension keys, 117–118  
        fact attribute characteristics, 118–126  
    functional dependency, 34–35  
    of relationships, determining, 187  
    restrictions on value ranges, 193–194  
audible feedback, 329  
audience, for system design, 221–222  
auditing, 218–219  
AutoLookup operation (Jet database engine), 91  
automatic report printing, 310–311  
AutoNumber fields, 34

## B

base relations, 85  
beeping, as user feedback, 329  
beginner users, designing for,  
    238, 319–320, 332  
benefit analyses, 162–164  
binary relationships. *See* one-to-one  
    relationships  
bit flags, 37  
body, relation, 12  
Boolean logic, 86–88  
Boyce/Codd normal form, 41–42  
building data models, 148, 179–195  
    data object identification, 179–184  
    domain analysis, 191–193  
    entity review, 188–191  
    normalization, 195  
    relationship definition, 184–187  
    value range restrictions, 193–194  
business intelligence, 112–114





business rules, 72, 169–173, 296–299.  
    *See also* integrity constraints; work processes  
    entities and, 190  
Business Services layer, 198

**C**

candidate keys, 32–34, 50–51, 190  
cardinality of relationships, 11, 48–49  
    determining, 186  
    known, 62  
Cartesian products, 98–99  
cascading deletes, 71, 295  
cascading updates, 71, 295  
change management, 231  
character length constraints, 290  
CHECK constraints, 77–78, 81, 213  
checkbox controls, 277  
classic MDI interfaces, 253–255  
client/server systems, 208–210  
closure, defined, 10–11  
code architectures, 197–204  
codes, non-scalar values for, 36–37  
combo box controls, 278–280  
command vectors, 320  
communicating about design process, 221–231  
communicating with users, 168–169  
competence, communicating, 224  
component integration, 146–147  
components, code, 198–202  
composite entries, 188  
composite keys, 33  
concatenation of recordsets, 95–96  
conceptual data model. *See* data model  
concrete entities, 14  
confirmation messages, 240–241  
consistency in user interface design, 243–245  
constraints  
    for relationships, 188, 190, 214  
    specifying in database schema, 213  
    on value ranges, 193–194, 276, 292  
    Input Mask property, 282, 284–285

controls, 275–286  
    for logical values, 276–277  
    for numbers and dates, 282–284  
    for sets of values, 278–282  
    status bar information, 324–325  
    for text values, 284–285  
conventional value approach, 74  
cost-benefit analyses, 162–164, 225  
costs, answering questions about, 223  
coverage tables, 123  
criteria for project success, design, 156–160  
crosstab queries, 101  
cube operator, 103  
CUBE operator (SQL), 103  
cubes (dimensional databases), 112. *See also* dimensional databases  
custom (ad hoc) reports, 301–302, 311–317  
cyclical join dependencies, 44–45

**D**

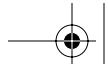
DAO (Data Access Objects), 8  
data access object models, 8  
data architectures, 204–212  
data constraints. *See* integrity constraints  
data definition environments, 8–9  
data dependencies, 173–174  
data entry mistakes, handling, 297  
data integrity, 65–84  
    implementation of, 73–84  
    integrity constraints, 65–73  
Data Interface layer, 199–200  
data marts, 113, 122  
data mining, 113–114  
data models, 5, 13–22  
    building, 148, 179–195  
    data object identification, 179–184  
    domain analysis, 191–193  
    entity review, 188–191  
    normalization, 195  
    relationship definition, 184–187  
    value range restrictions, 193–194  
communicating about, 226–227





- differences from reality,
  - handling, 297–299
- flexibility, 27–30
- integrity maintenance. *See* integrity constraints
- data objects, defining, 179–184
- Data Services layer, 198
- data types, 79–80
  - choosing, 192–193
  - constraints on, 193–194, 290
  - user-defined (UDDTs), 77–78
- data validation, 200, 276. *See also* integrity constraints
- data warehouse, 113
- database design process, 143
  - building data models, 148, 179–195
    - data object identification, 179–184
    - domain analysis, 191–193
    - entity review, 188–191
    - normalization, 195
    - relationship definition, 184–187
    - value range restrictions, 193–194
  - communicating to others, 221–231
  - defining system parameters, 148, 151–165
    - design criteria, 160–164
    - system goals, 151–156
    - system scope, 160–164
  - defining work processes, 148, 167–173
  - life cycle models, 143–148
  - steps of, 148–149
  - Windows controls, choosing, 275–286
    - for logical values, 276–277
    - for numbers and dates, 282–284
    - for sets of values, 278–282
    - for text values, 284–285
- database engines, 7
- database integrity constraints, 72
- database reporting. *See* reporting
- database schemas, 5, 197–219
  - code architecture and, 202–204
  - communicating about, 228
  - components of, 212–216
  - data architectures, 204–212
  - preparing, 148
  - security, 216–219
- database structure, 25–45
  - basic principles, 31–35
  - dimensional databases, 107–115, 228.
    - See also* dimension tables; fact tables
  - form design and, 272
  - flexibility, 27–30
  - normalization, 31, 35–45, 195
    - Boyce/Codd normal form, 41
    - first normal form, 35–37
    - fourth and fifth normal forms, 42–45
    - second normal form, 38
    - third normal form, 39–41
  - redundancy, eliminating, 25–27
- database system parameters, defining, 148, 151–165
  - design criteria, 160–164
  - system goals, 151–156
  - system scope, 160–164
- database tools, 6–9
- databases, defined, 3–6
- DataField property, 279
- DataGrid controls, 270, 281
- datasheets, 281
- date values, controls for
  - representing, 282–284
- dates, 36
- DateTime data type, 36
- DateTimePicker controls, 282
- deadlines, answering questions about, 223
- declarative integrity, 76–77
- degree, relation, 11
- deletions, tracking, 218
- dependencies, determining, 173–174
- derived relations, 85
- design criteria, developing, 156–160
  - cost-benefit analyses, 162–164, 225
- design process, 143
  - building data models, 148, 179–195
    - data object identification, 179–184
    - domain analysis, 191–193
    - entity review, 188–191
    - normalization, 195
    - relationship definition, 184–187
    - value range restrictions, 193–194
  - communicating to others, 221–231





## 346 Index

---

- design process (*Continued*)
    - defining system parameters, 148, 151–165
      - design criteria, 160–164
      - system goals, 151–156
      - system scope, 160–164
    - defining work processes, 148, 167–173
    - life cycle models, 143–148
    - steps of, 148–149
    - Windows controls, choosing, 275–286
      - for logical values, 276–277
      - for numbers and dates, 282–284
      - for sets of values, 278–282
      - for text values, 284–285
  - designing reports, 312–316
  - detached data architectures, 210–212
  - detail reports, 307
  - diagramming relationships, 50
  - diagramming work processes, 175–177
  - differences, relational, 97–98
  - dimension keys, 117–118
  - dimension tables, 129–139
    - changing dimensions, 136–139
    - snowflaking, 134–136
    - structure of, 129–133
  - dimensional databases, 107–115, 228
  - dimension tables, 129–139
    - changing dimensions, 136–139
    - snowflaking, 134–136
    - structure of, 129–133
  - fact tables, 110, 117–127
    - grain of, 120–122, 135
    - structure of, 117–118
    - types of, 122–124
  - form design and, 272
  - directly measurable criteria for success, 158
  - divide operations, 94–95
  - document architectures, 249–258
  - document structure, 222
  - documentation of work processes, 225–226
  - documenting work processes, 175–176
  - domain integrity constraints, 66–68, 77–78
  - domains, 12, 18–20, 191–193
    - constraints on, 213
    - for entities, determining, 190–191
    - restrictions on value ranges, 193–194
  - drop-down combo boxes, 279
- ## E
- E/R (entity relationship) diagrams, 21–22, 110, 226–227
    - defining relationships, 184–187
    - interface architecture and, 247
  - end users, communicating with, 168–169
  - engines, 7
  - English Query tool, 306
  - entities, 13–14
    - constraints on, 213, 292–295
    - reporting. *See* reporting
    - representing in form design, 261–273
    - reviewing, 188–191
    - subclassing, 54–56, 124
    - weak vs. strong, 48
  - entity integrity constraints, 69–70, 78–82
  - entity relationship (E/R) diagrams, 21–22, 110, 226–227
    - defining relationships, 184–187
    - interface architecture and, 247
  - environment criteria for success, 158–159
  - Equal truth table, 87
  - equi-join operations, 90
  - ERDs. *See* E/R diagrams
  - error messages, 330
  - errors, printing, 309–310
  - evolutionary development model, 146–147
  - Excel, 113
  - executive summaries, 222–224
  - expert users, designing for, 239, 319
  - extend operator, 100
  - External Access Interface layer, 199, 201



**F**

fact tables, 110, 117–127  
  grain of, 120–122, 135  
  structure of, 117–118  
  types of, 122–124  
facts, 110  
  attribute characteristics, 118–126  
  heterogeneous, 124–126  
fifth normal form, 44–45  
filtering data, 302–306  
first normal form, 35–37  
flags, non-scalar values for, 37  
flexibility, 27–30  
flowcharts for work processes, 175–177  
foreign keys, 50–51  
  constraints for, 82–83  
  orphaning, 71  
foreign relations, 49–50  
form-based reports, 308  
format, domain, 194  
format constraints, 290  
formatting reports, 316–317  
forms, designing to represent  
  entities, 261–273  
forms, filtering by, 304–305  
four-layered code architecture, 199–202  
fourth normal form, 42–44  
FROM clause, SELECT statement  
  (SQL), 86  
front-end development, 9  
full outer joins, 94  
functional dependency, 34–35

**G**

goals of system, developing,  
  151–156, 221–222  
  design criteria, developing, 156–160  
grain, fact tables, 120–122, 135  
graphic reporting, 307  
graphic user interface. *See* user interface  
  design  
GROUP BY clause, SELECT statement  
  (SQL), 86, 99

CUBE operator, 103  
ROLLUP clause, 102–103  
GUI. *See* user interface design

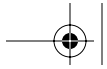
**H**

HasA relationship type, 48  
heading, relation, 12  
help systems, 326–328. *See also* user  
  assistance  
heterogeneous facts, 124–126  
hierarchies in form design, 269–271  
HOLAP (hybrid OLAP) systems, 110  
hybrid OLAP systems, 110

**I**

Identity fields, 34  
implementation models (user  
  interface), 237  
incremental development  
  model, 146–147  
index file, performance and, 207–208  
indirect interactions with entities, 189  
inner joins, 93  
input masks, 282  
input masks (Input Mask  
  property), 284–285  
integration of database components,  
  146–147  
integrity, data, 65–84  
  implementation of, 73–84  
  integrity constraints, 65–73  
integrity constraints, 65–73, 287–300.  
  *See also* data integrity  
  business rules, 72, 169–173, 296–299  
  entities and, 190  
  intrinsic constraints, 288–295  
interactions between entities, 189  
interface architectures, 247–259  
  MDIs (multiple document  
  interfaces), 252–258  
  SDIs (single document  
  interfaces), 249–252  
  work process support, 247–249





interface design, 149, 228–230  
    consistency, 243–245  
    effectiveness of, understanding, 235  
    empowering users, 239–241  
    integrity maintenance. *See* integrity constraints  
interface architectures, 247–259  
    MDIs (multiple document interfaces), 252–258  
    SDIs (single document interfaces), 249–252  
    work process support, 247–249  
minimizing user workload, 242  
models for, 236  
prototypes and specifications, 229–230  
    for reporting, 308–309  
representing entities in form  
    design, 261–273  
    hierarchies, 269–271  
    many-to-many relationships, 271–273  
    one-to-many relationships, 265–268  
    one-to-one relationships, 264  
user levels, 238  
Windows controls, choosing  
    for logical values, 276–277  
    for numbers and dates, 282–284  
    for sets of values, 278–282  
    for text values, 284–285  
intermediate users, designing for, 238, 319–320, 332  
intersections, relational, 96–97  
interviewing users, 168–169  
intrinsic constraints, 288–295  
IS NULL and IS NOT NULL operators, 88  
IsA relationship type, 48

**J**

Jet database engine, 7  
    cascading deletes/updates, 71, 295  
    domain support, 19–20  
    natural join operations, 91  
    physical data types, 79–80  
    Relation objects, 83

JOIN clause, SELECT statement (SQL), 86, 90–94  
join dependencies, 44–45  
join operations, 89–94  
junction tables, 58

**K**

key attributes (fact tables), 110  
keyboard shortcuts, 321–322

**L**

layered paradigm, 199–202  
left outer joins, 94  
length constraints, 290  
levels of security, 217–219  
life cycle models, 143–148  
limitations. *See* constraints  
LinkChildFields property, 280  
LinkMasterFields property, 280  
list box controls, 278–280, 307  
    linked pair of, 281  
ListField property, 279  
listing reports, 307  
logical data types, 66  
logical operators, 86–88  
logical values, controls for representing, 276–277  
lossless decomposition, 31

**M**

managing change, 231  
manifest models (user interface), 237  
many-to-many relationships, 20–21, 57–58  
    form design and, 271–273  
    snowflaking, 134  
MDIs (multiple document interfaces), 252–258  
measuring project success, 156–160  
memory load, minimizing, 242–243  
mental models (user interface), 236  
menu-based reporting interfaces, 308







- menu shortcut keys, 321–322
- messages
  - error messages, 330–331
  - status bar information, 324–325
- methodologies, notes on, 149
- Microsoft Access, 7
  - Access Report Wizard, 312
- Microsoft ADO, 8
- Microsoft Agent, 332
- Microsoft English Query tool, 306
- Microsoft Excel, 113
- Microsoft Office Assistant, 331–332
- minimizing user workload, 242–243
- missing information problem, 67, 73–76.
  - See also* null values
- mistakes in data entry, 297
- mnemonic access keys, 321–322
- modal design, 240
- modularity of code, 198–202
- MOLAP (multidimensional OLAP)
  - systems, 110
- MonthView controls, 282
- MSDE (Microsoft Desktop Engine), 7
- multi-select list box controls, 281
- multidimensional OLAP systems, 110
- multiple document interfaces (MDIs), 252–258
- multivalued dependency pairs, 43–44

## N

- N-cubes, 112. *See also* dimensional databases
- N-tiered data architectures, 210
- natural join operations, 91
- natural language interface, 306
- networked databases, 206, 209
- noise feedback, 329
- nonexistent values, 67, 73–76
- normal forms, 31
- normalization of databases, 31, 35–45, 195
- normalized databases, defined, 108
- normalizing dimensions, 134–136
- Not Equal truth table, 87

- novice users, designing for, 238, 319–320, 332
- Null values, 74–76, 86–88
  - aggregate functions, 100
  - constraints on, 291
- numeric values, controls for representing, 282–284

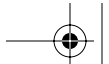
## O

- objects, defining, 179–184
- Office Assistant, 331–332
- OLAP (on-line analytical processing)
  - systems, 108
- OLTP (on-line transactional processing)
  - systems, 108, 113
- on-demand report printing, 310–311
- one-to-many relationships, 20–21, 57
  - form design and, 265–268
- one-to-one relationships,
  - 20, 20–21, 47, 52–66
  - form design and, 264
- online help, 326–328
- operations on relations, 85–104
  - extensions to, 99–103
  - relational operations, 88–95
  - Set operations, 95–99
- option button controls, 277, 280
- optionality of relationships, 48–49, 56
  - determining, 186–187
- OR operator, 87
- ORDER BY clause, SELECT statement (SQL), 89, 302
- orphan entities, 70–71, 288
- outer join operations, 93–94
- Outlook-style interfaces, 251
- overriding business rules, 297–299

## P

- paging mechanism, 211–212
- parameter definition process, 148, 151–165
  - design criteria, 160–164
  - system goals, 151–156
  - system scope, 160–164





partial relationship participation,  
    20–21, 47

participants of relationships, defined,  
    20–21, 47

passive mechanisms, user  
    assistance, 320–325

passwords, 217–219

performance, data architectures  
    and, 208–212

physical data types, 79–80

physical tables, defining in  
    schemas, 213–215

PIVOT clause, 102

primary keys, 32–34, 288  
    blank fields for, 293  
    unique indices vs., 82

primary relations, 49–50

printer errors, 309–310

privileges, assigning, 217

proactive mechanisms, user assistance,  
    320, 331–332

problem space, 4–5, 188

procedural integrity, 76–77

process analyses, 168–169

profiles, user, 177

project interfaces, 256

projection operator, 89

prototyping user interface, 229–230, 237

purpose of system design, 221–222

**Q**

queries (Jet database engine), 85  
    stored queries, 215–216

**R**

radio button controls, 277, 280

ranges of values, restricting,  
    193–194, 292

reactive mechanisms, user assistance,  
    320, 325–331

reality, differences from system  
    model, 297–299

recordsets. *See* relations

redimensioning tables, 136–139

redundancy  
    eliminating, 25–27  
    fact tables, 118

referential integrity constraints,  
    70–72, 82–83, 292–295

regular entities, 48

Relation objects (Jet database), 83

relational algebra, 85–104  
    extensions to, 99–103  
    relational operations, 88–95  
    Set operations, 95–99

relational model, 9–13

relational OLAP systems, 110

relations (recordsets), 10  
    candidate and primary keys, 32–34  
    defined, 11  
    tracking user activity, 218–219  
    virtual, 200

relationships, 20–22, 47–64  
    binary, 20, 47  
    cardinality. *See* cardinality of  
        relationships  
    constraints on, 188, 190, 214  
    defining, 184–187, 213–215  
    diagramming, 50  
    hierarchies in form design, 269–271  
    many-to-many, 20–21, 57–58  
        form design and, 271–273  
        snowflaking, 134  
    modeling, 49–52  
    one-to-many, 20–21, 57  
        form design and, 265–268  
    one-to-one, 20–21, 52–56  
        form design and, 264–265  
    optionality of, 48–49, 56  
        determining, 186–187  
    participants of, defined,  
        20–21, 47  
    ternary, 20, 47, 60–62  
    unary, 47, 58

rename operator, 100–101

repeating groups, 37

Report Wizard, 312

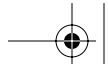






- reporting, 301–318
    - ad hoc (custom) reports, 301–302, 311–317
    - printing reports, 309–311
    - searching, sorting, and filtering, 302–306
    - standard reports, 301, 306–309
  - Required field, 78
  - restriction operator, 89
  - restrictions on value ranges, 193–194, 292
  - result sets. *See* relations
  - reviewing entities, 188–191
  - revision control, 231
  - Rich Textbox controls, 285
  - right outer joins, 94
  - risks, communicating about, 223–224
  - ROLAP (relational OLAP) systems, 110
  - ROLLUP clause (SQL), 102–103
  - rollup operator, 102–103
  - Row Fix-Up operation (Jet database engine), 91
- S**
- scenarios, 177
  - schemas, 5, 197–219
    - code architecture and, 202–204
    - communicating about, 228
    - components of, 212–216
    - data architectures, 204–212
    - preparing, 148
    - security, 216–219
  - scope of system, 160–164
  - scroll bar controls, 283–284
  - scrubbing, 133
  - SDIs (single document interfaces), 249–252
  - searching data, 302–306
  - second normal form, 38–39
  - security issues, 216–219
  - SELECT statements (SQL), 85–86
    - extensions to, 99–103
    - relational operations, 88–95
    - searching, sorting, and filtering, 302–306
    - set operations, 95–99
    - storing, 215–216
  - semi-additive facts, 119
  - service components, 198
  - sets of values, controls for representing, 278–282
  - share-level security, 217
  - shortcut keys, 321–322
  - simple keys, 33
  - single document interfaces (SDIs), 249–252
  - single-tier data architectures, 204–208
  - slider controls, 283–284
  - snapshot tables, 122
  - snowflake schemas, 111
  - snowflaking, 134–136
  - soft changes, tracking, 137–138
  - sorting data, 302, 305
  - sound feedback, 329
  - speaking with end users, 168–169
  - specifications for user interface, 230
  - spinner controls, 283
  - spiral model, 145
  - SQL Server, 7
    - aggregate functions, 99–100
    - domain support, 19–20
    - physical data types, 79–80
    - UDDTs (user-defined data types), 77–78
  - standalone systems, 204–206
  - standard letters, 316–317
  - standard reports, 301, 306–311
  - standards, notes on, 149
  - star schemas, 110
  - state, defined, 211
  - state-transition diagram, 68
  - status bars, 324–325
  - stored queries, 215–216
  - strategies for design, 160
  - sub-datasheets, 270
  - sub-form controls, 281
  - subclassing, 54–56, 124





success, developing criteria for, 156–160  
     cost-benefit analyses, 162–164, 225  
 summarize operator, 99–100  
 summary reports, 307  
 support mechanisms (user assistance), 319–333  
     passive mechanisms, 320–325  
     proactive mechanisms, 320, 331–332  
     reactive mechanisms, 320, 325–331  
     training, 332  
 surrogate keys, 130–131  
 switchboard applications, 255  
 system architectures, 197–212  
 system model vs. reality, 297–299  
 system overview, documenting, 224–225  
 system parameters, defining, 148, 151–165  
     design criteria, 160–164  
     system goals, 151–156  
     system scope, 160–164  
 system reports. *See* reporting  
 system scope, determining, 160–164

**T**

tables, defining in schemas, 213–215  
 task-based architectures, 247–249  
 tasks. *See also* work processes  
     defined, 167  
     dependencies, determining, 173–174  
     identifying, 169–173  
     user scenarios, 177  
 ternary relationships, 20, 47, 60–62  
 text length constraints, 290  
 text values, controls for  
     representing, 278–282  
 textbox controls, 284–285  
 theta-join operations, 92–93  
 thin clients, 211  
 third normal form, 39–41  
 three-tiered code architecture, 198  
 three-valued logic, 86–88  
 timeline, answering questions about, 223  
 toolbar-based reporting interfaces, 308  
 tools for databases, 6–9

ToolTips, 322–323  
 total relationship participation, 20–21, 47  
 tracking changes to dimensional  
     databases, 137–138  
 tracking user activity, 218–219  
 transaction integrity, 72–73  
 Transaction Interface layer, 199–201  
 transaction tables, 122  
 transform operator, 101–102  
 TRANSFORM statement  
     (SQL), 101–102  
 transition integrity constraints, 68–69  
 TreeView controls, 270, 281  
 trigger procedures, 77  
 tuples, 11. *See also* cardinality of  
     relationships  
     transition integrity constraints, 68–69  
 two-tiered data architectures, 208–210  
 type-compatible domains, 19

**U**

UDDTs (user-defined data types), 77–78  
 unary relationships, 47, 58  
 unions, relational, 95–96  
 unknown values, 67, 73–76  
 update anomalies, 26  
 Update method, 200–201  
 UpDown controls, 283  
 usability testing, 237  
 usage scenarios, 177  
 user assistance, 319–333  
     passive mechanisms, 320–325  
     proactive mechanisms, 320, 331–332  
     reactive mechanisms, 320, 325–331  
     training, 332  
 user-centered design, 239–240  
 user-defined data types (UDDTs), 77–78  
 user expertise, designing for,  
     238–239, 319  
 user interface design, 149, 228–230  
     consistency, 243–245  
     effectiveness of, understanding, 235  
     empowering users, 239–241





- integrity maintenance. *See* integrity constraints
  - interface architectures, 247–259
    - MDIs (multiple document interfaces), 252–258
    - SDIs (single document interfaces), 249–252
    - work process support, 247–249
  - minimizing user workload, 242
  - models for, 236
  - prototypes and specifications, 229–230
  - for reporting, 308–309
  - representing entities in form
    - design, 261–273
    - hierarchies, 269–271
    - many-to-many relationships, 271–273
    - one-to-many relationships, 265–268
    - one-to-one relationships, 264
  - user levels, 238
  - Windows controls, choosing
    - for logical values, 276–277
    - for numbers and dates, 282–284
    - for sets of values, 278–282
    - for text values, 284–285
  - User Interface layer, 199
  - user-level security, 217
  - user scenarios, 177
  - User Services layer, 198
  - users, communicating with, 168–169
- V**
- validating data, 200, 276. *See also* integrity constraints
  - ValidationRule property, 81
- value ranges, restricting, 193–194, 292
  - value sets, controls for
    - representing, 278–282
  - variable-length character fields, 290
  - views (SQL Server), 85, 215–216
  - violation responses, 76
  - virtual recordsets, 200
- W**
- waterfall model, 143–144
  - weak entities, 48
  - weighted benefit analyses, 162–164
  - What's This? tips, 328–329
  - WHERE clause, SELECT statement (SQL), 89, 302
  - Windows controls, 275–286
    - for logical values, 276–277
    - for numbers and dates, 282–284
    - for sets of values, 278–282
    - for text values, 284–285
  - wizards, 257–258
  - work processes, 72
    - analyzing, 173–174
    - communicating about, 225–226
    - defining, 148, 167–173
    - defining data objects, 179–184
    - documenting, 175–176
    - entity effects, determining, 188–189
    - supporting with interface architectures, 247–249
  - workbook applications, 250
- X**
- XOR operator, 87

