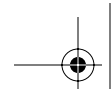


Index

A

- A shares, mutual fund, 251
- AARP (American Association of Retired Persons), 18
- Absolute analysis, 26–27
- Accidental death rider, 217
- Accredited estate planner (AEP), 296
- Action plan case study (the Glovers), 17. *See* Goal Oriented Retirement Planning (GORP) case study
- Active management, 268
- Administrative fees, variable annuities, 210
- ADRs. *See* American Depository Receipts (ADRs)
- Aggressive growth mutual funds, 241
- Alpha, investment, 271
- Alternative Minimum Tax (AMT), 185
- A.M. Best insurance company ratings, 221
- American Association of Retired Persons (AARP), 18
- American College, 293, 294
- American Depository Receipts (ADRs), 134, 172
- American Express, 73
- American Savings Education Council, 51
- Annual reports, corporate, 168
- Annuitant, 200
- Annuities, 116–117, 145–146, 199–214, 215
 - 1035 tax-free exchanges, 214
 - 403(b) plans and, 79–80
 - benefits of, 200–201
 - costs of, 202, 203, 209–210
 - criticisms of, 215–216
 - fixed, 57, 79–80, 200, 202–205, 209
 - guaranteed income from, 57–58, 116–117, 143, 145–146, 211–213
 - life expectancy and, 213–214
 - origins of, 200
 - parties in contract of, 200
 - probate process, exemption from, 202
 - safety of, 220–221
 - subaccount transfers within, 209
 - tax-deferred growth and, 200, 201–202
 - tax implications of, 52, 200, 269
 - terminal funded, 49–50
 - variable, 57, 200, 202, 205–210
 - withdrawal features, 208
- Annuitization (insured income), 54–58,
 - 116–117, 143, 145–146, 199, 211–214
 - fixed, 57, 211
 - life expectancy and, 213–214
 - popular forms of, 212
 - retirement income from, 54–58, 211–213
 - variable, 57–58, 208, 211
- Art investments, 110, 157, 232, 234
- Asset allocation, 260–262. *See also* Diversification
- Asset allocation funds, 242
- Assets
 - distribution of during retirement, 38
 - gifting of, 122
 - insuring, 198
 - leaving as a legacy, 40
 - liquidity of, 109–110



**356 Retirement Countdown: Take Action Now to Get the Life You Want****Assets (Continued)**

- marketability of, 109
- matching to retirement goals, 108–111, 112–113
- repositioning, 268–269
- systematic withdrawals from, 53–54, 55
- Association for Investment Management and Research, 296
- Assumed interest rate (AIR), 58
- Attorneys, 290
- Auto insurance, 199
- Average annual base pay, pension plans and, 71

B

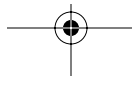
- B shares, mutual fund, 252
- Baby boomers, 7, 29, 42, 50
- Back-end loads, 252
- Balanced funds, 242
- Bank broker dealers, 290
- Banks, disclosure issues and, 291
- Bearer bonds, 181
- “Bears,” origin of term, 161
- Beating the Dow*, O’Higgins and Downes’, 269
- Benchmarking, mutual fund, 240
- Beneficiary
 - annuities, 200
 - minimum distributions from Roth IRA and, 59
- Beta coefficient, 138, 271
- Bogle, John C., 248
- Bond funds, 189, 242–245
 - liquidity of, 110
 - management expenses, 254
 - tax-free, 244–245
 - taxable, 242–244
- Bond ratings, 133, 189–190
- Bonds, 178–193
 - bearer, 181
 - call provisions on, 187
 - convertible, 187–188
 - corporate, 181–182
 - coupons, 180
 - current yield of, 180
 - duration of, 181
 - equities vs., 178
 - face amount (par value) of, 179
 - government, 183–184
 - high-yield (junk), 133, 182–183
 - income generation from, 178
 - inflation and, 110, 188–189
 - interest rates and, 134–135, 136, 178
 - laddering of, 191
 - liquidity of, 110
 - as long-term investment tool, 109, 110

- loss of principal from, 190–191
- maturity of, 180
- municipal (muni), 184–186
- mutual funds of. *See* Bond funds
- performance of, 178
- ratings of, 133, 189–190
- reasons for buying, 179
- resources on, 191
- risk of, 190, 191–192
- taxable vs. tax-free, 182
- terms describing, 179–181
- yield to call, 181
- yield to maturity (YTM), 180
- zero coupon, 186–187

- Brokerage firms, 291, 301
- Brokers, failure to disclose marketing allowances, 249–250
- Budget software programs, 115
- Budgeting, 115–116
- Buffet, Warren, 165–166
- “Bulls,” origin of term, 161
- Burial insurance, 216
- Business risk, 63–64
- Buying on margin, 170–171

C

- C shares, mutual fund, 252
- Calculators, retirement, 51
- The Calvert Group, 249
- Capital gains tax, 2003 reduction in, 308
- Case study. *See* Action plan case study (the Glovers)
- Cash balance defined benefit plans, 74–75
- Cash flow, evaluating a company’s, 169
- Central Registration Depository (CRD), 301
- Certificates of deposit (CDs), 109, 110
- Certified financial planners (CFPs), 293, 294, 297
- Certified fund specialists (CFSs), 297
- Certified public accountants (CPAs), 275, 290, 297
- Certified retirement planners (CRPs), 297
- Charitable giving, 121–122
- Charitable lead trusts (CLTs), 122
- Charitable remainder annuity trust (CRATs), 122
- Charitable remainder trusts (CRTs), 121–122
- Charitable remainder unitrusts (CRUTs), 122
- Charter financial consultant (ChFC), 293, 294, 297
- Chartered financial analyst (CFA), 296
- Chartered life underwriter (CLU), 293, 294, 297
- Chartered mutual fund consultant (CMFC), 297
- Chicago Board of Options, 160



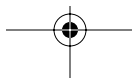


Index

357

- Children
 - gifting assets to, 40
 - insurance for, 198
 - IRA investments for, 86
 - leaving assets to as legacy, 40
 - saving for college education of, 104–107
 - Social Security survivor benefits for, 45
- Civil Service Retirement System, 82
- Closed-ended mutual funds, 238
- CLTs (charitable lead trusts), 122
- Codes of ethics, financial planner's, 294
- Coins, investments in, 224, 232, 234
- Collateralized mortgage obligations, 232
- Collectibles, 157, 224, 232–235
 - buying and selling of over eBay, 233–234
 - liquidity of, 110, 235
 - market value of, 234–235
- College education
 - 529 plans for, 106–107
 - Glovers' funding of children's (case study), 104–107
- Common stock, 157
- Companies, evaluating, 167–170
- Complexity of retirement issues,
 - procrastination and, 12–13
- Compound interest, 13–14, 109, 349–353
- Compromise, retirement goals and, 16–17
- Conservation, saving through, 23
- Contingent deferred sales charge (CDSC)
 - mutual fund B shares, 252
 - variable annuities, 210
- Convertible bonds, 187–188
- Corporate bond funds, 242–243
- Corporate bonds, 133, 181–182
- Couples
 - communicating about finances, 9, 310–311
 - conflict over investment approaches and, 16, 273–274, 276–277
 - Social Security survivor benefits and, 44
- Coupons, bond, 180
- CRATs (charitable remainder annuity trusts), 122
- Credit card debt, 114
- Credit risk, 132–133, 182
- CRUTs (charitable remainder unitrusts), 122
- Currency (foreign exchange) risk, 134
- Current yield, bond, 180

- D**
 - DCA (dollar cost averaging), 262–263
 - Death benefit, variable annuities, 207–208
 - Deferred compensation plans, 82
 - Defined benefit pension plans,
 - 48–50, 69, 70–74. *See also* Qualified retirement plans
 - cash balance plans, 74–75
 - ERISA and, 73–74
 - factors determining pension amount, 71–72
 - instability of due to corporate greed, 49–50
 - Defined contribution pension plans,
 - 48, 69, 76–82. *See also* Qualified retirement plans
 - 401(k) plans, 25, 52, 58–62, 68, 76–79, 81
 - 403(b) plans, 79–80, 81
 - 457 plans, 82
 - federal pension plans, 82
 - Derivative instruments, 242
 - Dimensions of investing, 139–141
 - Dining out, costs of during retirement, 117–118
 - Disability benefits, Social Security, 43, 45, 145
 - Disability insurance, 143, 144–145, 220
 - Disability waiver, 217
 - Disclosure, lack of by mutual fund companies, 249–250
 - Discounts, saving money from, 31
 - Diversification, 135, 137–138, 141, 186–187
 - asset allocation and, 260–262
 - Efficient Frontier theory of, 270–272
 - Monte Carlo simulation and, 141–142
 - portfolio rebalancing and, 263–265
 - tools for analyzing, 141–142
 - Dividend Reinvestment Plan (DRIP), 174
 - Dividends, 166
 - Dividend Reinvestment Plan (DRIP), 174
 - Dogs of the Dow theory and, 269–270
 - relationship to stock price, 269
 - Divisor for lifetime required distributions, 340
 - Divorce
 - impact of on retirement plans, 89, 274–276
 - phases of, 274–275
 - Social Security benefits and, 45–46
 - Do-it-yourself financial planning, 286–289
 - analysis and evaluation of financial status, 288
 - developing recommendations, 288–289
 - gathering data, 287–288
 - implementing recommendations, 289
 - monitoring the plan, 289
 - setting goals, 286–287
 - Dogs of the Dow*, 269
 - Dogs of the Dow theory, 269–270, 271
 - Dollar cost averaging (DCA), 262–263
 - Domini Social Equity Fund, 248
 - Double indemnity, 217
 - Dow Industrials, 135, 137, 267
 - Downsizing to smaller home, 118
 - Durable power of attorney, 278
 - Duration, bond, 181
 - Dychtwald, Ken, 29





E

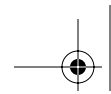
E-TRADE, 316
Early retirement, defined benefit pension plans and, 72
Earnings per share, evaluating, 169
eBay, 233–234
Economic Growth and Tax Relief Act of 2001, 79, 81
Efficient Frontier theory, 270–272
Emergency fund, extended life expectancy and, 120
Emerging market funds, 241
Employee Benefit Research Institute (EBRI), 146
Employee Retirement Income Security Act (ERISA), 73–74
Employee stock ownership plans (ESOPs), 83
The Endurance, perseverance and, 312–315
Enhanced index funds, 248
Enrolled agent (EA), 297
Enron, 24, 25
Equity-indexed fixed annuities, 204–205
Equity indices, 248
Equity investments, 156–175
 bonds vs., 178
 buying on margin, 170–171
 company research when purchasing, 167–170
 compound annual growth rate of, 162
 dividends and, 166, 174
 individual stocks, 162–175
 international through non-U.S. securities, 171–172
 international through U.S. securities, 171
 large-cap stocks, 163–164
 micro-cap stocks, 165
 mid-cap stocks, 164
 mutual funds, 163, 240–241, 254
 small-cap stocks, 164–165
 style boxes and, 166–167
 utilities, 172
 value vs. growth stocks, 165–166
Equity mutual funds, 163, 240–241, 254
Equity real estate investment trusts (REITs), 227–228
ERISA. *See* Employee Retirement Income Security Act (ERISA)
Estate planning, 199, 278–279
Excise taxes on required minimum distributions, 60
Expense fees, mutual fund, 253

F

Face amount, bond, 179
Fannie Mae, 229, 231

Federal agency mortgage-backed securities. *See* Mortgage-backed securities
Federal Deposit Insurance Corporation (FDIC), 110
Federal Employees Retirement System, 82
Federal estate taxes, 278–279
Federal Home Loan Mortgage Corporation Act (Freddie Mac), 229, 231
Federal National Mortgage Association (Fannie Mae), 229, 231
Federal pension plans, 82
FICA taxes, 42
Fidelity Magellan Fund, 239
59.5 rules, 84, 85–86, 88
Financial advisors, 292–301
 checking background of, 300–301
 company-backed, 296
 compensation of, 292, 299, 300
 independent, 296, 297
 interviewing potential, 298–300
 professional designations, 293–294, 296–298
 trust and, 294–295
Financial planning, 284–304. *See also* Goal Oriented Retirement Planning (GORP)
 do-it-yourself approach to, 286–289
 professional help with. *See* Financial advisors
Financial Planning Association (FPA), 293
Financial planning seminars, 295
Financial products
 absolute vs. relative comparison of, 27
 distribution of over Internet, 301
Financial service providers, 290–301. *See also* Financial advisors
 compensation of, 292, 299, 300
 lists of, 290
 preferential treatment of certain products, 291
 role in retirement planning, 291–292
 as salespeople, 294
 selecting, 292–301
 trust and, 294–295
Financial services industry
 disclosure of relationships among entities, 291
 industry watchdogs for, 300–301
 professional designations within, 293–294
 shift from trading to consultative services, 301–302
Financials, evaluating a company's, 168, 169
First Executive Corporation, 50
529 plans, 106–107
Fixed annuities, 200, 202–205
 403(b) plans and, 79–80
 costs of, 203, 209





Index

359

- equity indexed, 204–205
 - liquidation fees, 203
 - minimum lifetime guaranteed interest rate, 202–203
 - retirement income from, 57–58, 211
 - Fixed annuitization, 57–58, 211
 - Fixed-income investments (bonds). *See* Bonds
 - Flexible portfolio funds, 242
 - Foreign exchange (currency) risk, 134
 - Foreign investment risk, 134
 - Forensic CPAs, 275
 - Foundations, 121
 - 457 plans, 58–62, 69, 81, 82
 - 401(k) plans, 68, 76–79
 - borrowing from, 78
 - “catch-up” provisions for, 81
 - contribution limits, 77
 - decreasing rates of participation, 25
 - employer matching of
 - contributions to, 77, 78
 - minimum distributions from, 58–62
 - taxation of, 52
 - time until vested in, 77
 - 403(b) plans, 79–80, 81
 - Freddie Mac, 229, 231
 - Front-end loads, 251
 - Full retirement benefits, Social Security, 44–45
 - Full-service brokerage firms, 300
 - Full-time employment, retirement income from, 51
 - Futures, 242
- G**
- Gap analysis, 30–31
 - Geneen, Harold, 9–10
 - Generation groups, savings
 - characteristics, 27–30
 - Generation X, 28–29
 - Generation Y, 27–28
 - Gifts, 122
 - Ginnie Mae, 228–231
 - Global asset allocation funds, 242
 - Global bond funds, 243
 - Global equity funds, 241
 - Glovers’ case study. *See* Goal Oriented Retirement Planning (GORP) case study
 - Goal Oriented Retirement Planning (GORP), 4–5, 96–125
 - assets, matching with goals, 108–111, 112–113
 - budgeting and, 115–116
 - case study of (the Glovers). *See* Goal Oriented Retirement Planning (GORP) case study
 - compromises and, 16–17
 - deciding to spend or save, 308–309
 - do-it-yourself approach to, 286–289
 - expenses, pre- vs. postretirement, 117–119
 - finances, snapshot of current, 100–102
 - financial planners and, 290–301
 - fixed-income investments (bonds) and, 192
 - gap analysis between goal and current savings, 30–31
 - goals, establishing, 31–34, 103–105
 - goals, modifying, 31–34, 115
 - goals, prioritizing, 108
 - goals, reasons for failure to meet, 97–98
 - impact of returns on retirement goals, 32–33
 - income replacement goals, 122–123
 - individual stock investments and, 174
 - inheritance and, 120
 - insurance and annuities and, 221
 - life expectancy and, 119–120
 - mountain-climbing analogy, 7–9, 103
 - moving forward with, 307–308
 - mutual funds and, 254
 - perseverance and, 311–312
 - procrastination and, 10–16, 309–310
 - qualified retirement plans and, 89–91
 - relationships and, 310–311
 - risk management and, 152–153
 - shortfalls, managing, 111, 114–115
 - spending vs. investing and, 308–309
 - steps in, 5–6, 307
 - success, creating culture for, 99–100
 - Goal Oriented Retirement Planning (GORP)
 - case study, 17, 322–336
 - Glovers’ current financial status, 322–326, 329
 - goals, establishing, 104–107, 328, 330–332
 - goals, modifying, 31–34
 - insurance review, 327
 - shortfalls, managing, 31–34, 111, 114–115, 332–336
 - tax planning and, 327
 - Gold investments, 110, 224, 232
 - GORP. *See* Goal Oriented Retirement Planning (GORP)
 - Gosnell, Richard, 267
 - Government bond funds, 243–244
 - Government bonds, 183–184
 - Government employees, retirement plans for, 68, 69, 82
 - Government National Mortgage Association (Ginnie Mae), 228–231
 - Greenspan, Alan, 18
 - Growth and income mutual funds, 241
 - Growth mutual funds, 241
 - Growth stocks, 165–166
 - Guaranteed minimum account benefits (GMABs), 208

**360 Retirement Countdown: Take Action Now to Get the Life You Want**

Guaranteed minimum income benefits (GMIBs), 208
 Guaranteed minimum withdrawal benefits (GMWBs), 208

H

H shares, mutual fund, 252
 Health
 annuitization (insured income) and, 213–214
 life expectancy and, 142
 retirement goals and, 34
 Health care directive, 278
 Health insurance, 64, 143, 146–148, 199, 219
 Healthcare costs, loss of income to, 117, 146–148
 High-yield (junk) bonds, 182–183, 243
 Hobbies, 33, 118
 Home improvements, 118
 Homeowners insurance, 199
 Hybrid mutual funds, 240, 242
 Hybrid real estate investment trusts (REITs), 228
 Hybrid shares, mutual fund, 252

I

I shares, mutual fund, 252–253
 Income allocation, 62
 Income-equity mutual funds, 241
 Income, guaranteed. *See* Annuitization (insured income)
 Income-mixed funds, 242
 Income, retirement. *See* Retirement income
 Income taxes
 deferred with annuities, 201–202
 inflation-indexed bonds and, 189
 municipal bonds and, 185–186
 taxable vs. tax-free bonds and, 182
 zero coupon bonds and, 186
 Independent financial planners, 290
 Indeterminate premium life insurance, 218
 Index funds, 248, 269
 Indexing, 83
 Individual Retirement Accounts (IRAs), 68, 69, 85–89
 “catch-up” provisions for, 81
 divisor for calculating lifetime required distributions, 340
 life expectancy tables for inherited, 340–346
 minimum distributions from, 58–62
 penalties on early withdrawals from, 85–86
 Roth IRAs. *See* Roth IRAs

Simplified Employee Pension IRAs (SEP-IRAs), 83
 stretch IRAs, 86
 tax efficiency of, increasing, 92
 taxation of, 52
 traditional IRAs, 86–87

Inflation

affect on retirement income, 64
 bonds and, 110, 188–189
 compound annual growth rate of, 162
 as investment risk, 110, 135

Inflation-indexed bonds, 188–189**Inheritance**

as investable asset, 35
 setting aside assets for, 40, 120

Inherited IRAs, life expectancy tables for, 340–346**Initial public offering (IPO), 160****Institutional “I” shares, mutual funds, 252–253****Insurance, 196–222**

annuities. *See* Annuities
 for assets *not* liabilities, 198
 auto, 199
 burial, 216
 determining need for, 197–198
 disability, 143, 220
 health, 143, 146–148, 199, 219
 homeowners, 199
 income (annuitization). *See* Annuitization (insured income)
 life, 143–144, 198–199, 216–219
 long-term care, 143, 148–149, 199, 219
 MediGap, 143, 151
 mortgage, 216
 postretirement risks and, 199
 preretirement risks and, 198–199
 riders, 144, 217

Insurance agents, 290**Insurance companies**

disclosure of relationships and, 291
 ratings of, 27, 221

Insurance industry, safety of, 220–221**Insurance regulatory agencies, 220****Interest**

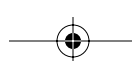
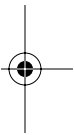
compound, 13–14, 109, 349–353
 simple, 14

Interest rates

bond performance and, 134–135, 136, 178
 risk and, 63–64, 134–135, 136
 volatility of, 178

Interest-sensitive whole life, 218**International equity funds, 241****International investments, 134, 171–172****Internet**

distribution of financial products over, 301
 reliability of information from, 18, 316

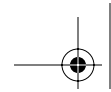




Index

361

- as source of postretirement job opportunities, 51
- as source of retirement planning information, 18
- Interview, potential financial advisor, 186–187
- Investing
 - in areas of personal interest, 157–158
 - choosing to save rather than spend, 308–309
 - dimensions of, 139–141
 - generational characteristics of, 27–30
 - loss of returns in from delaying, 33–34
 - resources on, 156
 - three-dimensional view of, 139–141
- Investment Company Act (1980), 253
- Investment Company Institute (ICI), 238, 240, 246
- Investment management, 258–280
 - asset allocation, 260–262
 - of assets in qualified retirement plans, 91–92
 - differing styles of in a relationship, 273–274, 276–277
 - diversification and, 135, 137–138, 270–272
 - dividend-paying stocks and, 269–270
 - dollar cost averaging (DCA) and, 262–263
 - lifestyle investing and, 272–273
 - “optimizing” strategies, 271
 - passive vs. active, 239, 267–268
 - rebalancing of assets, 263–265
 - repositioning assets, 268–269
 - risk management strategies, 138–139, 258–260
- Investment products, online distribution of, 301
- Investment pyramid, 138–139, 272
- Investment research, 167–170, 265–266
- Investments
 - annuities. *See* Annuities
 - beta coefficient of, 138, 271
 - bonds. *See* Bonds
 - choice of in qualified retirement plans, 91–92
 - collateralized mortgage obligations, 232
 - collectibles, 157, 224, 232–235
 - compound annual growth rate of different, 162
 - equity. *See* Equity investments
 - impact of returns on retirement goals, 32–33
 - inflation and, 110
 - insurance. *See* Insurance
 - liquidity of, 109–110
 - managing. *See* Investment management
 - matching with goals, 109–111
 - mortgage-backed securities, 228–231
 - mutual funds. *See* Mutual funds
 - precious metals, 224, 232
 - real estate, 224–228
 - relative vs. absolute evaluation of, 27
 - researching, 167–170, 265–266
 - retirement income from, 50
 - standard deviation of, 265–266
- IRAs. *See* Individual Retirement Accounts (IRAs)
- ITT Corporation, 9, 10
- J**
- Jobs, working during retirement, 51, 64
- Joint life expectancy, 142, 343–346
- Joint ownership of assets, 278
- Junk (high-yield) bonds, 133, 182–183
- Juris doctorate (JD), 297
- K**
- Kelley Blue Book, 234
- Keogh plans, 84–85
- L**
- Laddering of bonds, 191
- Large-cap stocks, 162, 163–164
- Late trading violations, mutual funds, 249
- Lawler, Mary, 274–275
- Lehman Brothers Aggregate Bond index, 267
- Leverage
 - buying on margin and, 170–171
 - real estate investing and, 225
- “Life event triage”, 13
- Life expectancy, 14–15, 62–63, 64
 - calculators for, 120
 - emergency fund in case of extended, 120
 - forecasting, 63
 - investment risk and, 142
 - life expectancy tables, 15, 340–346
 - minimum distributions from qualified plans and, 59–60, 61
 - systematic withdrawals from investments and, 54, 55
 - underestimating, 119–120
- Life insurance, 143–144, 198–199, 216–219
- Lifestyle investing, 272–273
- Lifetime required distributions, divisor to use for, 340
- Limit Order, 173, 174
- Limited partnerships, real estate investing and, 226–227
- Lincoln, Abraham, 315–316
- Lipper, 243
- Liquidation fees, fixed annuities, 203
- Liquidity, 109–110, 224, 235
- Living trusts, 278
- Loans from 401(k) plans, 78

**362 Retirement Countdown: Take Action Now to Get the Life You Want**

Long-term capital gains taxes, 48
 Long-term care (LTC) insurance, 143, 148–149, 199, 219
 Long-term goals, matching assets to, 109
 Long-term government bonds, 162
 LTC insurance. *See* Long-term care (LTC) insurance
 Lucent, 147–148
 Lynch, Peter, 165–166, 239

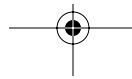
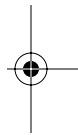
M

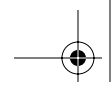
Major medical insurance, 219. *See also*
 Health insurance
 Maloney Act, 301
 Management expenses, mutual fund, 253–254
 Management fees, variable annuities, 209
 Management team, evaluating a company's, 168–169
 Margin, buying on, 170–171
 Market capitalization (market cap), 159, 160, 163, 164
 Market risk, 63–64, 132
 Market timing, mutual fund mismanagement and, 249
 Marketability, 109
 Marriage. *See also* Divorce
 conflict over investment approaches in, 16, 273–274, 276–277
 importance of communicating about finances, 9, 310–311
 Social Security survivor benefits and, 44
 Massachusetts Investors Trust, 238
 Maturity, bond, 180
 Medicaid, 149
 Medical expenses, 64, 117, 146–147
 Medicare, 117, 146, 149–151
 Medicare+Choice, 149, 150–151
 MediGap insurance, 117, 143, 151
 Men, shorter lifespan of, 16, 142
 Micro-cap stocks, 165
 Mid-cap stocks, 164
 Milken, Michael, 182–183
 Minimum distributions from qualified plans, 58–62
 Mission statements, 169
 Money markets, 109, 110, 240, 245–246, 254
 Monte Carlo simulator, 141–142
 Moody's
 bond ratings, 133, 189–190
 insurance company ratings, 221
 Morningstar
 diversification tools offered by, 141
 mutual fund rankings, 240
 style boxes, 166–167, 246–247
 Mortality fees, variable annuities, 210
 Mortgage-backed funds, 244

Mortgage-backed securities, 228–231
 Mortgage insurance, 216
 Mortgage real estate investment trusts (REITs), 228
 Motley Fool, 316
 Mountain-climbing analogy, retirement planning and, 7–9, 103
 Multipliers, pension plans and, 71
 Municipal bonds (munis), 184–186
 Mutual fund companies
 disclosure of relationships and, 249–250, 291
 fraud and mismanagement allegations, 249–250
Mutual Fund Fact Book, 238
 Mutual funds, 163, 238–255
 benchmarking, 240
 of bonds. *See* Bond funds
 categories of, 240
 closed-ended, 238
 cost of vs. annuities, 210
 equity funds, 240–241
 equity indices, 248
 evaluating, 246–247
 expenses, 250–254
 growth in by type, 238
 history of, 238
 hybrid, 242
 inflation and, 110
 liquidity of, 110
 as long-term investment tool, 109, 110
 management expenses, 253–254
 money market. *See* Money markets
 NAV (net asset value), 252
 number of, 238
 open-ended, 239–240
 rankings of, Morningstar's, 240
 share classes and charges, 251–253
 socially responsible investment (SRI), 248–249
 unit investment trusts (UITs), 239

N

NASDAQ 100, 267
 NASDAQ (National Association of Securities Dealer Automated Quotations), 159–160
 National Association of Insurance Commissioners (NAIC), 220
 National Association of Personal Financial Advisors (NAPFA), 293, 294
 National Association of Securities Dealers (NASD), 291, 300–301
 National broker dealers, 290
 National municipal bond funds, 244–245
 National Retirement Planning Coalition, 24, 40





Index

363

National Retirement Planning Week, 18
 National Summit on Retirement Savings, 27
 National tax-exempt money market funds, 246
 NAV (net asset value), 252
 Neuro Linguistic Programming, 310–311
 New York Stock Exchange (NYSE), 159, 160
 Newton, Sir Isaac, 7
 Nonprofit employees, retirement plans for, 79–81, 82
 Nonqualified annuities, 52
 Nonqualified retirement plans, 52, 69
 North American Securities Administrators Association (NASAA), 300–301
 Nursing-home insurance (long-term care insurance), 143, 148–149, 199, 219
 NYSE. *See* New York Stock Exchange (NYSE)

O

Online brokerage services, 301
 Open-ended mutual funds, 239–240
 “Optimizing”, 271
 Optional benefit fees, variable annuities, 210
 Over-the-counter (OTC) stocks, 160

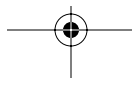
P

Pacific Stock Exchange, 160
 Par value, 179
 Part-time employment, retirement income from, 51, 64
 Passions, investing based on, 157–158
 Passive management, 239, 267
 PE ratio, evaluating, 169
 Penny stocks, 158
 Pension Benefit Guarantee Corporation (PBGC), 48–50
 Pensions. *See* Defined benefit pension plans
 Perfection, incapacitation due to search for, 16
 Perseverance
 example of *The Endurance*, 312–315
 importance of to retirement planning, 311–312
 Personal Earnings and Benefits Statement, Social Security, 347–348
 Personal financial specialist (PFS), 297
 Personal savings rates, 25
 Philadelphia Stock Exchange, 158–159
 Policy fee, variable annuity, 209
 Portfolio management. *See* Investment management
 Power Checklists
 financial planning and, 303–304
 fixed-income investments (bonds), 193
 getting started with a retirement plan, 19–20

insurance and annuities, 221–222
 investment management, 279–280
 mutual funds and, 255
 qualified retirement plans, 92–93
 real estate investments, 236
 retirement income and, 65–66
 risk management and, 153
 saving for retirement, 35–36
 stock investments and, 175
 taking action on a retirement plan, 318–319
 Precious metals, 224, 232
 Preferred dividends, 157
 Preferred stock, 157
 Price earning (PE) ratio, 169
 Probate, 202, 278
 Procrastination, retirement planning and, 10–16, 309–310
 Professional designations, financial service providers, 293, 296–298
 Profit sharing plans, 82–83
 Puppies of the Dow theory, 270

Q

QTIP. *See* Qualified terminable interest property trust (QTIP)
 Qualified domestic relations order (QDRO), 89, 275
 Qualified retirement plans, 68–93
 average percent of retirement income from, 47
 cash balance defined benefit plans, 74–75
 defined contribution plans, 48, 69, 76–82
 divorce and, 89, 275, 276
 employee stock ownership plans (ESOPs), 83
 funding of, determining best amounts, 89–91
 investment strategies for, 91–92
 IRAs. *See* Individual Retirement Accounts (IRAs)
 Keogh plans, 84–85
 minimum distributions from, 58–61
 nonqualified plans vs., 69
 participation rates, 68–69
 penalties on early withdrawals from, 53
 pensions (defined benefit plans), 48–50, 69, 70–74
 postretirement income from, 47–50
 profit sharing plans, 82–83
 SIMPLE plans, 84
 Simplified Employee Pension IRAs (SEP-IRAs), 83
 stock bonus plans, 82–83
 tax efficiency of, increasing, 92
 taxation of, 52



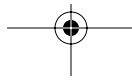
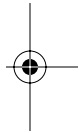
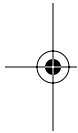
**364 Retirement Countdown: Take Action Now to Get the Life You Want**

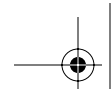
Qualified terminable interest property trust (QTIP), 276
 Qualified Tuition Program (QTP), 106–107
 Qualitative evaluation measures, 168
 Quantitative evaluation tools, 168
 Quasi community property, 274

R

R shares, mutual fund, 253
 r-squared, 271
 Ratings, bond, 133, 189–190
 Real estate, 224–228
 1035 tax-free exchanges, 214, 225
 inflation and, 110
 as leveraged investment, 225
 limited partnerships and, 226–227
 liquidity, lack of with, 109, 110
 as long-term investment tool, 109, 110
 marketability of, 109
 real estate investment trusts (REITs), 227–228
 time shares and, 226–227
 Real estate investment trusts (REITs), 110, 227–228
 Recessions, S&P 500 and, 258, 259
 Recreation, costs of during retirement, 117–118
 Redemption fees, mutual fund share, 252
 Regional equity funds, 241
 Registered financial consultant (RFC), 298
 Registered investment advisor (RIA), 297
 Reinvestment risk, 135
 REITs. *See* Real estate investment trusts (REITs)
 Relationships
 communicating about finances, 9, 310–311
 conflict over investment approaches in, 16, 273–274, 276–277
 Relative comparison, 26–27
 Required minimum distribution (RMD), 58–62
 Retirement, 116–120. *See also* Goal Oriented Retirement Planning (GORP); Retirement income; Retirement savings
 early and pensions, 72
 expenses that decrease during, 118
 expenses that increase during, 117–118
 life expectancy and, 119–120
 as most important goal, 116–117
 Retirement action plan. *See* Goal Oriented Retirement Planning (GORP) case study
 Retirement Countdown Web site, 317
 Retirement goals. *See also* Goal Oriented Retirement Planning (GORP)
 budgeting to meet, 115–116
 establishing, 31–34, 103–107, 286–287
 impact of returns on, 32–33

 matching assets with, 108–111, 112–113
 modifying, 31–34, 115
 prioritizing, 108
 reasons for failure to meet, 97–98
 retirement as ultimate, 116–117
 Retirement income, 26, 40–52
 allocating assets for specific streams of, 62
 determining amount needed, 22, 22–25
 factors affecting, 34–35
 gap analysis of goal vs. current savings, 30–31
 goals for, establishing, 22–25, 38–39, 122–123
 increasing by delaying retirement, 52
 from insured income (annuities), 54–58
 from investments, 50
 lack of saving for adequate, 25–26
 life expectancy and, 62–63
 from pensions and qualified plans, 47–50, 58–61
 risks affecting, 63–65
 from Social Security, 40–47
 systematic withdrawals and, 53–54
 taxation of, 52
 from work, 51, 64
 Retirement planning. *See* Goal Oriented Retirement Planning (GORP)
 Retirement planning seminars, 295
 Retirement plans, nonqualified. *See* Nonqualified retirement plans
 Retirement plans, qualified. *See* Qualified retirement plans
 Retirement “R” shares, mutual funds, 253
 Retirement savings
 calculator for, 51
 gap between goal and current state of, 30–31
 inheritance and, 35
 rates of, 25–26, 29
 setting goals for, 31–34
 Revenue Act of 1978, 76
 Riders, insurance, 144, 217
 Risk, 131–138
 affect of on retirement income, 63–65
 available time horizon and, 34
 credit and business risk, 132–133
 currency (foreign exchange) risk, 134
 differing comfort with by members of couple, 273–274, 276–277
 diversification risk, 135, 137–138
 foreign investment risk, 134
 health/mortality, 142
 inflation risk, 135
 interest rate risk, 134–135, 136
 market volatility, 63–64, 132





Index

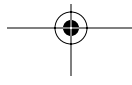
365

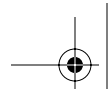
Risk management, 130–131, 138–139
 insurance as tool for, 143–151
 investment pyramid, 138–139
 Monte Carlo simulator, 141–142
 three-dimensional view of investments
 and, 139–141
 Risk-reward strategy, 258–260
 asset allocation and, 260–262
 bond investments and, 191–192
 individual stock investments and,
 172–173
 Risk tolerance, 34–35
 differing between members of couple,
 273–274, 276–277
 Robbins, Anthony, 98
 Roth IRAs, 47, 87–89
 converting traditional plans to, 89
 minimum distributions from, 59
 tax deferred growth of, 88
 taxation of, 52
 Roth, William V., 87
 Rule of 72, 13
 Russell 3000, 267

S

S&P 500, 135, 137, 258, 259, 267
 Sales/revenue growth, evaluating a
 company's, 169
 Salespeople, trust and, 294–295
 Saving, spending vs., 308–309
 Savings accounts, 109
 Savings Bonds, 183, 184
 Savings characteristics, generational, 27–30
 Savings Incentive Match Plan for Employees
 (SIMPLE), 81, 84
 Sector mutual funds, 241
 Securities Act of 1933, 161
 Securities and Exchange Commission
 (SEC), 161–162
 Securities Exchange Act of 1934, 161
 Self-employed
 Keogh plans for, 84–85
 SEP-IRAs for, 83
 SEP-IRAs, 83
 Shackleton, Sir Ernest, 312–315
 Share classes, mutual fund, 251–253
 Shares, mutual fund, 157
 Short-term goals, matching assets to, 109
 Shortfalls, managing, 111, 114–115
 Silent Generation, 30
 SIMPLE plans, 81, 84
 Simplified Employee Pension IRAs
 (SEP-IRAs), 83
 Single life expectancy, 340–342
 Small Business Protection Act of 1996,
 83, 84, 106

Small businesses
 SEP-IRAs for, 83
 SIMPLE plans for, 84
 Small-cap stocks, 164–165
 Small company stock, compound annual
 growth rate of, 162
 Small Dogs of the Dow theory, 270
 Social Security, 40–47, 347–348
 attempts to fix, 43, 47
 history of, 42
 payroll contributions to, 43
 projected shortfall of, 7, 42, 47
 Social Security benefits
 average percent of retirement income
 from, 26, 40
 calculation of, 44, 347–348
 disability benefits, 43, 45, 145
 divorce and, 45–46
 full retirement benefits, 44–45
 maximizing, 46–47
 Personal Earnings and Benefits
 Statement, 42, 347–348
 postponing, 46, 52
 survivor benefits, 43, 44, 45, 46
 taxation of, 45
 Socially responsible investment
 (SRI) funds, 248–249
 Spending
 pre- vs. postretirement, 117–119
 saving vs., 308–309
 Spouses
 conflict over investment approaches
 between, 16, 273–274, 276–277
 importance of communicating about
 finances, 9, 310–311
 IRA contributions for nonworking, 87
 Social Security survivor benefits and, 44
 spousal exception and required minimum
 distributions (RMA), 61
 Standard & Poor's
 bond ratings, 133, 189–190
 insurance company ratings, 221
 Standard deviation, 265–266
 State municipal bond funds, 244
 State tax-exempt money market funds, 246
 Stock bonus plans, 82–83
 Stock dividends, 166, 174
 Stock exchanges, 133, 159–160
 Stock Interception program,
 Morningstar's, 141
 Stock market
 bull and bear markets, 161
 compound annual growth rate of
 investments in, 162
 history of stock exchanges, 158–160
 SEC oversight of, 161–162





366 Retirement Countdown: Take Action Now to Get the Life You Want

- Stocks, 162–175
 buying on margin, 170–171
 common, 157
 dividends and, 166, 269–270
 donating to charity, 121
 evaluating, 166–167
 goal-oriented financial planning and, 174
 growth, 165–166
 inflation and, 110
 international, 171–172
 large-cap, 163–164
 liquidity of, 110
 as long-term investment tool, 109, 110
 micro-caps, 165
 mid-caps, 164
 over-the-counter (OTC), 160
 penny, 158
 preferred, 157
 researching, 167–170
 risk-reward strategy and, 172–173
 shares of, 157
 small-cap, 164–165
 utility, 172
 value vs. growth, 165–166
- Strategic income funds, 244
- Stretch IRAs, 86
- Style boxes, Morningstar's, 166–167, 246–247
- Subaccounts, variable annuities and, 58, 205, 206–207, 209
- Success, creating culture for, 99–100
- Supplemental disability income insurance, 143, 144–145, 220
- Survivor benefits, Social Security, 43, 44, 45, 46
- Systematic investment programs, 262, 263
- Systematic investment risk, 132–138
 credit and business risk, 132–133
 currency (foreign exchange) risk, 134
 diversification risk, 135, 137–138
 foreign investment risk, 134
 inflation risk, 135
 interest rate risk, 134–135, 136
 market volatility, 132
- Systematic withdrawals from investments, 53–54
- T**
- Tax bracket reductions, 2003, 308
- Tax changes, affect on retirement income, 64–65
- Tax-deferred contributions, Roth IRAs and, 90
- Tax-exempt money market funds, 245–246
- Tax-free bond funds, 240, 244–245
- Tax-free bonds, 182, 185
- Tax Payer Relief Act of 1997, 87–88
- Tax rebates, 2003, 308
- Tax Sheltered Annuities (TSAs), 69
- Taxable bond funds, 240, 242–244
- Taxable bonds, 182
- Taxable money markets, 245
- Taxes
 on 401(k), 52
 early withdrawal penalties, 53
 excise on required minimum distributions, 60
 federal estate taxes, 278–279
 on non-Roth IRAs, 52
 on nonqualified annuity payments, 52
 on nonqualified plan investments, 52
 on pensions, 52
 on Social Security income, 45
- Teachers, 403(b) plans for, 79–81
- 10-K's (corporate annual reports), 168
- 1035 tax-free exchanges, 214, 225
- Term life insurance, 217
- Terminal funded annuities, 49–50
- Three-dimensional view of investments, 139–141
- Thrift Savings Plan, 82
- Time horizon, risk and, 34
- Time management, 13
- Time shares, 226–227
- TIPS. *See* Treasury Inflation-Protected Securities (TIPS)
- Total market cap, 159, 160
- Total return mutual funds, 241
- Traditional IRAs, 86–87
 converting to Roth IRAs, 89
 penalties on early withdrawals from, 86
- Travel, cost of during retirement, 117–118
- Treasury bills, 109, 162, 183, 184
- Treasury Inflation-Protected Securities (TIPS), 188–189
- Treasury notes, 184
- Trusts, 121–122, 276, 278
- 12(b)(1) fees, 249, 250, 251, 252, 253
- U**
- UITs. *See* Unit investment trusts (UITs)
- Union-sponsored retirement plans, 90
- Unit investment trusts (UITs), 239
- Universal life insurance, 218
- U.S. Savings Bonds, 183, 184
- U.S. Treasury bills, 162, 183, 184
- U.S. Treasury notes, 184
- Utilities, investing in, 172
- V**
- Value Line, 167
- Value stocks, 165–166
- Vanguard 500 Index fund, 248





Index

367

Variable annuities, 200, 205–210
403(b) plans and, 79–80
costs of, 202, 209–210
death benefit options, 207–208
fixed annuities vs., 205
investment options (subaccounts),
205, 206–207, 209
retirement income from, 57–58, 208
withdrawal features, 208
Variable annuitization, 57, 211
Variable universal life, 218
Volatility, 132, 138, 224, 271–272
Volume of shares traded, evaluating, 169–170

W

Waiver of premium rider, 217
Wearaway provisions, 75
Web sites
pension plan information from, 70
reliability of information from, 18, 316
Retirement Countdown, 317

Whole life insurance, 218
Withdrawal features, variable annuities, 208
Withdrawal, systematic from
investments, 53–54
Women, longer lifespan of, 16, 142
Working during retirement, 51, 64
World bond funds, 243
World equity funds, 241

X

X-ray diversification tool, Morningstar's, 141

Y

Years of service, pension plans and, 71
Yield, bond, 180
Yield to call, 181
Yield to maturity (YTM), 180

Z

Zero coupon bonds (zeros), 186–187

