

My iPad[®] for Seniors

THIRD EDITION



COVERS

iOS 9 for all models of iPad Air, iPad mini, iPad Pro, iPad 3rd/4th generation, and iPad 2.

que

AARP
Real Possibilities

Gary Rosenzweig
Gary Eugene Jones

FREE SAMPLE CHAPTER



SHARE WITH OTHERS

My iPad[®] *for* Seniors

THIRD EDITION

Gary Rosenzweig
Gary Jones

que[®]

800 East 96th Street,
Indianapolis, Indiana 46240 USA

AARP[®]
Real Possibilities

My iPad® for Seniors, Third Edition

Copyright © 2016 by Pearson Education, Inc. All rights reserved.

AARP is a registered trademark.

No part of this publication may be reproduced, stored in a retrieval system, or transmitted in any form or by any means, electronic, mechanical, photocopying, recording, scanning, or otherwise, except as permitted under Section 107 or 108 of the 1976 United States Copyright Act, without the prior written permission of the Publisher. No patent liability is assumed with respect to the use of the information contained herein.

Limit of Liability/Disclaimer of Warranty: While the publisher, AARP, and the author have used their best efforts in preparing this book, they make no representations or warranties with respect to the accuracy or completeness of the contents of this book and specifically disclaim any implied warranties of merchantability or fitness for a particular purpose. No warranty may be created or extended by sales representatives or written sales materials. The advice and strategies contained herein may not be suitable for your situation. You should consult with a professional where appropriate. The publisher, AARP, and the author shall not be liable for any loss of profit or any other commercial damages, including but not limited to special, incidental, consequential, or other damages. The fact that an organization or website is referred to in this work as a citation and/or a potential source of further information does not mean that the publisher, AARP, and the author endorse the information the organization or website may provide or recommendations it may make. Further, readers should be aware that Internet websites listed in this work may have changed or disappeared between when this work was written and when it is read.

ISBN-13: 978-0-7897-5533-9

ISBN-10: 0-7897-5533-5

Library of Congress Control Number: 2015952359

Printed in the United States of America

First Printing: November 2015

Trademarks

All terms mentioned in this book that are known to be trademarks or service marks have been appropriately capitalized. Que Publishing cannot attest to the accuracy of this information. Use of a term in this book should not be regarded as affecting the validity of any trademark or service mark.

Warning and Disclaimer

Every effort has been made to make this book as complete and as accurate as possible, but no warranty or fitness is implied. The information provided is on an “as is” basis. The author(s), AARP, and the publisher shall have neither liability nor responsibility to any person or entity with respect to any loss or damages arising from the information contained in this book.

Special Sales

For information about buying this title in bulk quantities, or for special sales opportunities (which may include electronic versions; custom cover designs; and content particular to your business, training goals, marketing focus, or branding interests), please contact our corporate sales department at corpsales@pearsoned.com or (800) 382-3419.

For government sales inquiries, please contact governmentsales@pearsoned.com.

For questions about sales outside the U.S., please contact international@pearsoned.com.

Editor-in-chief

Greg Wiegand

Senior Acquisitions Editor and Development Editor

Laura Norman

Managing Editor

Kristy Hart

Marketing

Dan Powell

Director, AARP Books

Jodi Lipson

Project Editor

Lori Lyons

Proofreader

Kathy Ruiz

Indexer

Erika Millen

Cover Designer

Mark Shirar

Compositor

Bronkella Publishing

Graphics Technician

Tammy Graham

Contents at a Glance

Chapter 1	Getting Started	3
Chapter 2	Customizing Your iPad	39
Chapter 3	Networking and Syncing	63
Chapter 4	Playing Music and Video	89
Chapter 5	Reading Books	117
Chapter 6	Organizing Your Life	133
Chapter 7	Surfing the Web	159
Chapter 8	Communicating with Email and Messaging	185
Chapter 9	Taking and Editing Photos	209
Chapter 10	The World of Apps	239
Chapter 11	Exploring the World with Your iPad	271
Chapter 12	Enhancing Your Next Meal with Your iPad	315
Chapter 13	Communicating with Loved Ones Using Your iPad	339
Chapter 14	Finding and Using Apps for Entertainment	371
Chapter 15	Keeping Informed Using News and Weather Apps	409
Chapter 16	Using Apps That Help You Stay Healthy and Fit	435
Chapter 17	Using Apps to Enhance Your Daily Life and Save Money	467
	Index	503

Bonus Chapter, "Writing with Pages," available online.

Register your book at quepublishing.com/register for access to the bonus chapter.

Find this bonus chapter and other helpful information on this book's website at quepublishing.com/title/9780789755339.

Table of Contents

1	Getting Started	3
	Generations of iPads	3
	Identifying Your iPad	4
	iOS 9	5
	The iPad Buttons and Switches	6
	The Home Button	6
	The Wake/Sleep Button	7
	The Volume Control	8
	The Side Switch	9
	Orientation and Movement	9
	Screen Gestures	10
	Tapping and Touching	10
	Pinching	10
	Dragging and Flicking	11
	Pull Down and Release to Update	11
	Four-Finger Gestures	12
	Learning Your Way Around	13
	The Lock Screen	13
	The Home Screen	13
	An App Screen	14
	Home Screen Searching	15
	Virtual Buttons and Switches	16
	Switches	17
	Toolbars	17
	Menus	18
	Tab Bars	18
	Entering Text	18
	Using the On-Screen Keyboard	19
	Keyboard Modes	19
	Undocking and Splitting the Keyboard	21
	Using the Keyboard Shortcut Bar New!	22

Using Predictive Text	24
Dictating Text	25
Editing Text	27
Copy and Paste	28
Talking to Your iPad with Siri	29
Asking Siri Questions	30
Using Notifications and Control Center	32
Open Notifications Center	33
Open Control Center	36

2 Customizing Your iPad 39

Changing Your Wallpaper	40
Setting Alert Sounds	43
Password Protecting Your iPad	45
Make Access Easier with Touch ID	49
Setting Side Switch Functionality	50
Setting Your Date and Time	51
Modifying Keyboard Settings	52
Do Not Disturb Settings	54
Setting Parental Restrictions	56
Making Text Easier to Read	58
Controlling Automatic Downloads	59
Other Useful Settings	60

3 Networking and Syncing 63

Setting Up Your Wi-Fi Network Connection	63
Setting Up Your Cellular Data Connection	65
Syncing with iCloud	67
Connecting to iCloud	68
Syncing with iTunes	72
Syncing Options	73
Syncing Music	74
Syncing Photos	76
Syncing Everything Else	78

Sharing with AirDrop	80
Using AirDrop	80
Viewing Your Mac's Files with iCloud Drive New!	83
Accessing Your Files	83

4 Playing Music and Video 89

Playing a Song	89
Building a Playlist	92
Creating Playlists	93
Making iTunes Purchases	94
Buying on Your iPad	95
Sharing Purchases with Your Family	97
Setting Up Family Sharing	97
Having It All with Apple Music New!	100
Signing Up for Apple Music	101
Using Apple Music	102
Listening to Podcasts	104
Subscribing to Podcasts	104
Playing Video	106
Using AirPlay to Play Music and Video on Other Devices	109
Accessing AirPlay	109
Home Sharing	110
Listening to iTunes Radio	111
Selecting a Station	112

5 Reading Books 117

Buying a Book from Apple	117
Reading a Book	120
Using Reading Aids	121
Adding Notes and Highlights	123
Adding Bookmarks	125
Organizing Your Books	125
Using eBooks Alternatives	129

6 Organizing Your Life 133

Using the Contacts App	133
Adding a Contact	134
Searching for a Contact	136
Working with Contacts	137
Using the Calendar App	138
Creating a Calendar Event	139
Using Calendar Views	141
Exploring Day View	141
Exploring Week View	143
Exploring Month View	144
Creating a Calendar	145
Using the Notes App	147
Creating a Note	148
Creating Checklists in Notes New!	150
Adding Photos and Sketches to Notes New!	151
Using the Reminders App	152
Setting a Reminder	153
Using the Clocks App	155
Setting Clock Alarms	155

7 Surfing the Web 159

Getting Started with Safari	159
Browsing to a URL and Searching	160
Viewing Web Pages	163
Opening Multiple Web Pages with Tabs	165
Viewing Articles with Safari Reader	167
Bookmarks, History, and Reading List	168
Using Bookmarks and Favorites	168
Using History	170
Deleting Your Bookmarks	172
Creating Home Screen Bookmarks	173
Building a Reading List	174

Working with Web Forms	176
Filling in Web Forms	177
Saving Time with AutoFill	178
Setting Up AutoFill	179
Using AutoFill	181

8 Communicating with Email and Messaging 185

Configuring Your iPad for Email	186
Set Up Your Email Account	186
Reading Your Email	189
Composing a New Message	192
Deleting and Moving Messages	194
Searching Email	196
Customizing Your Email	197
Configuring How You Receive Email	197
Creating a Signature	199
More Email Settings	200
Working with Messaging	202
Setting up Messaging	202
Conversing with Messages	204

9 Taking and Editing Photos 209

Working with Photos	209
Taking Photos	210
Editing and Adjusting Photos	212
Taking Panoramic Photos	216
Using Photo Booth	218
Photo Sources	220
Browsing Your Photos	221
Viewing Your Photos	225
Sharing Your Photos	226
Working with Albums	230
Viewing Albums	230
Creating Albums	232

Creating a Slideshow	233
Capturing the Screen	235

10 The World of Apps 239

Purchasing an App	239
Organizing Apps on Your iPad	244
Arranging Apps on the Home Screen	244
Creating App Folders	245
Working with Apps	247
Viewing Currently Running Apps	248
Quitting Apps	249
Viewing a Second App with Slide Over New!	250
Interacting with Two Apps at Once with Split View New!	252
Viewing Video with Picture-In-Picture New!	254
Finding Good Apps	255
Using iPhone/iPod touch Apps	256
Getting Help with Apps	257
Monitoring and Managing Your Apps	259
Viewing App Storage Information	260
Viewing Battery Usage	262
Viewing Location Usage	263
Viewing Information Sharing Permissions	265
Modifying Notifications Settings	266

11 Exploring the World with Your iPad 271

Using the AARP App	272
Finding Interesting Accommodations with the Airbnb App	275
Using Foursquare to Enhance Your Travel Choices	282
Exchanging Homes Is a Great Way to See the World	285
Using Intervac Home Exchange	286
Arranging Travel Using the Kayak App	289
Finding Your Way Using the iPad Maps App	292

SeatGuru by TripAdvisor.....	295
Communicating in a Foreign Country Is Easy When You Use Talking Translator	298
Getting Travel Advice from Others Using TripAdvisor.....	302
Getting a Ride Using the Uber App.....	306

12 Enhancing Your Next Meal with Your iPad 315

Finding Recipes.....	316
Helpful Tools for Cooking.....	321
Using the Internet to Search for Recipes.....	326
Using Open Table for iPad to Make Dining Reservations.....	328
Choosing a Restaurant Using Yelp.....	332

13 Communicating with Your Loved Ones Using Your iPad 339

Using Email to Stay in Touch.....	339
Sharing Photos, Videos, and Other Information	340
Facebook.....	340
Instagram.....	344
Communicating (Almost) Face to Face with FaceTime and Skype.....	347
FaceTime	348
Skype for iPad.....	352
Using Photo Sharing, Storage, and Management Apps.....	354
Sharing with Shutterfly for iPad.....	355
Flickr by Yahoo.....	359
YouTube.....	363

14 Finding and Using Apps for Entertainment 371

Getting Times and Tickets Using the Fandango Movies App.....	372
Playing Games on the iPad.....	375
Playing Solitaire.....	376
Words with Friends.....	379
Finding and Reading Books in iBooks.....	381

iTunes Movies.....	381
Accessing Music Through iTunes.....	384
National Public Radio (NPR) for iPad.....	384
Watching Movies and TV Shows Using Netflix.....	386
Listening to Music Through Pandora Radio.....	390
Finding and Listening to Podcasts.....	394
Viewing TED Talks.....	398
Finding and Purchasing Event Tickets.....	401

15 Keeping Informed Using News and Weather Apps 409

Getting Local and Global News.....	409
Getting Financial News.....	414
Staying Informed.....	417
Staying Current on Your iPad with Dripler.....	419
Following Your Favorite Team.....	423
Staying Alert with Weather Radar.....	425
Using the Weather Channel App for iPad.....	428
Using the Yahoo! Tech Website.....	431

16 Using Apps That Help You Stay Healthy and Fit 435

Exercising Your Brain.....	435
Staying in Shape.....	439
Using Fooducate - Healthy Weight Loss, Food Scanner & Diet Tracker.....	445
Walking or Jogging with Pedometers.....	449
Staying on Track with Medication Reminder Apps.....	452
Using a Pharmacy App to Refill Prescriptions.....	458
Getting Medical Information from WebMD for iPad.....	461

17 Using Apps to Enhance Your Daily Life and Save Money 467

Finding Your Roots with Ancestry.....	468
Shopping on the iPad Using Amazon.....	474
Finding Deals Using the Craigslist App.....	479
Bidding on eBay for iPad.....	483

Paying Less at the Pump.....	486
Using Gadgets with iPad.....	488
Using Pinterest to Save and Organize Website Links.....	493
Avoiding Traffic Jams.....	497

Index

About the Authors

Gary Rosenzweig is an Internet entrepreneur, software developer, and technology writer. He runs CleverMedia, Inc., which produces websites, computer games, apps, and podcasts. CleverMedia's largest site, MacMost.com, features video tutorials for Apple enthusiasts. It includes many videos on using Macs, iPhones, and iPads.

Gary has written numerous computer books, including *ActionScript 3.0 Game Programming University*, *MacMost.com Guide to Switching to the Mac*, and *Special Edition Using Director MX*.

Gary lives in Denver, Colorado, with his wife, Debby, and daughter, Luna. He has a computer science degree from Drexel University and a master's degree in journalism from the University of North Carolina at Chapel Hill.

Website: <http://garyrosenzweig.com>

Twitter: <http://twitter.com/rosenz>

More iPad Tutorials and Book Updates: <http://macmost.com/ipadguide/>

Gary Jones is a retired school administrator. In retirement he has become an avid traveler, foodie, rare book seller, and an individual who uses his iPad in most of his ventures. He runs Juniper Point Books, an online rare and used book business, travels the world attempting to live, shop, and eat like a local, occasionally provides educational consulting services, and works hard at retirement. Gary has degrees in English, philosophy, and a master's degree in school administration.

He lives in Round Lake, NY, with his wife, Susan, and has two children, Karianne and Katelyn, and a dog, Bubba.

Note: Most of the individuals pictured throughout this book are the authors themselves, as well as friends and relatives (and sometimes pets) of the authors. Some names and personal information are fictitious.

About AARP and AARP TEK

AARP is a nonprofit, nonpartisan organization, with a membership of nearly 38 million, that helps people turn their goals and dreams into *real possibilities*[™], strengthens communities, and fights for the issues that matter most to families such as healthcare, employment and income security, retirement planning, affordable utilities, and protection from financial abuse. Learn more at aarp.org.

The AARP TEK (Technology Education & Knowledge) program aims to accelerate AARP's mission of turning dreams into *real possibilities*[™] by providing step-by-step lessons in a variety of formats to accommodate different learning styles, levels of experience, and interests. Expertly guided hands-on workshops delivered in communities nationwide help instill confidence and enrich lives of the 50+ by equipping them with skills for staying connected to the people and passions in their lives. Lessons are taught on touchscreen tablets and smartphones—common tools for connection, education, entertainment, and productivity. For self-paced lessons, videos, articles, and other resources, visit aarptek.org.

Acknowledgments

Thanks, as always, to my wife, Debby, and my daughter, Luna. Also thanks to the rest of my family: Jacqueline Rosenzweig, Jerry Rosenzweig, Larry Rosenzweig, Tara Rosenzweig, Rebecca Jacob, Barbara Shifrin, Richard Shifrin, Barbara H. Shifrin, Tage Thomsen, Anne Thomsen, Andrea Thomsen, and Sami Balestri.

Thanks to all the people who watch the show and participate at the MacMost website.

—Gary Rosenzweig

Thanks to my wife, Susan, for being on my team with all that we do.

—Gary Jones

Thanks to everyone at Pearson Education who worked on this book: Laura Norman, Lori Lyons, Tricia Bronkella, Kathy Ruiz, Kristy Hart, Kristen Watterson, Mark Shirar, and Greg Wiegand.

We Want to Hear from You!

As the reader of this book, *you* are our most important critic and commentator. We value your opinion and want to know what we're doing right, what we could do better, what areas you'd like to see us publish in, and any other words of wisdom you're willing to pass our way.

We welcome your comments. You can email or write to let us know what you did or didn't like about this book—as well as what we can do to make our books better.

Please note that we cannot help you with technical problems related to the topic of this book.

When you write, please be sure to include this book's title and author as well as your name, email address, and phone number. We will carefully review your comments and share them with the author and editors who worked on the book.

Email: feedback@quepublishing.com

Mail: Que Publishing
ATTN: Reader Feedback
800 East 96th Street
Indianapolis, IN 46240 USA

Reader Services

Visit our website and register this book at quepublishing.com/register for convenient access to any updates, downloads, or errata that might be available for this book.

This page intentionally left blank

AARP has insights into travel destinations, trips to consider, and discounts.

Trade houses and live like a local using Intervac.

Translate your wishes into most any language using Talking Translator.



Use TripAdvisor to explore great places to eat, sleep, and visit when you travel.

Using Foursquare to enhance all aspects of your travel

SeatGuru will ensure your flight is comfortable.

Compare airfares and book flights using Kayak.

Find your next room, apartment, or mansion for a day, week, or year on Airbnb.

Uber is an alternative to hiring a taxi when you need to get from here to there.

In this chapter, you learn to take advantage of some of the best iPad apps for planning and managing your travel needs.

- Find interesting locations to visit and discounts using the AARP app.
- Find travel accommodations with Airbnb.
- Travel the world living like a local using the Intervac Home Exchange app.
- Use Foursquare to enhance all aspects of your travel.
- Use Kayak to create and manage your next trip.
- Find your way using the Maps app.
- Use SeatGuru to make your in-flight time as comfortable as possible.
- Let Talking Translator help you communicate while traveling abroad.
- Take advantage of others' travel experiences using TripAdvisor.
- Get a ride using Uber or other travel apps.

11

Exploring the World with Your iPad

The iPad makes traveling easier and more enjoyable. Not only can you book your flight from your easy chair, but you can plan your itinerary, scope out amazing restaurants and markets, and find key things to do and sights not to be missed so that you take full advantage of your destination. And the great news is that most of the best iPad apps for travel are *free*!

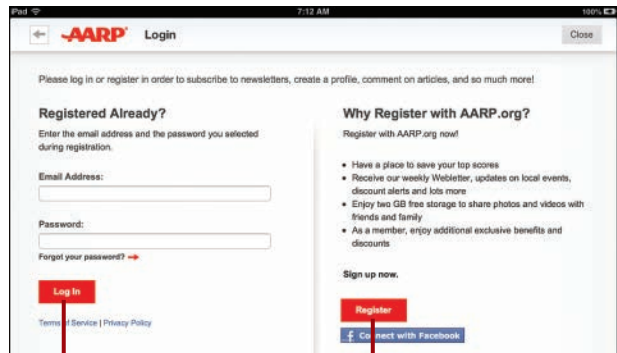
Using the AARP App

AARP has built an awesome app that provides many interesting insights. The travel section of the app is useful. It zeroes in on several stunning travel ideas, and annotates them individually so that with a tap of your iPad, you can be planning your next trip.

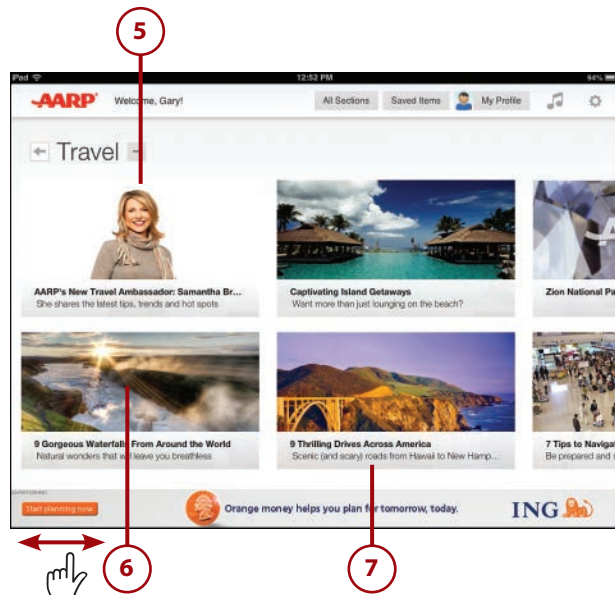

- 1 Search the App Store for the AARP app. Tap the Get button, and then tap Install to download it. Tap Open to open it. If you are not already a registered user, you must register at the AARP website (www.aarp.org) to access this app.
- 2 After you register with AARP, you can use the same password and username to access the AARP app. Tap the icon for the AARP app on your iPad, and then sign in with your AARP username and password, or if you choose, tap register to be transferred to the AARP website to register.

Only One Sign-in Required

After you open the AARP app and sign in using your AARP username and password the first time, opening the app in the future takes you directly to the home page.



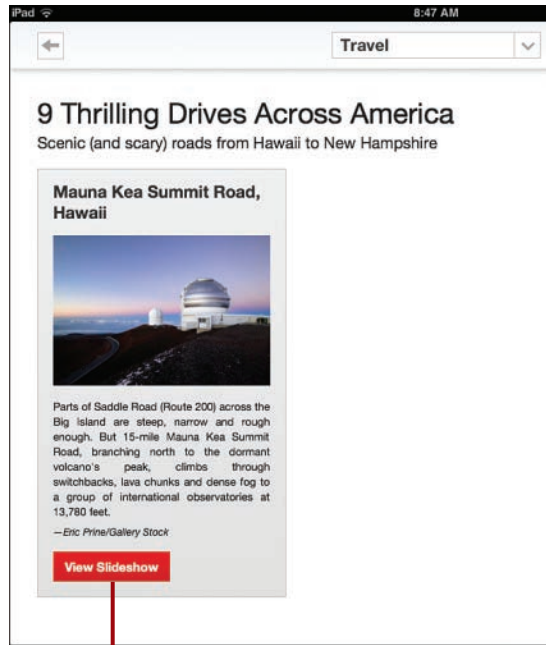
- 3 After reviewing a quick overview of the app, the AARP home page contains several interesting options to explore. Health, money, latest, work and retirement, care-giving resources center, life tools, and, of course, travel. Each of these segments is well thought out and contains a number of helpful articles.
- 4 For this task, explore the Travel section of the app. Tap the AARP travel icon.
- 5 In the Travel section of this app, you meet the AARP Travel Ambassador, Samantha Brown, a well-known travel show host.
- 6 You can find several additional pages of options by swiping your finger across your iPad from right to left to move on to the next page. AARP has chosen some enticing travel titles including Captivating Island Getaways, 9 Thrilling Drives Across America, New Air Travel Rules, 5 Must See Rome Sights, and more. There are a total of 70 different articles available at this time.
- 7 For this task, tap 9 Thrilling Drives Across America.



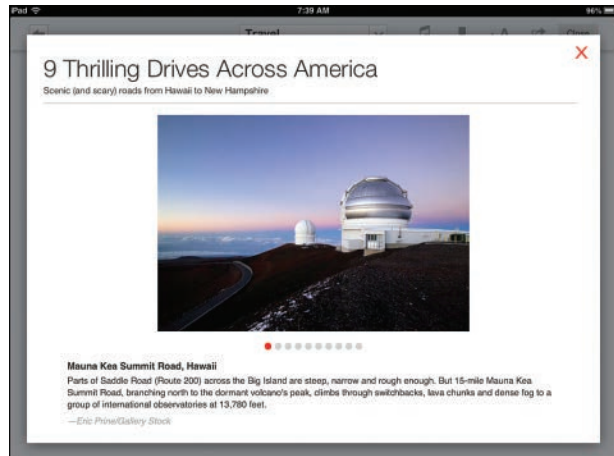
- 8 Tap the View Slideshow button to access the article.
- 9 The slideshow begins with Mauna Kea Summit Road in Hawaii. Swipe right to left to move along to the Dalton Highway in Alaska, Highway 1 in California, and on to many other breathtaking drives across the United States. This is an enticing app that can certainly stimulate your wanderlust.

Check Out AARP's Travel Website

Your one-stop shop for dreaming, planning, and booking your next trip is at <http://travel.aarp.org>. With the Trip Finder, click on the experiences you most want to have, and you get a list of potential destinations. Tapping Destination Guides takes you to information provided by Fodors about hundreds of destinations, with special points of interest, must-see attractions, and practical travel advice. You also have access to AARP member discounts for flights, rental cars, hotels, and cruises. One other area to check out is the Map Explorer, which lets you create a personalized itinerary for your trip.



8



9


Finding Interesting Accommodations with the Airbnb App

Thinking about taking a trip? Have a desire to experience things a bit differently from the norm? Try Airbnb! This app gives you access to a huge number of interesting options of places to stay when you are traveling. Through Airbnb you can rent everything from a couch, to a room, to an entire estate. We recently used Airbnb to book a house in New Orleans for 2 months. It was easy and we were able to find what appears to be the perfect fit for our needs (an extra bedroom so the children and grandchildren can join us and a place that will welcome Bubba, our dog).

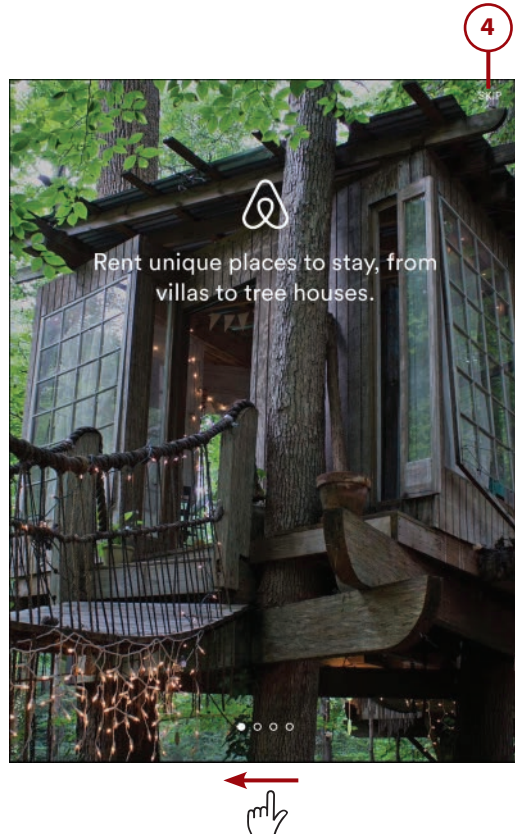

- 1 Open the App Store by tapping its icon on your home screen.
- 2 Type **airbnb** in the Search field in the upper-right corner. Note that this app is designed for the iPad. Occasionally, you will want to access an app designed for iPhones on your iPad. See the note on this page for details.

Using iPhone Apps on iPad

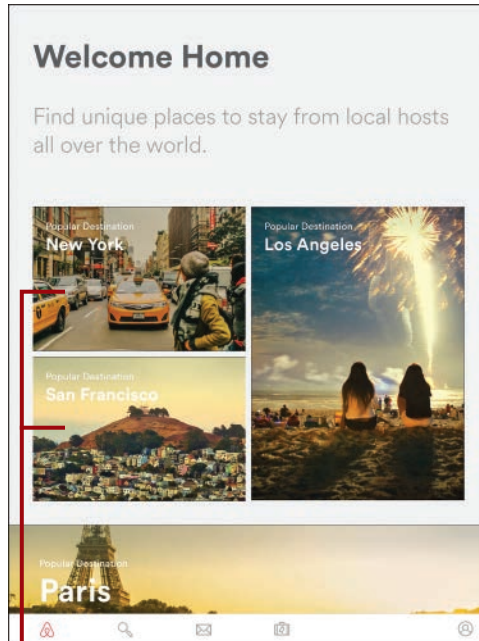
Even though some apps are listed as "iPhone only," they will work just fine on the iPad. The app was developed for the size of the iPhone screen, so it will appear smaller on your iPad. You can tap the 2x button to make an iPhone app larger to fill your iPad screen. Regardless of the size of the app, it works the same on either device.



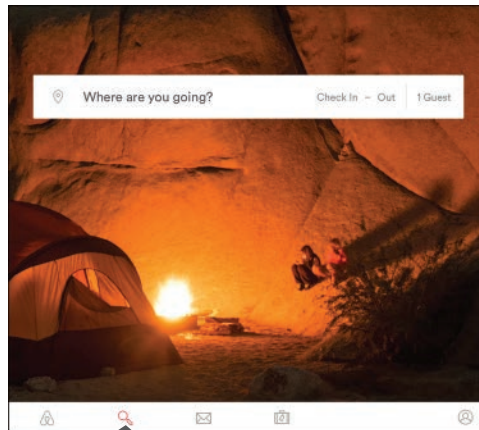
- 3 You can use the options on this screen to review the details about this app and read reviews from other users. Tap Get when you are ready to download and install the app. Tap Open to open the app.
- 4 The opening page gives an overview of Airbnb that you can access by swiping to the left. I chose to tap Skip in the upper-right corner to go directly to the App.



- 5 The opening page shows several options for travel using Airbnb. You can tap any to see options in that city or area.
- 6 Here you see several ways to access information on Airbnb. I tapped Search for just what was available for my upcoming trip to New Orleans.



5

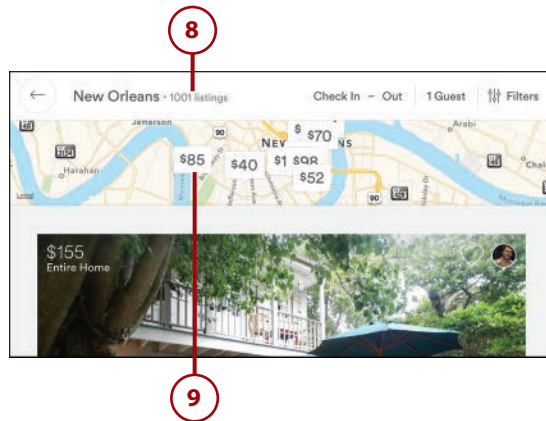
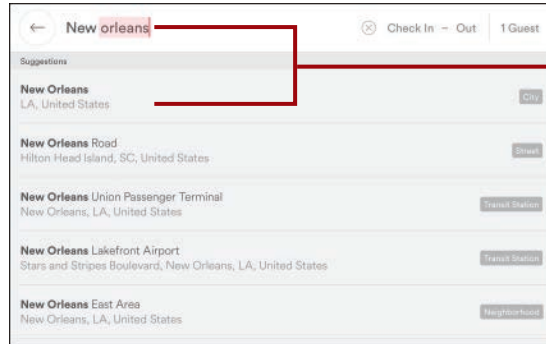


6

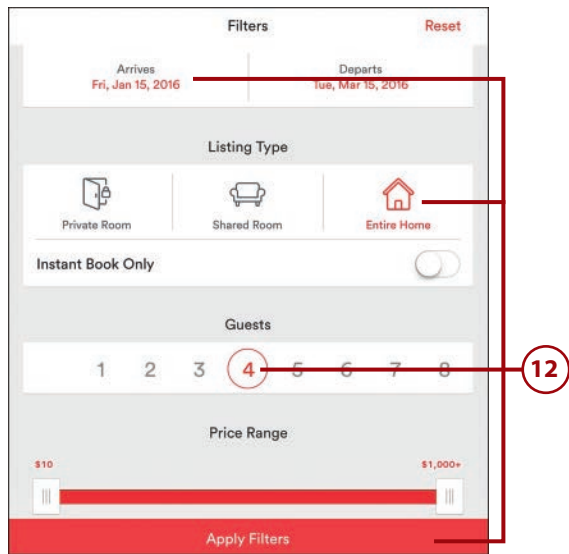
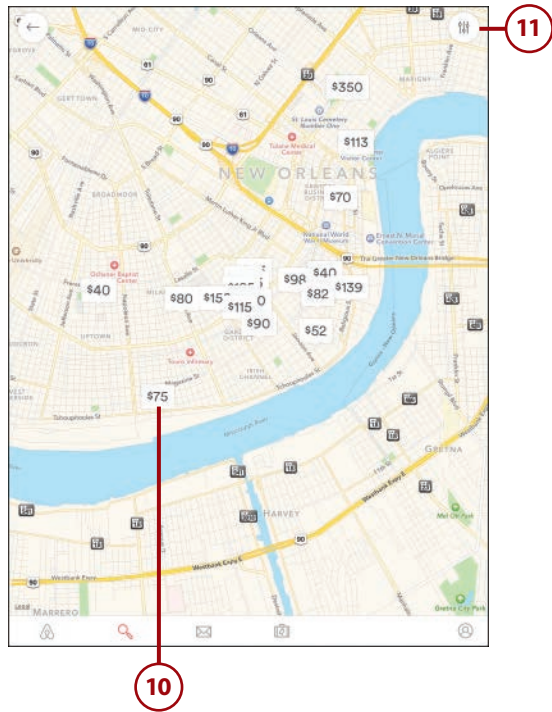
7 In the Search box, I typed **New Orleans**. Various locations related to New Orleans appeared in the search results. I tapped New Orleans, LA United States to see the broadest selection of results.

8 My results showed more than 1000 different options for staying in New Orleans were available.

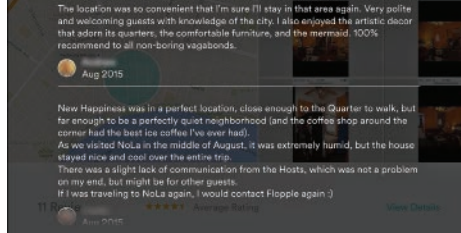
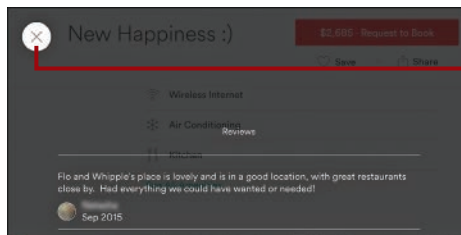
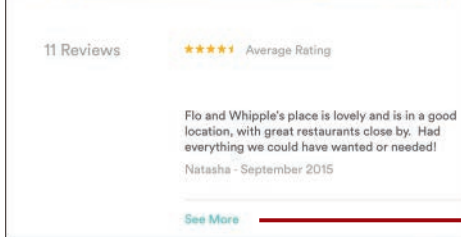
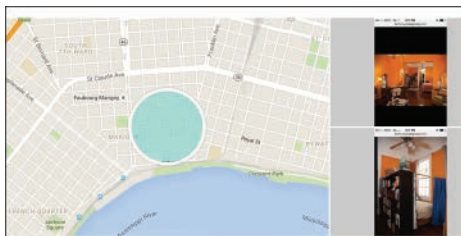
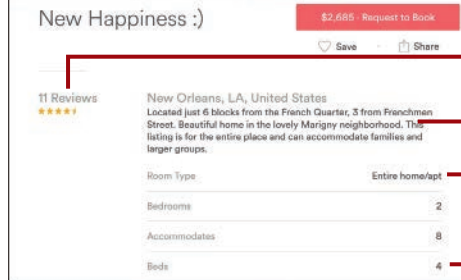

9 You can further refine your search by tapping the map option at the top.



- 10 The map shows options for rent by location, as well as prices.
- 11 Tap Filters at the top right to drill down your search even further.
- 12 The Filters page enables you to search for the dates you want to travel, the type of listing you are looking for, price, and just how many guests it needs to accommodate. As you scroll down, you can further search for amenities, beds, bedrooms, and bathrooms. Using these filters, you can narrow down the properties to see only the ones that fit your criteria. (I chose January 15, 2016 to March 15, 2016, a whole house, for four guests.) Then tap Apply Filters to see what is available.



- 13** I found 8 homes that met my criteria and chose to take a closer look at the New Happiness option, listed for \$2,685. I scrolled up the listing to view further details.
- 14** After tapping a listing, scroll down to find a thorough description, many photos, a biography of the owner, and reviews. The property I chose has 11 five-star reviews.
- 15** I scrolled down to the Reviews section and tapped See More to see what people had to say about their stay in this home.
- 16** There were 11 reviews for this rental. The reviews are listed in chronological order from most recent to oldest. Each gave a good description of what to expect when renting this home. Tap the X to close the review list.



- 17** Tap See All Amenities to be sure that the property has wireless Internet and other things you find essential to a long-term stay.
- 18** If you find the property meets your needs, tap Request to Book at the upper right to move forward.
- 19** After requesting to book, Airbnb reviews all aspects of your choice to ensure it is truly what you are looking for.
- 20** Scroll down to access payment options.

Making Contact

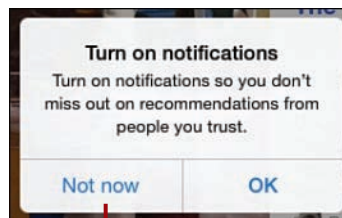
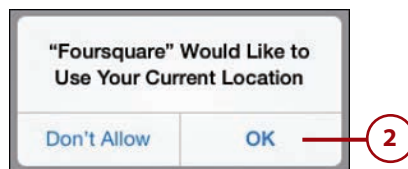
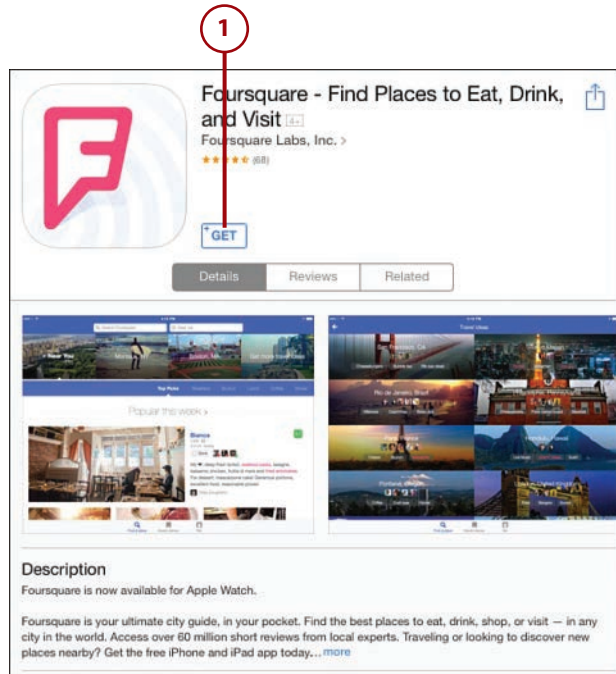
After you have signed up, there will be an opportunity to contact the owner to follow up and be certain that the rental you have chosen will meet your needs.

The image displays three sequential screenshots from the Airbnb mobile application, illustrating the booking process. The first screenshot shows the 'Amenities' section with a list of features: TV, Internet, Wireless Internet, Air Conditioning, and Kitchen. A red line points from the 'See All Amenities' link to callout 17. The second screenshot shows a red 'Request to Book' button with the price '\$2,685' and a 'Save' button below it. A red line points from the 'Request to Book' button to callout 18. The third screenshot shows the 'Confirm Details' screen for a listing titled 'New Happiness :)'. It displays the dates 'Arrives Fri, Jan 15, 2016' and 'Departs Tue, Mar 15, 2016' for a 60-night stay, and 'Guests 4' (with '4' circled) out of a maximum of 8. A red line points from the 'Guests' section to callout 19, and a red arrow points upwards from callout 20 towards the 'Dates' section.

Using Foursquare to Enhance Your Travel Choices

Foursquare has retooled to become a force in the Internet search and research business. It offers a vast number of well-researched places to eat, drink, and visit while you are traveling. Additionally, there are many reviews that provide insight from other travelers. The format is easy to use and visually stunning.

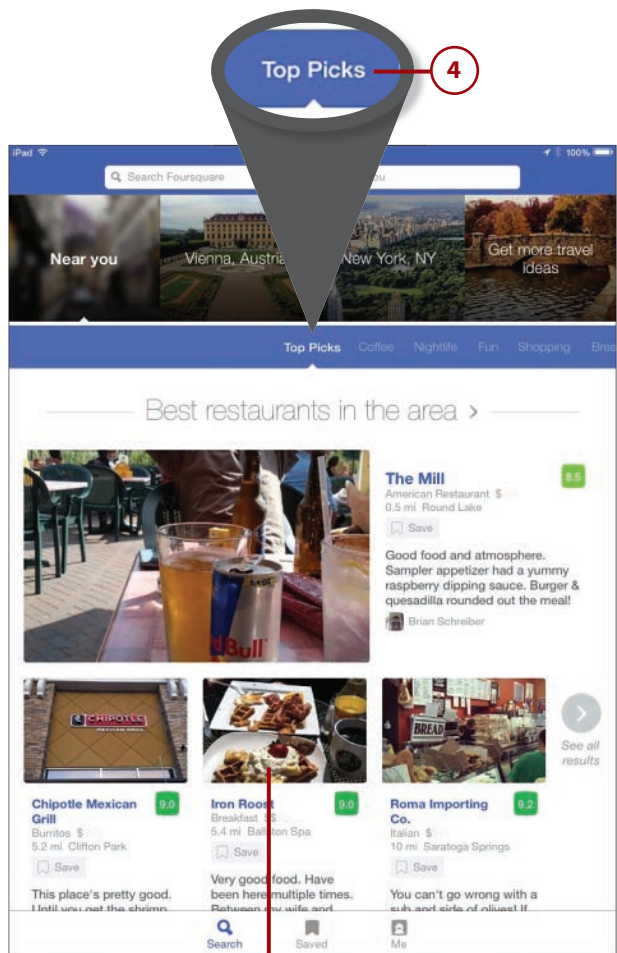
- 1 In the App Store, search for the Foursquare app. Tap Get, and then tap Install to load the app. Tap Open to start using Foursquare.
- 2 When you open Foursquare the first time, it asks permission to use your current location. Tap OK to allow, or tap Don't Allow if you prefer not to let the app know your location. Foursquare is able to offer you more relevant results if you allow the Location setting.
- 3 Next, Foursquare asks permission to turn on notifications. Tap OK to allow the app to send you an email whenever someone you know makes a post. Tap Not Now if you prefer not to be notified.



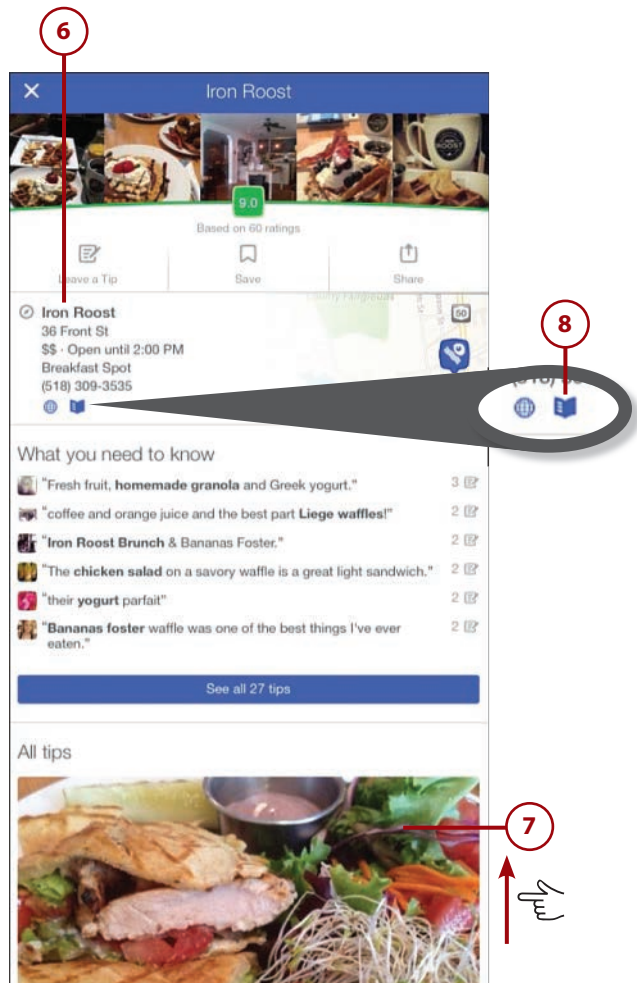
Location Settings

If you choose not to allow Foursquare to know your location, you can always go to the Settings app and allow it later. It can be helpful to allow this if you are in an unfamiliar place trying to find local venues. Tap the Settings icon on your home screen. Tap Privacy on the left side of the screen. Tap Location Services at the top of the right side. Swipe up from the bottom of the screen until you see Foursquare, and then tap the switch to turn on Location Services for that app. You can turn it off later if you don't want the app to always know your location.

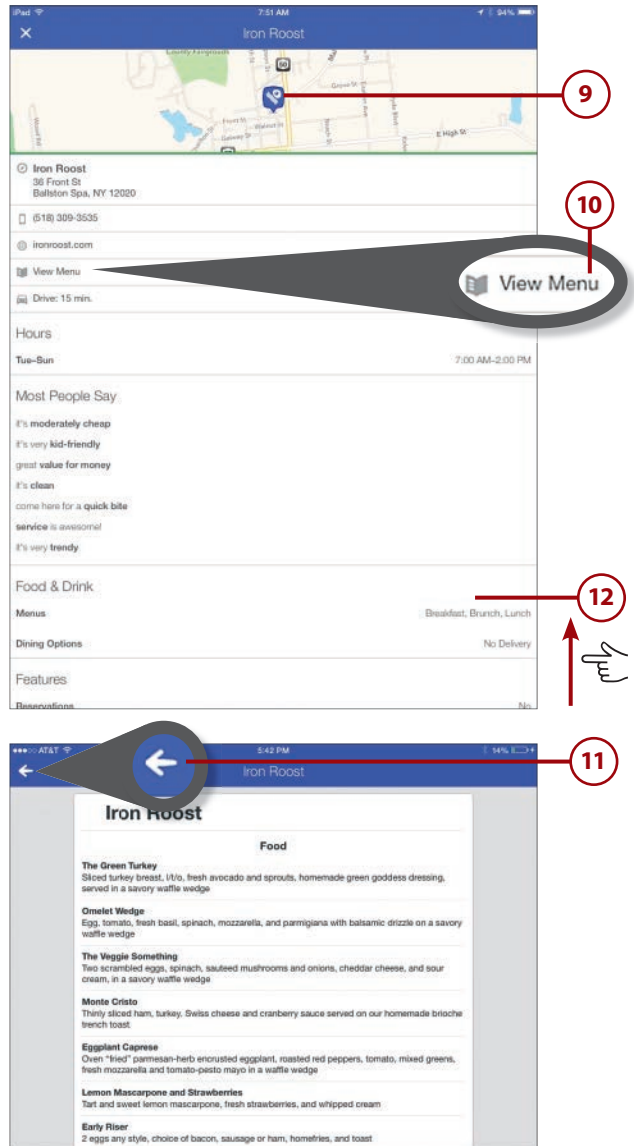
- 4 Along the top of the main Foursquare screen, you see several options from top picks to coffee to shopping, and many more. Slide the bar to the left to see all categories.
- 5 Swipe up from the bottom to see categories including Trending this month, Recommended by experts, Best restaurants in the area, and more. For the purpose of this example, let's look at the restaurant Iron Roost.



- 6 The Iron Roost Foursquare page begins with the vital information including address, hours of operation, and telephone number.
- 7 At the bottom of the screen, swipe up to see several impressive photos of the food at the Iron Roost.
- 8 Next, tap the middle area with the map for more information about the restaurant.



- 9 Tap the symbol on the map to get an expanded view of just where the restaurant is located.
- 10 Tap View Menu to see what is offered at the Iron Roost. The next page shows the menu at this restaurant.
- 11 Tap the arrow at the top left to return to the details.
- 12 Swipe up from the bottom of the screen to see more information about the restaurant.



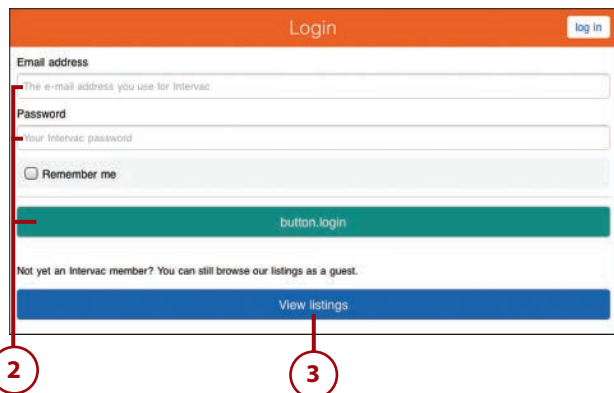
Exchanging Homes Is a Great Way to See the World

Exchanging homes with like-minded folks around the world is quite possibly the best way to experience a foreign country. Home exchangers can live like a local, shop in local markets, cook as if a local, get to know neighbors and friends of the homeowner, and in many cases, become lifelong friends with the people they exchange with.

Using Intervac Home Exchange

The two oldest, and most popular, home exchange sites are www.usa.homelink.org and Intervac. For this task, I have chosen to take a look at the Intervac app. Although you can search the site to get an idea of what options might be available, to actually initiate an exchange you must join and list your own home as an option for exchange. There is a fee for joining. The amount depends on the type of membership you choose. The following task provides a look at this cool and inexpensive way to see the world.

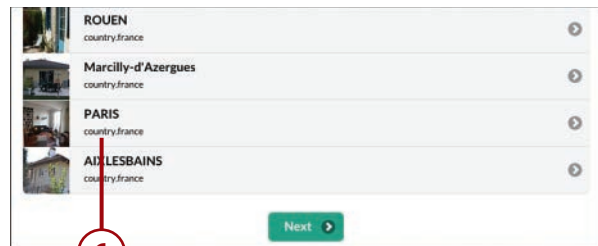
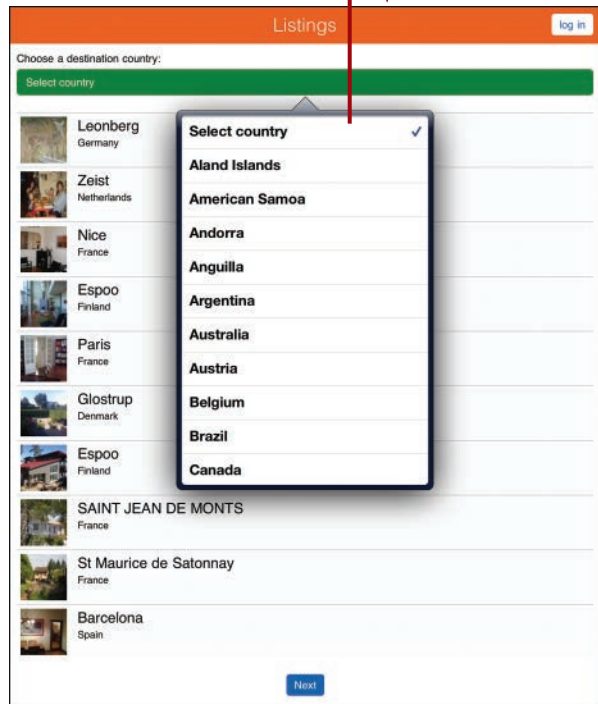
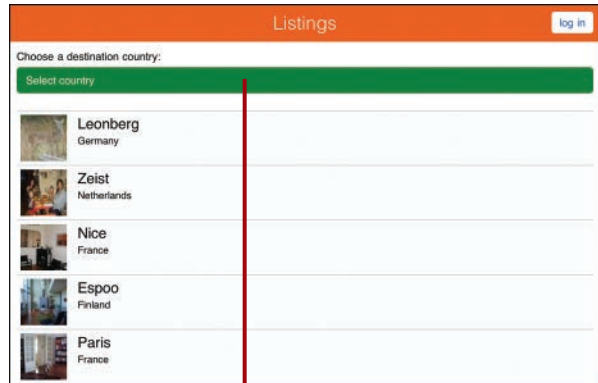
- 1 Search the App Store for Intervac. Tap Get, and then tap Install to download and install the app. After it has loaded, locate the Intervac app icon on your iPad, and tap it to start.
- 2 The email address, button, login, is for existing members to access their accounts.
- 3 Tap the View listings button to access the visitors view of the exchange options available. A variety of options appear.



Any Fees?

The only fee involved for Intervac is the fee to join (generally paid by credit card directly to Intervac). Intervac provides a vehicle to connect people interested in exchanging homes. From that point, the exchange is coordinated by the two families participating in the exchange.

- 4 Tap the green Select country bar near the top of the screen to restrict your search to the country you are interested in visiting.
- 5 Scroll down the list of countries to make your choice of listings to view by country, and then tap Next. For this task, I chose France.
- 6 The France options are listed randomly; I chose to tap the first Paris listing.



7 The first photo of this apartment in Paris appears. Details about the listing are seen at the bottom of the page. Tap the green View All Photos button to see all the photos for this apartment.

8 The next page includes many photos that the apartment owner has chosen to show. This is a great opportunity to get a feel for this location as a potential exchange.

As a visitor using this, you can get a general feel for the home exchange options available through Intervac. A visit to the website gives you the options to refine your search by date and those who are interested in visiting. I would suggest taking a look at the website prior to signing up—there is a fee involved to be a member.

What About Our Stuff???

Our take on this is it's quite similar to a nuclear stand-off. Yes, they are living in your house and using your "stuff" but equally, you are living in their house and using their "stuff." My wife and I have personally participated in many exchanges and never had a problem. As an added bonus, we now have friends throughout the world.



Paris, country.france

View all photos

Presentation

Our apartment is really comfortable and bright in an artist's building, spaces are bigger than in a comun paris apartment. 80m². Perfect for a family trip or a romantic stay in Paris. It is located in a nice neighborhood. You can walk along the channel, have a drink, ride bike, jogging. 15 minutes away from the main Paris attractions, Louvre museum, Seine river, Notre Dame.

If you're in family we have all comodities for babies and children. Just ask us.

Located at the 19 district of Paris, 15 minutes in metro away from Paris main attractions. 2 minutes away form subway, Canal de l'ourq; La Vilette.

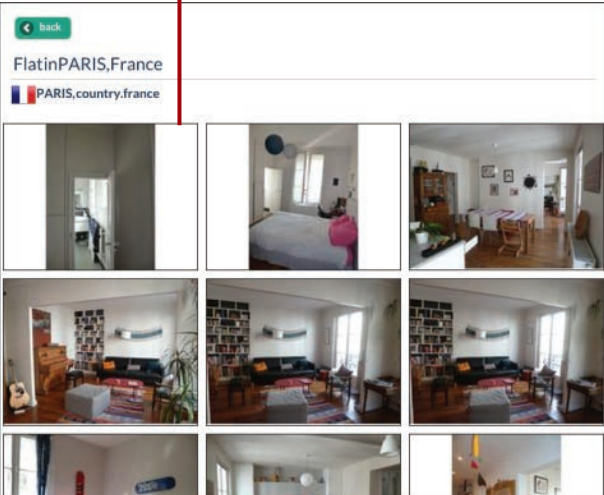
The best choice to visit Paris !

Exchange dates

- October 19, 2014 - November 01, 2014 (2 weeks)
- December 18, 2014 - January 07, 2015 (2 weeks)

7

8



← back

FlatinPARIS,France

PARIS, country.france

Arranging Travel Using the Kayak App

Kayak has the ideal app to help you find the best way to travel to your next destination. Through Kayak's app, you can book flights and hotels, reserve cars, and maintain your travel details all in one place. Kayak searches the travel options of many airlines and then refers you directly to the airline to make the purchase. A notable exception is Southwest, which doesn't participate in any of these apps. If you want to fly Southwest, you need to use its website to search for flights.

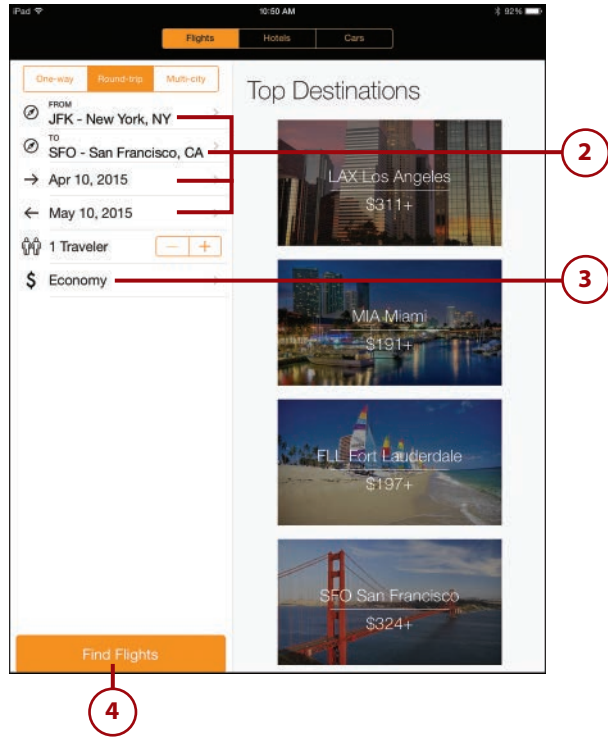
- 1 Search the App Store for Kayak. Tap Get, and then tap Install to download it. Open Kayak by tapping its icon on your screen.

The Real Deal

One of the great things about being retired is the ability to travel "when the spirit moves," rather than at specified times—when budget allows. The opportunity to fly at nonpeak times becomes a reality that can greatly enhance your ability to take advantage of travel deals that others might miss.

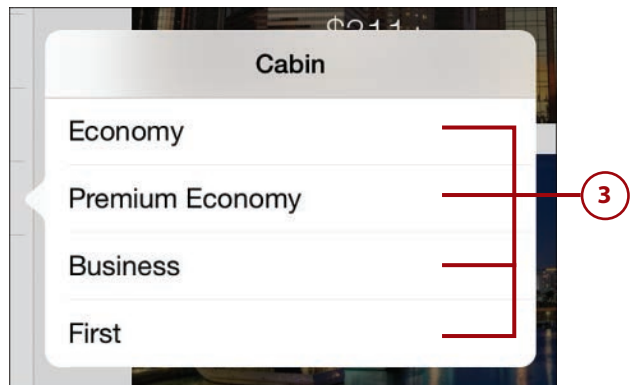


- 2 The example in this task shows searching for a round-trip flight from New York's JFK airport to San Francisco, departing April 10 and returning May 10. There are several easy ways to modify your search. You can choose different dates, locations, and cabin options.
- 3 One option is to choose seating other than economy. Your choices range from economy to first class; tap the CABIN line to access other seating options.
- 4 After you make all your choices, tap Find Flights to find your out-bound flight.



Apps Change Frequently

The images you see here are how these apps appeared at the time this book was written. App developers do occasionally update their apps by changing the way they look, moving buttons around, or adding new features. You might find that an app looks slightly different from what you see here, but unless the developer has given it a total overhaul, it should function basically the same way it did when these steps were written. So don't let that stop you from trying it out!



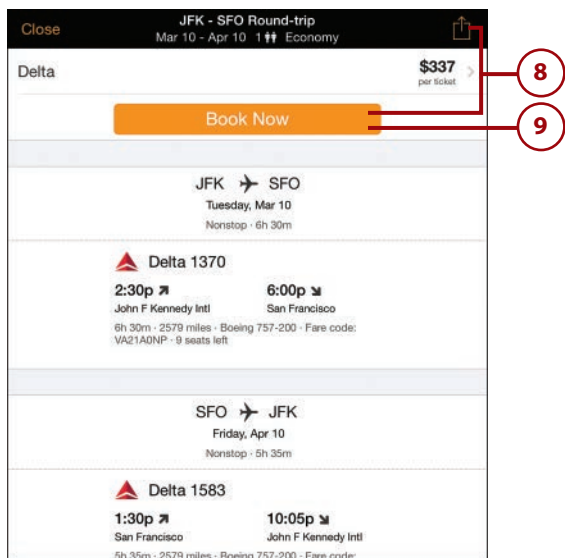
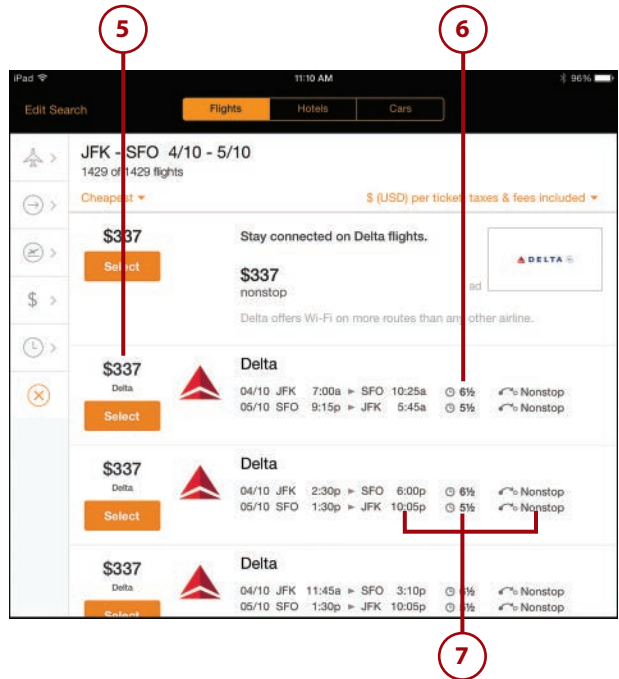
5 This search yields round-trip flights starting at \$337 (Delta).

6 It is important to consider the time enroute for long flights. Kayak lists this information for each flight. It is better to spend your time exploring rather than sitting in an airplane.

7 In this example, the second Delta flight, departing JFK at 2:30 p.m. on April 10, was chosen along with the return flight departing San Francisco at 1:30 p.m. on May 10. You can see that each flight is non-stop and travels across the country in the shortest time.

8 The next screen contains a summary of your flight choice. The summary has two options for next steps: You can either tap the upper-right corner to email the information to yourself or fellow travelers, or tap Book Now to go to the airline website to buy the tickets.

9 For this example, tap Book Now to buy the tickets. At this point, you leave the Kayak app and go directly to Delta's website. When at the Delta website, you can proceed to buy your tickets, choose seat assignments, complete passenger information, as well as add on other optional items such as baggage fees and other extras.



You can use this same process to search for hotels and car rentals to add to your itinerary, or you can book only hotels and a car rental if you don't need flights. Kayak also has a My Trips option that enables you to save your travel itinerary in one place. Time to pick a destination, book your flight, and start exploring!

Finding Your Way Using the iPad Maps App

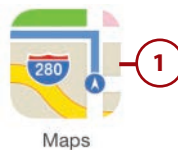
The Maps app comes installed as part of the iOS operating system for your iPad (similar to Email and other built-in apps). There are many uses for this app, but it is particularly helpful when you travel. You can find your present location, get directions, check traffic, view the map from a satellite perspective, and search the area for various services, such as coffee shops, restaurants, gas stations, and more.

- 1 Tap the Maps icon on your iPad.
- 2 Tap the arrow at the bottom left of the page to see your present location.

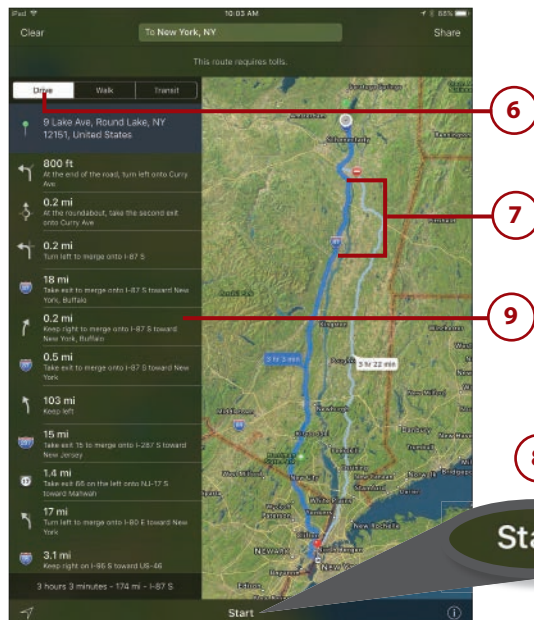
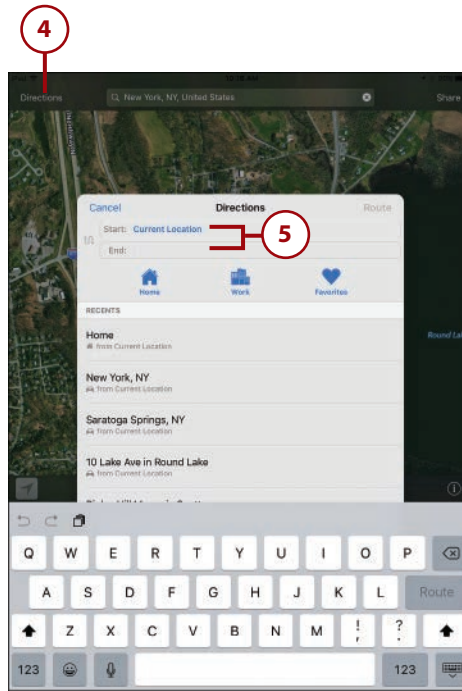
Location Settings

Location services for Maps must be enabled for the Maps app to find your location automatically. Tap the Settings app on your home screen, and then tap Privacy on the left side. Tap Location Service at the top of the right side of the screen, and then slide the Location Services switch to ON. If you have allowed the Maps app to have access to your location, you should see it in the list below Location Services. Make sure its switch is set to ON. If it is not in the list, after you tap the location arrow in the lower-left corner of the Maps app, it asks to allow the app to have access to Location Services. Tap OK.

- 3 Your location is indicated by a blue dot on the map.

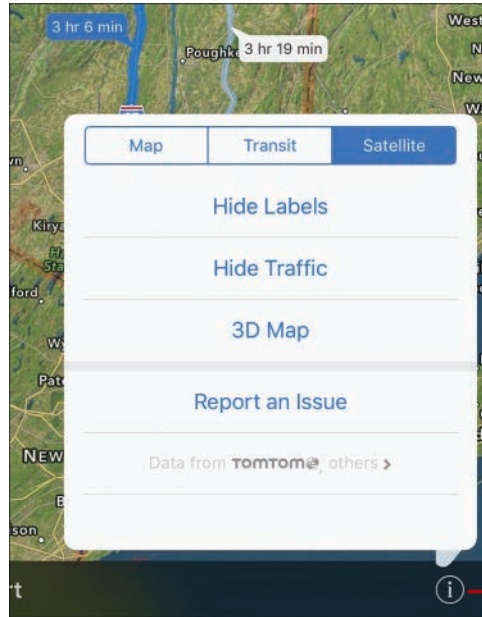


- 4 To find directions, tap Directions in the upper-left corner.
- 5 If you allow Maps access to your location, Current Location is filled in the Start field for you. If your current location is not your starting location for the directions you need, type in the address you are traveling from in the Start field. Type the address of your destination in the End field. In this example, the directions are for traveling from the current location to New York City.
- 6 Maps gives you the option to choose directions for car, walking, or bus.
- 7 This example chooses to get the best route by car. After you determine how you want to travel and where you are going, and have plugged that information into the start/end boxes, the Maps app automatically shows your potential routes.
- 8 Tap the Start button and Maps starts step-by-step directions. Tap End to stop the turn-by-turn directions.
- 9 The list on the left side of your screen provides a turn-by-turn summary of your directions.



- 10 Tap the **i** at the bottom right to Hide Labels, Hide Traffic, show a 3D Map, or Report an Issue.

If you have a cellular-enabled iPad, it can also give you turn-by-turn directions. If you travel to an area that you are unfamiliar with, the iPad gives you the perfect way to familiarize yourself with the area from your hotel or apartment.



It's Not All Good


Maps Eat Data

Be aware that although having those turn-by-turn directions as you travel to a destination is convenient and reassuring, it also uses up your monthly data plan quickly. You will receive an email warning when you are nearing the maximum data allowed by your plan, and offer you the opportunity to pay for more data. It is recommended that you open your Settings app and tap Cellular Data in the list on the left side. On the right side, make sure Data Roaming is set to OFF to avoid any unexpected charges! You can save your data plan by simply planning and reviewing your route while you have access to Wi-Fi and not tap your monthly data plan for this convenience.

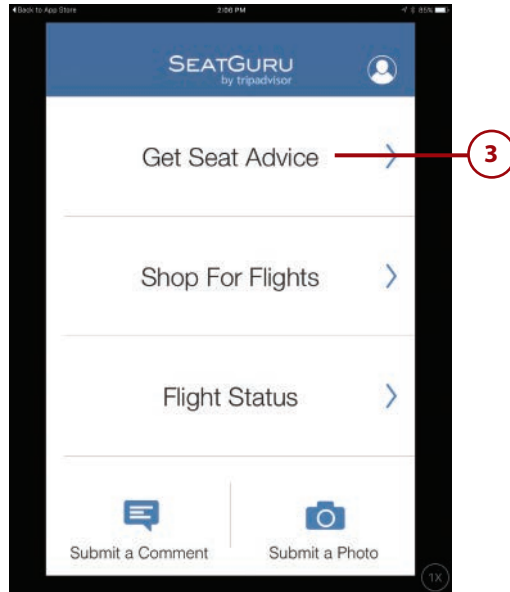
SeatGuru by TripAdvisor

Have you ever boarded an airplane, made your way to your seat, and settled in, only to find you have chosen the only row on the plane that doesn't tilt back? After you download SeatGuru from the App Store, those days will be over. The idea is to do your research upfront and get to know the aircraft you will be flying on before you buy your tickets and choose a seat. Using SeatGuru, you can choose the best possible seat to make your trip as comfortable as possible. Your days of selecting the worst seat on the plane are over!

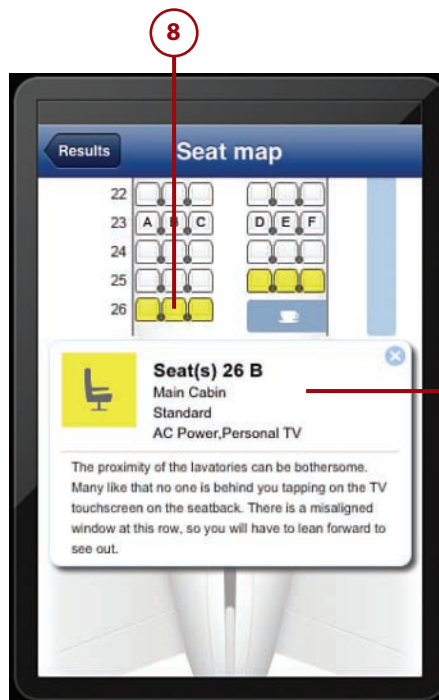
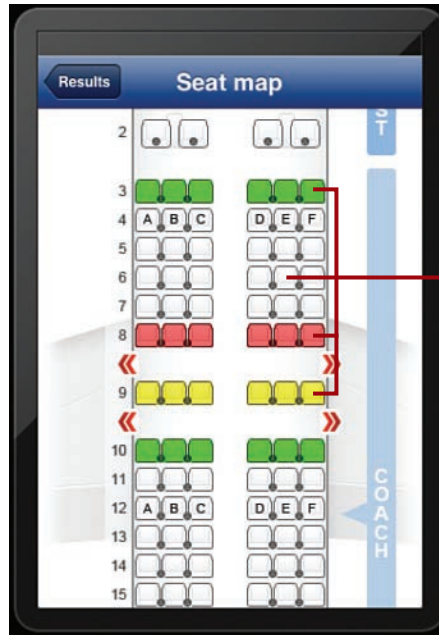
- 1 Search for SeatGuru by TripAdvisor, an iPhone app, in the App Store. Tap Free, and then tap Install to download it. Open it by tapping its icon on your home screen. If you have downloaded it before, you'll see the iCloud download button as shown in the figure.
- 2 Tap on the Maybe Later link if you see no need to connect using Facebook; otherwise, tap Connect using Facebook for SeatGuru to log you in using your Facebook account and enable you to directly post photos and reviews to your Facebook page.



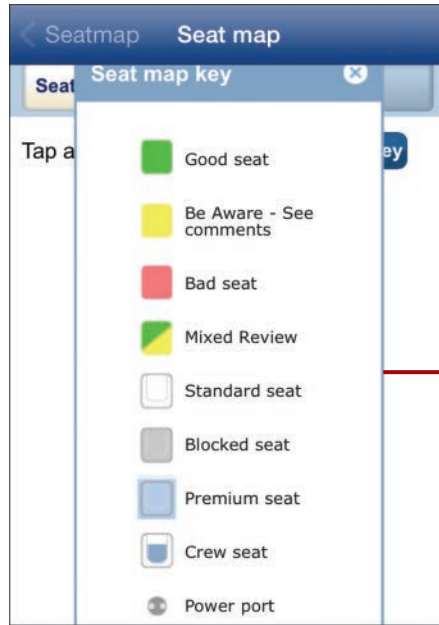
- 3 Tap the Get Seat Advice option.
- 4 If you know your flight number or airline, plug those in to find the type of aircraft you will be flying aboard.
- 5 If you are unaware of the flight number, you can tap the route or airline and search for the flight you are choosing.
- 6 After your flight info is entered, tap Find aircraft and an illustration of your plane's seat map opens.



- 7 This illustration indicates the great seats (green), lousy seats (red), seats with some drawbacks (yellow), and standard seats (white) available on your flight.
- 8 Tap a specific seat number to see a description of the pros and cons of that seat.
- 9 In this example, tap seat 26B, and the characteristics of this seat are shown. This is great information, particularly if you plan a long flight where comfort might be a priority.



10 The seat map key offers other types of information on seating that can be found using SeatGuru.

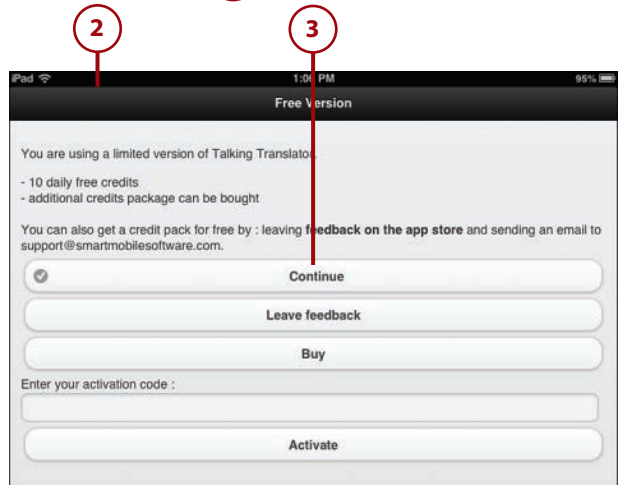
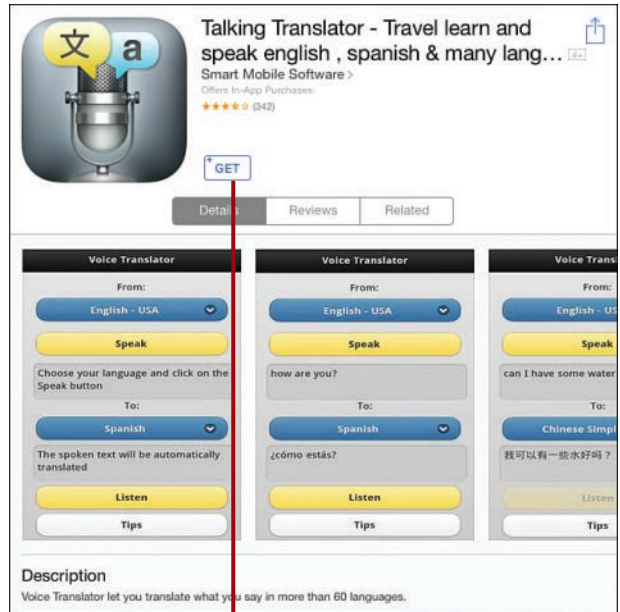


Communicating in a Foreign Country Is Easy When You Use Talking Translator

Talking Translator is an amazing app that enables you to speak into a microphone in your native tongue and instantly have the phrase translated into another language. You are allowed five free translations per day; after that, you need to purchase further translations. This is a remarkable app that can greatly enhance your ability to communicate in a foreign country.

To try out this app, do the following:

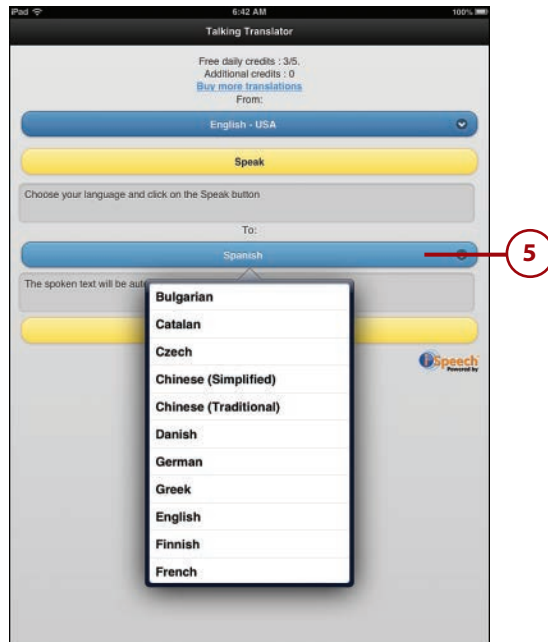
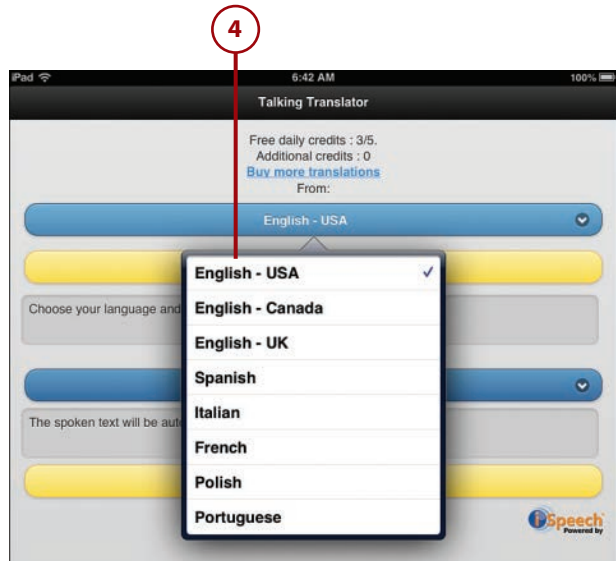
- 1 In the App Store, search for Talking Translator. Tap Get, and then tap Install to download it. After it is installed, tap the Talking Translator icon on your iPad's home screen to open it.
- 2 The opening page gives you a few options to review, including Continue, Leave Feedback, Buy, or Activate.
- 3 For this task, tap Continue, which takes you to the free translations.



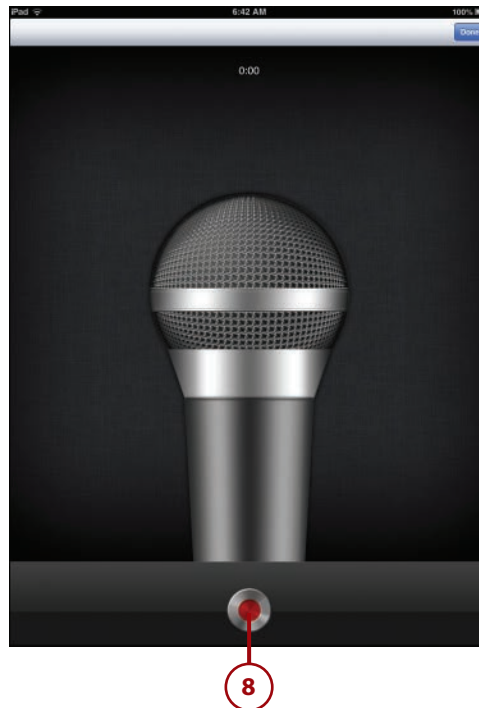
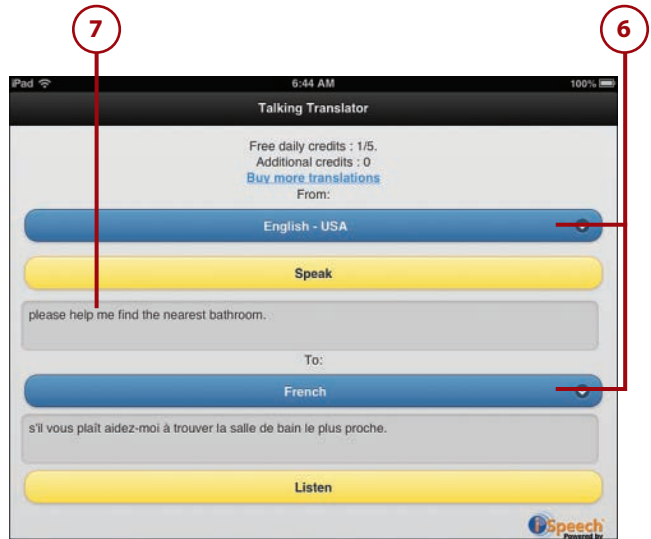
- 4 The next page requires you to choose your native tongue. For this task, choose English USA. As you can see, there are many languages to choose from.
- 5 Next, choose the language into which you want your phrase translated.

Apps Change Frequently

The images you see here are how these apps appeared at the time this book was written. App developers do occasionally update their apps by changing the way they look, moving buttons around, or adding new features. You might find that an app looks slightly different from what you see here, but unless the developer has given it a total overhaul, it should function basically the same way it did when these steps were written. So don't let that stop you from trying it out!



- 6 For this task, choose to have English USA translated into French.
- 7 Tap Speak and choose a phrase you commonly need to translate when abroad, such as "Please help me find the nearest bathroom."
- 8 To do this, tap the red dot at the bottom of the app. As soon as the dot begins to flash, speak into the microphone. The app writes what it heard you say. It is important to make sure that the app has captured your exact question.



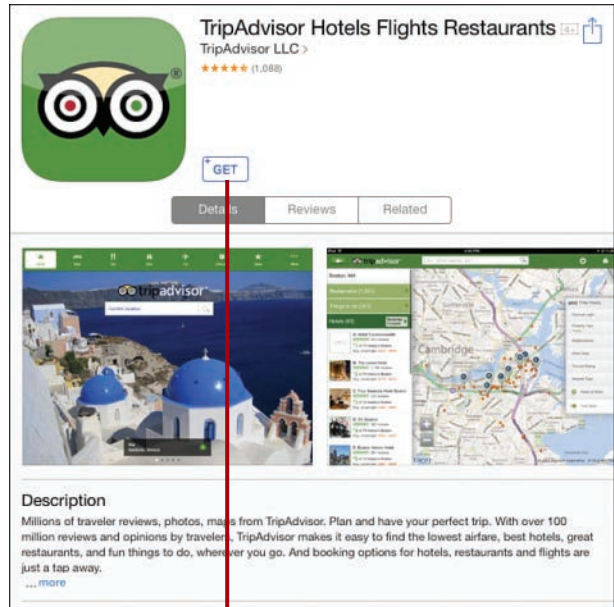
- 9 Talking Translator shows your phrase written in French.
- 10 Tap listen to hear your phrase.



Getting Travel Advice from Others Using TripAdvisor

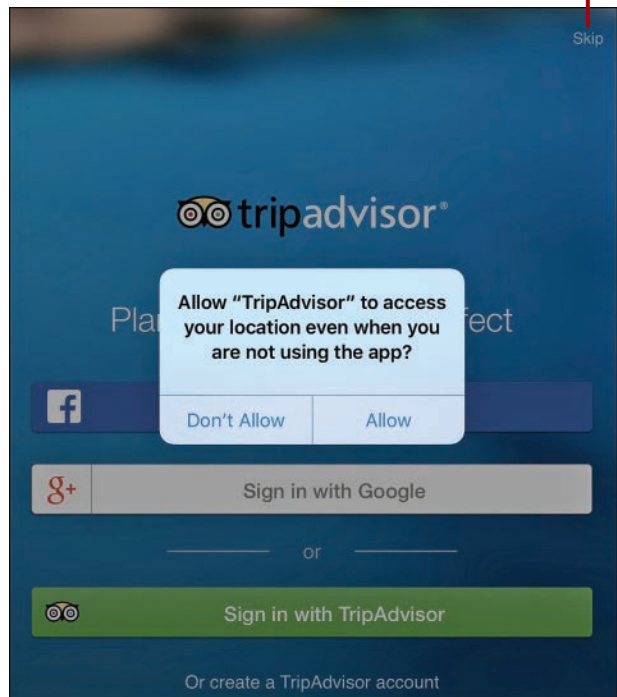
Whether you travel a few miles or thousands of miles from home, TripAdvisor serves to enhance that experience. With just a few taps, you have access to restaurants, hotels, things to do, and the thoughts of many people who have preceded you at your chosen destination. With TripAdvisor, you also have the ability to save your favorites.

- 1 To start, search the App Store TripAdvisor Hotels Flights Restaurants. Tap Get, and then tap Install to download and install the app. Tap the icon for the app on your Home screen to open it.
- 2 The first few slides ask you several questions about accessing your location, notifications, and ways to sign in. Tap Skip in the upper-right corner until you get to the main page of TripAdvisor.

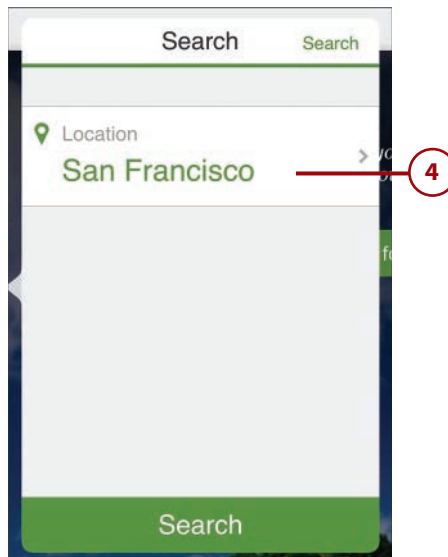
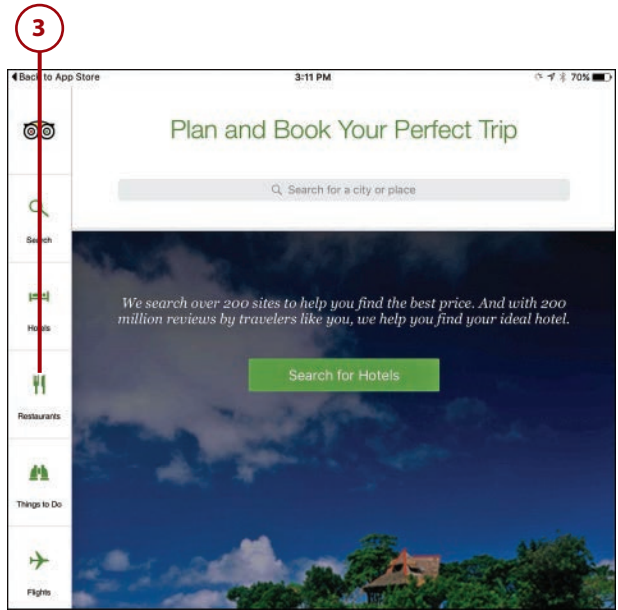


1

2



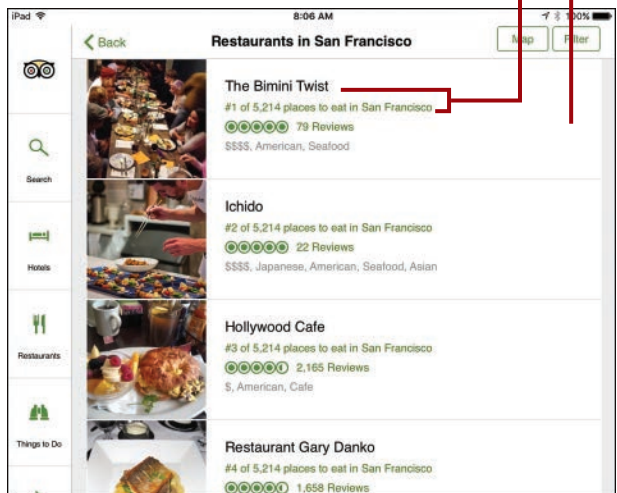
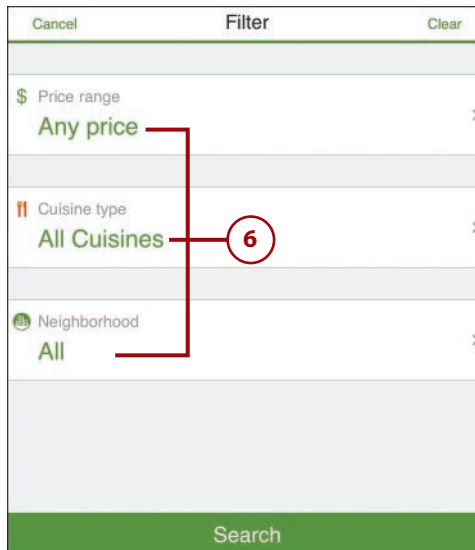
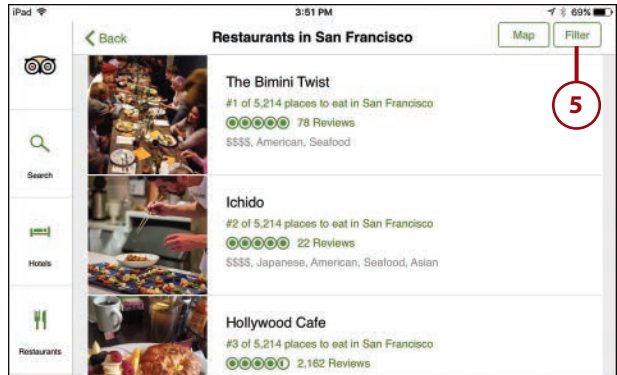
- 3 You can see the options you can explore through TripAdvisor along the left side of the screen. Tap the button that corresponds to what you want to explore.
- 4 For this example, I tapped Restaurants and typed **San Francisco** for the location to search.



- 5 The restaurant page now enables you the opportunity to refine your search by cuisine, price range, and locations within the city by tapping the Filter button.
- 6 In this example, I chose all cuisines, all prices, all neighborhoods, and all dining options.
- 7 At the time of this search, 5,214 restaurants were listed in San Francisco. You can tap the map to find the location of restaurants near your present location.
- 8 Tap on The Bimini Twist insert to see further details.

Location Settings

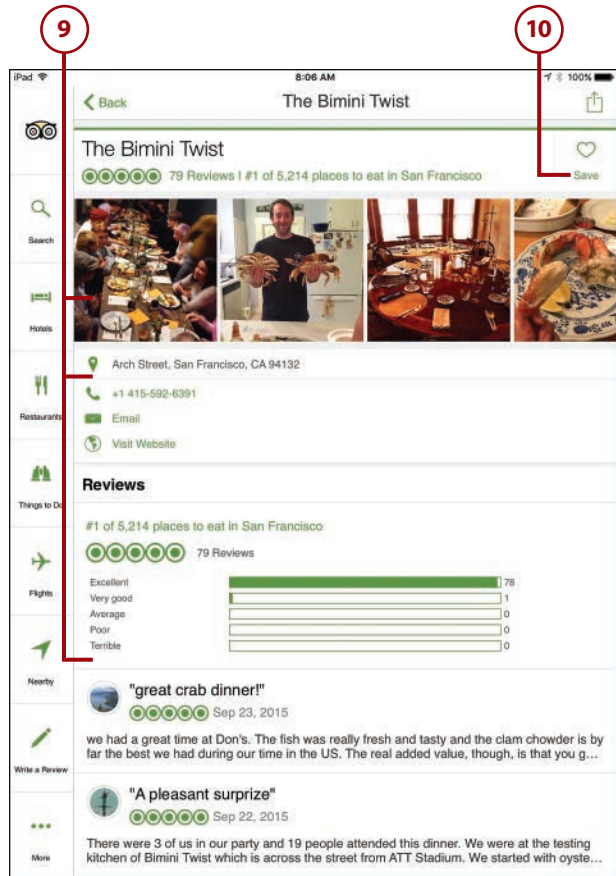
To change your location settings, open the Settings App from your iPad's home screen, and then tap Privacy on the left side. Along the right side, be sure that TripAdvisor is set to ON. This ensures that should you choose Current Location, your iPad can find you.



9 If you find the information interesting, you can tap Reviews, Photos, or Visit Website to see what others are saying or get even more information.

10 After you find a restaurant or hotel that you want to check out, tap the Save button to add it to your favorites.

You can tap Reserve with OpenTable to make a reservation (not shown).

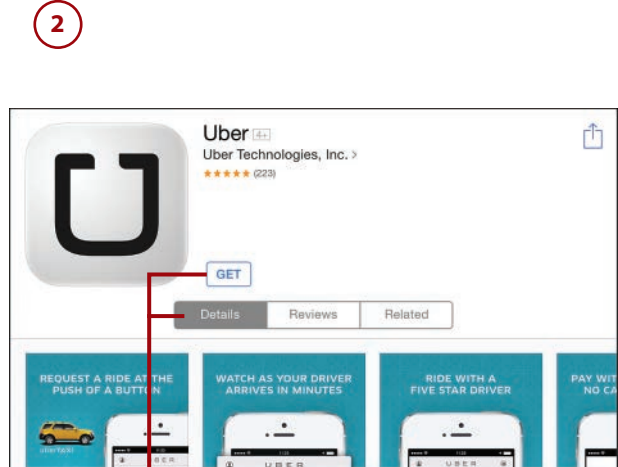
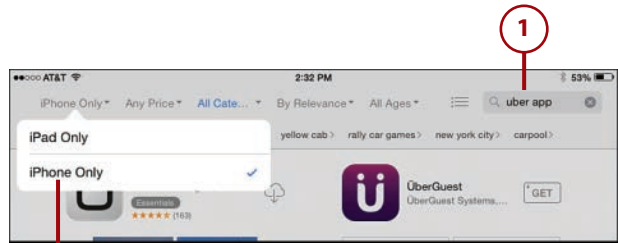


Getting a Ride Using the Uber App

You can now use your iPad to get from one place to another, including from the airport to a destination or home. Uber has become a transportation phenomenon. Now, with a few taps, you can request a ride, type in the car of your choice (similar to a cab service but with more options), watch as your driver arrives in minutes, pay with your mobile device, and usually save money. Note: You will need to either be in an area that has wireless capability or have an iPad that works on cellular.

As we are writing this, Uber is located primarily in major cities, but we fully expect that this service will expand quickly.

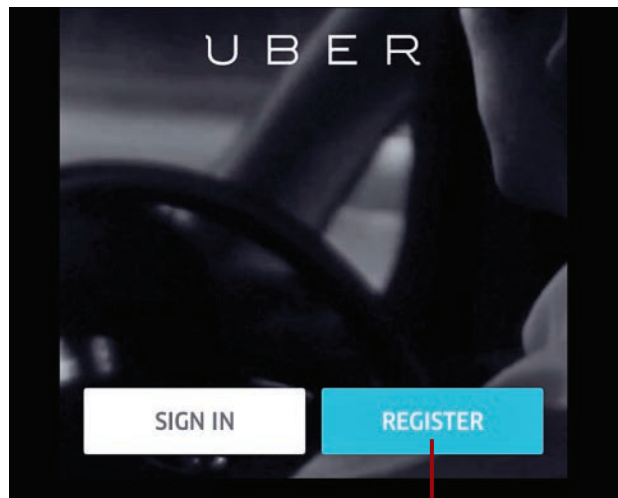
- 1 Open the App Store by tapping its icon on your home screen, and then type **Uber** in the Search field in the upper-right corner.
- 2 To locate Uber in the App Store, you first need to change the type of apps from iPad Only to iPhone Only at the top of the search results screen. When you see the Uber app in the search results, tap it. You can use the options on this screen to review the details about this app as well as read reviews from other users.
- 3 Tap Get when you are ready to download and install it, and then tap Open.



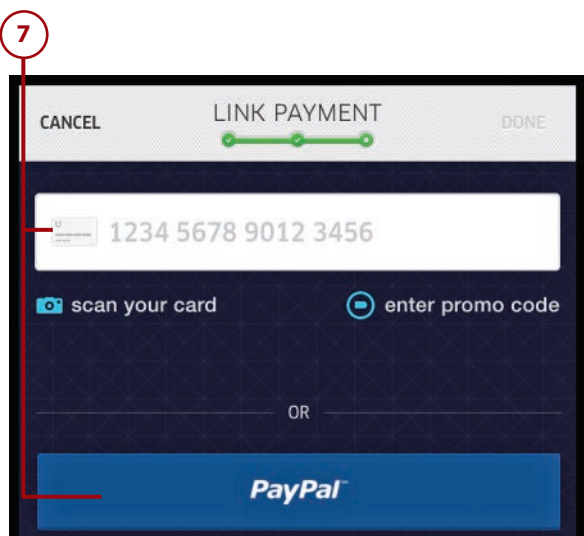
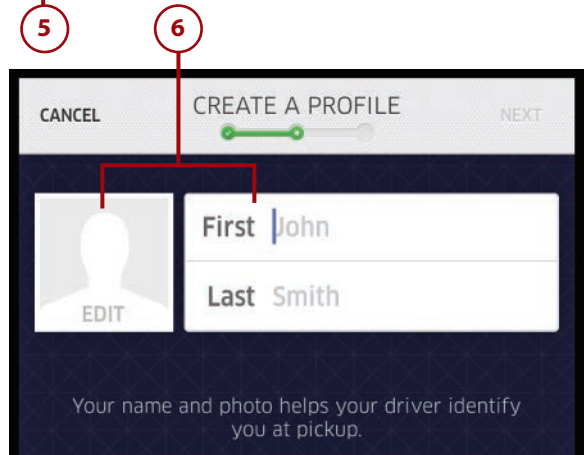
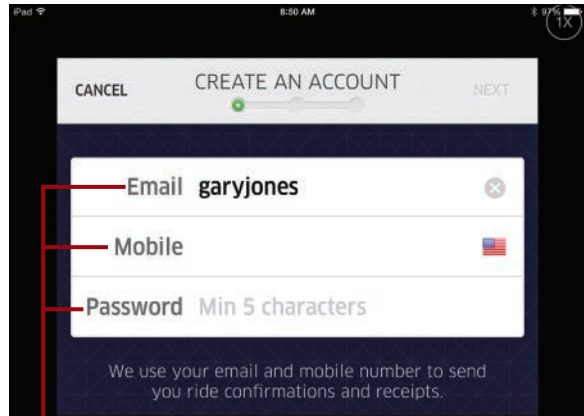
Using iPhone Apps on iPad

Even though some apps are listed as “iPhone Only,” they will work just fine on the iPad. The app was developed for the size of the iPhone screen, so it will appear smaller on your iPad. You can tap the 2x button to make an iPhone app larger to fill your iPad screen. Regardless of the size of the app, it works the same on either device.

- 4 Tap Register to create an account, or tap Sign In if you already have an Uber account.



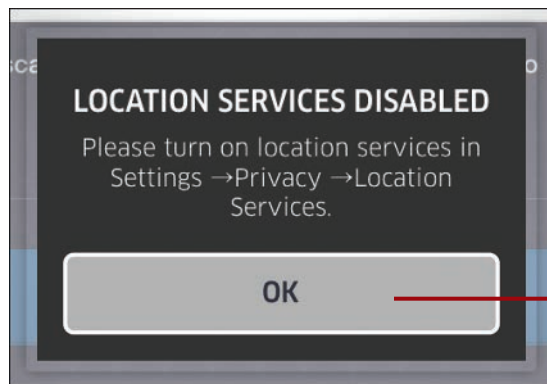
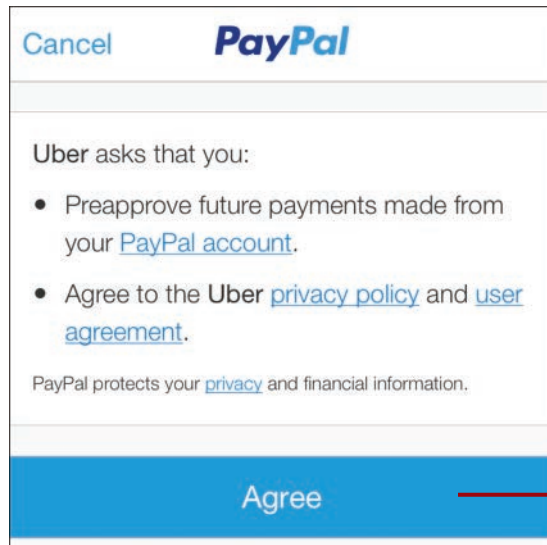
- 5 You can create an account by completing your email address, adding your mobile phone number, and creating a password. As noted, Uber will use this information to send you ride confirmations and receipts. Tap Next in the upper-right corner.
- 6 Create a profile with your name and photo to help the driver identify you at pickup. Type your name in the fields, and then tap the picture button to add a photo of yourself for the driver to see. You can take a new photo or choose one from your photo library. When finished, tap Next.
- 7 Now you can enter arrangements for making payment for your ride. This can be done using a credit card or via PayPal (a secure way to make payment on the internet). I chose to use my PayPal account.



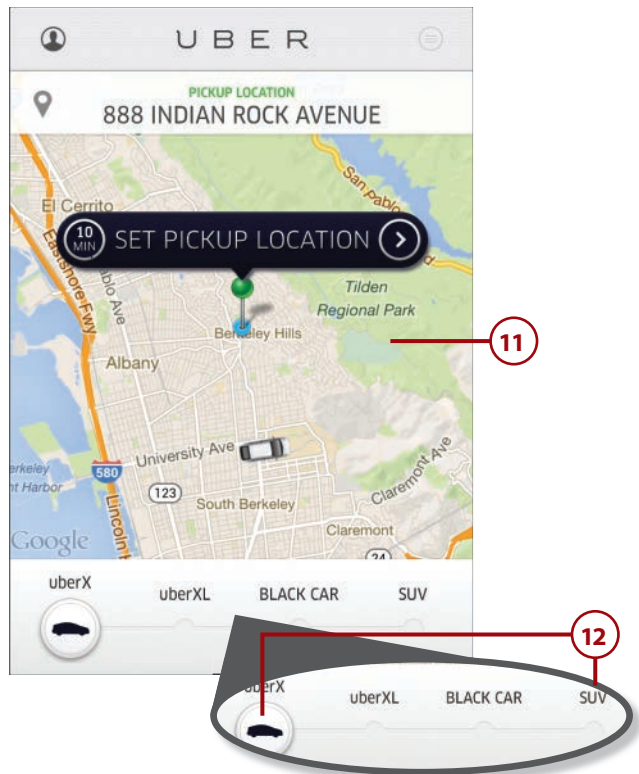
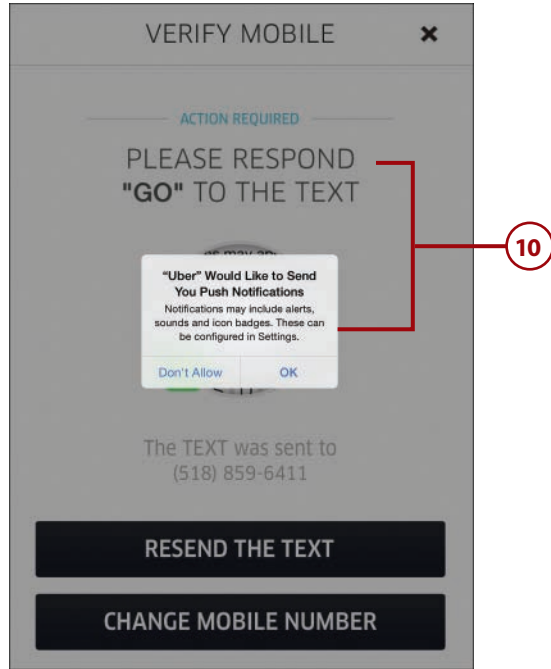
- 8 After you have decided your method of payment, Uber asks that you approve future payments using your chosen account. Tap Agree to continue.
- 9 If you have not already done so, Uber will ask that you turn on Location Services. This enables Uber to use your built-in GPS to determine your location as you use its service.

Location Services Settings

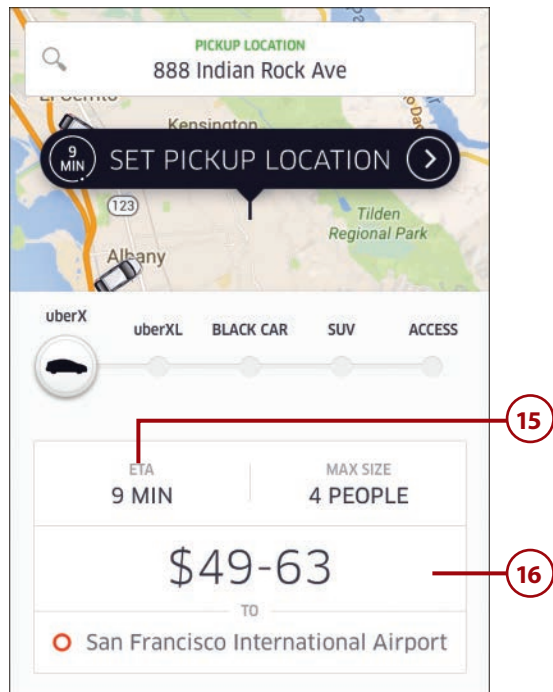
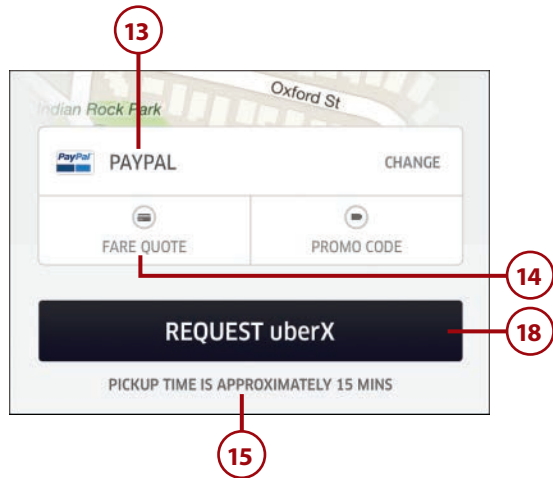
Location Services is turned on using the Settings app. Tap the Settings app icon on your Home screen. Tap Privacy on the left side. Tap Location Services on the right side. If Location Services is turned off, slide the switch to on (green). Look in the list below Location Services and locate Uber. Turn on Location Services by sliding the switch to on (green). You can turn this on or off anytime by coming back to these settings.



- 10 Uber sends you a text you are required to answer by responding "GO." You are asked to allow Push Notifications so that Uber can send you messages concerning your ride(s).
- 11 Using your iPad's GPS, Uber shows your location on a map and gives you the opportunity to set pickup location.
- 12 You need to decide what type of vehicle you want to pick you up. The choices range from uberX, the cheapest option (a common car), to an SUV, the most expensive option. Not all locations have the same car options. In some larger cities, Taxi is an Uber option as well.




- 13 I tapped uberX, and the next page confirms my predetermined payment option. Tap Change to choose another type of payment.
- 14 Tap Fare Quote for details on your fare with this car.
- 15 The approximate pickup time is also indicated.
- 16 I tapped Fare Quote and entered San Francisco International Airport as my destination. The estimated quote for my uberX car to take me to the airport is between \$49 and \$63.
- 17 You'll see a note that some variability in the fare as a result of traffic, weather, and other factors is possible. Tap the X in the upper-right corner to return to the Confirmation page.
- 18 Tap Request uberX to complete the pickup request. You receive a confirmation of the request and an approximate time your car will arrive. Additionally, you are given the name, photo, and phone number of the person who is picking you up.




>>>Go Further

MORE USEFUL TRAVEL APPS


There are many more apps for travel that we cannot cover in this book, so here's a list of some others to check out the next time you get ready to take a trip.




- **Airports by Travel Nerd**—This offers a great deal of information on more than 50 airports worldwide, including maps, airlines by terminal, shops and restaurants, ground transportation, and information you need to have before taking off and landing.




- **Lyft**—Try Lyft for a friendly, affordable ride whenever you need one.




- **Minube**—This provides a user-generated travel guide that provides plenty of insight into places you may be traveling.



- **PackPoint Packing List Travel Companion**—This app analyzes the weather in the region you are traveling and helps you pack accordingly.



- **Sound Sleeper**—Having trouble sleeping due to unfamiliar sounds while you are traveling (or have a grandchild that's having a hard time getting to sleep)? This app offers 14 soothing sounds, from a car ride to the ocean to rain, that can be played to help you fall into restful sleep.



- **XE Currency Converter**—This app helps you to determine the value of currency in a foreign country.

This page intentionally left blank

Index

Symbols

- 24-Hour Time switch, 51
- 8500+ Drink and Cocktail Recipes app, 336
- # (pound sign), 345

A

- AARP app, 272-274, 465
- AARP travel website, 274
- About settings, 60
- accessibility, 58-59
- Access Within Apps, 61
- accommodations
 - finding
 - Airbnb app*, 275-281
 - Kayak app*, 289-292
 - home exchanges, 285-288
- accounts, creating
 - Amazon accounts, 475
 - email accounts, 186-188
 - ESPN accounts, 424
 - Netflix accounts, 387
 - Shutterfly accounts, 356
 - Skype accounts, 353
 - YouTube accounts, 364
- Add Account option (Mail Settings), 186-188
- Add a Fingerprint command, 49
- Add Bookmark command (Safari), 168
- Add Calendar command (Calendars), 146
- Add List option (Reminders), 154
- Add Songs button (Music), 93
- Add to Existing Contact command (Mail), 190
- Add to Home Screen option (Safari), 173
- Add to Reading List option (Safari), 174
- AE/AF Lock, 211
- Afterlight, 216
- AIM, 367
- Airbnb app, 275-281
- AirDrop, 37, 80-81
 - enabling, 80
 - sharing photos with, 226

- AirPlay, 37
 - accessing, 109-110
 - viewing photos on Apple TV, 226
- Airports by Travel Nerd, 312
- air travel, booking
 - Kayak app, 289-292
 - SeatGuru app, 295-298
- Alarm button (Clock), 155
- alarms
 - deleting, 156
 - editing, 156
 - setting, 155-157
- albums
 - creating, 232-233, 357-358
 - overview, 230
 - Recently Added album, 233
 - Recently Deleted album, 233
 - viewing, 230-231
- alerts, 267
 - alert sounds, 43-45
 - setting, 140
- Allow Photo Access option (Shutterfly), 356
- All Recipes app, 335
- Always Bcc Myself option (Mail), 201
- Amazon app, 474-478
- Amazon Instant Video app, 106
- Ancestry app, 468-473
- app folders, creating, 245-247
- Apple IDs, 68-69, 426
- Apple iPad Smart Cover, 7
- Apple Music, 76
 - cancelling, 101
 - overview, 100
 - playing music via, 102-104
 - signing up for, 101
- Apple password, resetting, 68
- Apple TV, 226
- apps, 239. *See also specific apps* (for example, Mail)
 - app folders, 245-247
 - arranging on Home screen, 244-245
 - contacting developers of, 259
 - deleting, 244, 250
 - downloading, 241, 410
 - finding in App Store, 255-256
 - free versus paid, 243, 449
 - freemium apps, 243
 - grouping in folders, 245-247
 - help, 257-258
 - in-app purchases, 243
 - iPhone/iPod touch apps, 256-257
 - monitoring
 - app storage information*, 260-262
 - battery usage*, 262-263
 - information sharing permissions*, 265
 - location usage*, 263-264
 - notification settings*, 266-268
 - opening, 392
 - paid apps, 243
 - purchasing, 239-243
 - quitting, 249-250
 - recommended apps, 256
 - redownloading, 243
 - reviewing, 259
 - searching Google for, 256
 - sharing with family, 259
 - switching between, 248
 - syncing, 67-71, 79
 - viewing currently running apps, 248
 - viewing multiple apps
 - Picture-in-Picture*, 254-255
 - Slide Over*, 250-252
 - Split View*, 252-253
- app screens, 14
- App Store, 239
 - finding apps in, 255-256
 - purchasing apps from, 239-243
- App Support button, 258

articles, viewing with Safari Reader, 167
 Ask Before Deleting option (Mail), 200
 asking Siri questions, 30-31
 Ask to Join Networks option, 61
 auctions, eBay, 483-485
 audio. *See* sound
 Auto-Capitalization, 52
 Auto-Correction, 52
 AutoFill, 178-183
 filling out web forms with, 181-182
 security, 180-181
 setting up, 179-181
 troubleshooting, 183
 Auto-Lock setting, 46
 automatic downloads, 59-60, 241
 Auto-Night Theme switch (iBooks), 122
 Auto Trader, 480
 Auto Upload (Shutterfly), 357

B

backing up data, 74. *See also* syncing
 Back Up Now button, 74
 Badge App Icon, 267
 bandwidth usage with iTunes Radio, 114
 Banners, 267
 Battery Usage settings, 262-263
 bidding on eBay, 483-485
 Blackjack, 406
 blip.tv, 106
 Blocked option (Messages), 203
 blocking users in Messages, 203-204
 Block this Caller option (Messages), 204
 boards (Pinterest), 495

booking
 accommodations
 Airbnb app, 275-281
 Kayak, 289-292
 flights
 Kayak app, 289-292
 SeatGuru app, 295-298
 bookmarks
 iBooks, 125
 Safari, 168-170
 creating, 168-170
 deleting, 172
 Home screen bookmarks, 173
 syncing, 172
 Bookmarks button (iBooks), 125
 books
 buying
 from iBooks, 117-119
 from other sellers, 118
 deleting, 128
 finding, 120
 free, 131
 in iCloud, 126
 organizing in iBooks, 125-128
 reading in iBooks, 381
 bookmarks, 125
 highlights, 123-124
 notes, 123-124
 reading aids, 121-122
 viewing books, 120-121
 reading in Kindle app, 129-130
 reading with Google Play Books app, 131
 reading with Nook app, 131
 syncing, 79-80
 Brain Training Calibration (Fit Brains Trainer), 437
 brain training with Fit Brains Trainer, 435-439
 brightness settings, 58-59, 121
 browser. *See* Safari

browsing

- photos, 221-224
- to URLs, 160-163

Buy App button (App Store), 242

buying. *See* purchasing

Buy It Now (eBay for iPad), 485

C

calculator apps, Jumbo Calculator, 502

Calendar app

calendars

- creating*, 145-147
- default calendar*, 147
- deleting*, 147
- sharing*, 147

Day view, 141-142

default calendar, 147

events

- creating*, 139-140
- deleting*, 140

Month view, 144-145

Week view, 143

syncing with iCloud, 67-71

Year view, 142

calls

muting, 351

video calls, 347

FaceTime, 348-354

Skype, 352-354

Camera, 209

AE/AF Lock, 211

Camera Roll, 211

editing photos, 212-216

focus and exposure area, 211

modes, 210

panoramic photos, 216-218

photos

editing, 212-219

panoramic photos, 216-219

sharing, 226-230

taking, 209-212

viewing, 225-226

Camera+, 216

Camera Roll, 211

Cancel button (Mail), 195

canceling Apple Music, 101

capitalizing words, 19

capturing screen, 235

cars (Uber), requesting, 306-311

Catalog Spree, 502

Cellular Data, turning on, 65-67

checking

storage space, 60, 71

traffic with Waze, 497-501

version of iOS, 60

checklists, creating in notes, 150

Choose a New Wallpaper option, 40

City Papers app, 409-413

Classifieds, 480

classifieds apps

Auto Trader, 480

Classifieds, 480

Craigslist for iPad, 479-483

Clock app, 155-157, 325

closing

apps, 249

Control Center, 37

CNBC Real-Time for iPad app, 414-417

CNN App for iPad, 417-419

Collections button (iBooks), 120

Collections level (Photos), 222

collections of books, creating, 126-128

color themes (iBooks), 122

commercials (iTunes Radio), 114

communication. *See also* photo

management apps

AIM, 367

calls

FaceTime, 348-354

muting, 351

Skype, 352-354

Dragon Dictation, 367

email, 185, 339-340

composing, 192-194

configuring how email is received,
197-198

deleting, 194-196

email accounts, 186-188

folders, 192

handing off, 193-194

images, 193

moving, 194-196

multiple inboxes, 191

previewing, 200

providers, 188

reading, 189-192

recovering deleted email, 195

searching, 196

sending, 192

settings, 200-202

signatures, 199-200

spam filters, 196

syncing with iCloud, 67-71

undeleting, 195

VIPs, 192

Facebook, 340-343

FaceTime, 347-354

Instagram, 344-347

Skype, 347, 352-354

Twitter, 368

YouTube, 363-367

Compose button

Mail, 192

Notes, 148

composing

email, 192-194

text messages, 204-207

connections. *See* networks

contacting app developers, 259

Contacts

adding, 133-136

composing email to, 138

copying, 137

editing, 138

in iCloud, 133

nicknames, 136

searching for, 136-137

sharing, 80-81, 138

syncing with iCloud, 67

VIPs, 192

Control Center, 9, 36-37

accessing, 61

Access Within Apps, 61

closing, 37

opening, 36-37

Copy command, 28

copying

contacts, 137

copy and paste, 28-29

text, 28-29

copy protection (video), 108

Craigslist for iPad, 479-483

Create a New Apple ID option, 68

Create New Contact command (Mail), 190

credit cards, scanning, 176

Crop button (Camera), 213

cropping photos, 214

culinary resources, 315

8500+ Drink and Cocktail Recipes, 336

All Recipes, 335

Epicurious, 316-321

Escoffier Cook's Companion, 321-325

Fooducate, 445-448
 Foodgawker, 336
 Harvest to Hand, 336
 HealthyOut, 446
 My Diet Diary, 446
 Nutrition Menu, 446
 Open Table, 328-331
 Urban Spoon, 336
 Yelp, 332-335
 Zest, 336

currency converter app, 312
 currently running apps, viewing, 248
 customization, 39

- alert sounds, 43-45
- date/time, 51
- display and brightness, 58-59
- Do Not Disturb settings, 54-55
- iBooks display, 121-122
- keyboard settings, 52-54
- parental restrictions, 56-57
- password protection, 45-48
- side switch functionality, 50
- Touch ID, 49-50
- wallpaper, 40-43

 custom ringtones, 45
 CVS Pharmacy app, 458-460

D

Data Roaming, 67
 Date & Time settings, 51
 Day view (Calendar), 141-142
 Deals of the Day (Amazon), 477
 Default Account option (Mail), 201
 default calendar, 147
 Define button (iBooks), 123

deleting

- apps, 244, 250
- bookmarks (Safari), 172
- books, 128
- calendars, 147
- clock alarms, 156
- email, 194-196
- events, 140
- photos, 213
- reminders, 154

 dictation, 25-27, 367
 diet apps. *See* fitness apps
 dining reservations, making with Open Table, 328-331
 directions, getting with Maps app, 292-294
 dismissing notifications, 35
 Display & Brightness settings, 58-59
 display settings, 58-59
 Dock command, 22
 documents

- sharing with AirDrop, 80-81
- syncing with iCloud, 67-71

 Done button

- Contacts, 135
- Reminders, 154

 Do Not Disturb mode, 37, 54-55
 downloads

- apps, 241, 410
- automatic downloads, 59-60, 241
- movies from iTunes, 381-383

 dragging, 11
 Dragon Dictation, 367
 Dripler app, 419-423
 DVDs, importing, 107
 Dvorak keyboard, 52
 Dynamic wallpapers, 41

E

eBay for iPad, 483-485

Edit button

Camera, 213

Clock, 155

email, 185, 339-340

composing, 192-194

configuring how email is received,
197-198

deleting, 194-196

email accounts, 186-188

folders, 192

handing off, 193-194

images, 193

moving, 194-196

multiple inboxes, 191

previewing, 200

providers, 188

reading, 189-192

recovering deleted email, 195

searching, 196

sending, 192

settings, 200-202

signatures, 199-200

spam filters, 196

syncing with iCloud, 67-71

undeleting, 195

VIPs, 192

Enable LTE option, 65

Enable Restrictions option, 56

enabling. *See* customization; setting up

encyclopedia apps, Wikipedia Mobile, 502

Ends field (Calendar), 139

Enhance button (Camera), 213

enhancing photos, 213

enlarging text, 58

entertainment apps, 371

Blackjack, 406

Fandango, 372-375

iBooks, 381

IMDb, 406

iTunes

playing music, 384

renting movies, 381-383

Netflix, 386-390

NPR (National Public Radio) for iPad,
384-386

Pandora Radio, 390-394

Pinterest, 406

Podcasts, 394-401

Seat Geek, 401-405

Solitaire, 376-378

Stitcher, 406

TED, 398-401

Words with Friends, 379-380

Yesterday USA, 406

Entire Music Library option (iTunes), 74

Epicurious, 316-321

Erase Data feature, 47

Escoffier Cook's Companion, 321-325

ESPN ScoreCenter app, 423-425

events (Calendar)

creating, 139-140

deleting, 140

event tickets, purchasing with Seat Geek,
401-405

exchanging homes, 285-288

exercise apps. *See* fitness apps

extensions (Safari), 183

F

Facebook, 226, 340-343

FaceTime, 347-352

family, communicating with.

See communication; social media apps

FamilySearch - Tree, 469

- Family Sharing, 97-100, 259
- family tree, tracing with Ancestry app, 468-473
- Fandango app, 372-375
- farmer's markets, finding with Harvest to Hand, 336
- Favorites
 - Camera, 213
 - Safari, 168-170
- Featured podcasts (Podcasts), 104
- fetch delivery, 197-198
- Fetch New Data setting (Mail), 197-198
- files
 - iCloud Drive files
 - accessing*, 83-85
 - opening*, 85
 - PDFs, adding to iBook library, 118
- filling in web forms
 - AutoFill, 178-183
 - filling out web forms with*, 181-182
 - security*, 180-181
 - setting up*, 179-181
 - troubleshooting*, 183
 - manually, 177-178
- filters (photo), 215, 218-219
- financial news, CNBC Real-Time for iPad, 414-417
- finding. *See* searches
- Find My iPad, 71
- fingerprints, adding to Touch ID, 49-50
- Fit Brains Trainer, 435-439
- fitness apps
 - AARP, 465
 - CVS Pharmacy, 458-460
 - Fit Brains Trainer, 435-439
 - FitStar, 439-445
 - Fooducate, 445-448
 - HealthyOut, 446
 - Map My Walk, 449-452
 - MedCoach Medication Reminder, 452-457
 - My Diet Diary, 446
 - Nutrition Menu, 446
 - Pill Alert, 454
 - Pill Reminder, 454
 - Walkmeter GPS Pedometer, 450
 - WebMD for iPad, 461-465
- FitStar, 439-445
- flicking, 11
- Flickr, 354, 359-362
- flights, booking
 - Kayak app, 289-292
 - SeatGuru app, 295-298
- focus and exposure area (Camera), 211
- folders
 - app folders, 245-247
 - email folders, 192
- fonts
 - iBooks, 122
 - Kindle, 130
- Foodgawker, 336
- food-related resources, 315
 - 8500+ Drink and Cocktail Recipes, 336
 - All Recipes, 335
 - Epicurious, 316-321
 - Escoffier Cook's Companion, 321-325
 - Fooducate, 445-448
 - Foodgawker, 336
 - Harvest to Hand, 336
 - HealthyOut, 446
 - My Diet Diary, 446
 - Nutrition Menu, 446
 - Open Table, 328-331
 - Urban Spoon, 336
 - Yelp, 332-335
 - Zest, 336
- Fooducate app, 445-448

force closing apps, 249
 foreign languages, translating, 298-302
 Forgot Apple ID or Password option, 68
 forgotten passcodes, 48
 four-finger gestures, 12
 Foursquare app, 282-285
 Fragment Prismatic Effects, 216
 free apps, 243, 449
 freemium apps, 243
 friends, communicating with.
 See communication; social media apps
 Fuelzee, 486

G

gadgets, iDevices® Kitchen Thermometer,
 488-493
 games, 375
 Blackjack, 406
 Solitaire, 376-378
 Words with Friends, 379-380
 Gas Buddy, 486-488
 genealogy apps
 Ancestry, 468-473
 FamilySearch - Tree, 469
 MyHeritage, 469
 RootsMagic, 469
 General Settings
 About settings, 60
 Auto-Lock, 46
 Date & Time, 51
 Handoff, 193
 Keyboard, 52-54
 Language & Region, 26
 Lock Rotation, 50
 Lock/Unlock, 61
 Mute, 50
 Reset, 61
 Restrictions, 56-57, 410

Siri, 29
 Spotlight Search, 61
 Storage & iCloud Usage
 Battery Usage, 262-263
 Manage Storage option, 260-262
 generations of iPads, 3
 identifying your iPad, 4
 iOS 9, 5
 Geofence, 264
 gestures
 dragging, 11
 flicking, 11
 four-finger gestures, 12
 pinching, 10
 pulling down and releasing, 11
 shaking, 10
 switching between apps, 248
 tapping, 10
 touching, 10
 Get Sample button (iBooks), 119
 Google searches, 256
 Google Play Books app, 131
 GPS pedometers
 Map My Walk app, 449-452
 Walkmeter GPS Pedometer, 450
 grouping apps in folders, 245-247
 Groupon, 502

H

Handbrake, 107
 Handoff, 82, 193-194
 Hangouts, 368
 Harvest to Hand app, 336
 hashtags, 345
 HD (high definition), 108
 HDR button (Camera), 211
 HDR (High Dynamic Range Imaging), 211

health apps

- AARP, 465
 - CVS Pharmacy, 458-460
 - Fit Brains Trainer, 435-439
 - FitStar, 439-445
 - Fooducate, 445-448
 - HealthyOut, 446
 - Magnifying Glass with Light, 465
 - Map My Walk, 449-452
 - MedCoach Medication Reminder, 452-457
 - My Diet Diary, 446
 - Nutrition Menu, 446
 - Pill Alert, 454
 - Pill Reminder, 454
 - Walkmeter GPS Pedometer, 450
 - WebMD for iPad, 461-465
- HealthyOut app, 446
- help
- app help, 257-258
 - AutoFill, 183
- Hey Siri feature, 32
- high definition (HD), 108
- High Dynamic Range Imaging (HDR), 211
- Highlight button (iBooks), 123
- highlighting books, 123-124
- History (Safari), 170-171
- Home button, 6
- home exchanges, 285-288
- Home screen
- arranging apps on, 244-245
 - bookmarks, 173
 - overview, 13-14
 - searching from, 14-16
- Home Sharing, 110-111
- home videos, 107
- horizontal orientation, 212
- iBooks, 381
- bookmarks, 125
 - buying books, 117-119
 - customizing display, 121
 - deleting books, 128
 - opening PDFs in, 118
 - organizing books, 125-128
 - reading books
 - bookmarks, 125
 - highlights, 123-124
 - notes, 123-124
 - reading aids, 121-122
 - viewing and turning pages, 120-121
- iCloud, 71
- backing up to, 74
 - contacts, 133
 - iCloud Drive app, 86
 - iCloud Drive files
 - accessing, 83-85
 - opening, 85
 - Family Sharing, 97-100
 - notes, 149
 - Photo Library, 220
 - Photo Sharing, 221, 226
 - purchased books, 126
 - reminders, 155
 - signing in, 68
 - syncing with, 67-71
- ID (Apple), 426
- identifying iPad versions, 4
- iDevices® Connected app, 489-493
- iDevices® Kitchen Thermometer, 488-493
- images
- adding
 - to email messages, 193
 - to email signatures, 199
 - to text messages, 205

- photos. *See* photos
 - setting as wallpaper, 40-43
 - IMDb app, 406
 - iMessage, turning on, 202
 - importing DVDs, 107
 - in-app purchases, 243
 - inboxes, multiple, 191
 - information sharing permissions, viewing, 265
 - Instagram, 344-347
 - installing Safari extensions, 183
 - instant messaging
 - AIM, 367
 - Messages app
 - blocking users, 203-204*
 - sending/receiving text messages, 204-207*
 - setting up, 202*
 - interface elements. *See also* Siri
 - Control Center, 36-37
 - copy and paste, 28
 - dictating text, 25
 - editing text, 27
 - menus, 18
 - notifications
 - dismissing, 35*
 - Notifications Center, 32-35*
 - on-screen keyboard, 19
 - keyboard as trackpad, 29*
 - keyboard modes, 19-24*
 - keyboard shortcut bar, 22-24*
 - splitting, 21*
 - undocking, 21*
 - tab bars, 18
 - toolbars, 17
 - Internet connections
 - Cellular Data, 65-67
 - Data Roaming, 67
 - Wi-Fi network connections, 63-65
 - Intervac Home Exchange app, 286-288
 - iOS 9, 5
 - iPad Pro Smart Keyboard, 7
 - iPhone apps, 256-257, 275, 307
 - iPod touch apps, 256-257
 - iThermometer, 488-493
 - iTunes. *See also* Apple Music
 - Apple Music, 76
 - Family Sharing, 97-100
 - Home Sharing, 110-111
 - iTunes Match, 76, 92
 - iTunes Radio, 384
 - bandwidth, 114*
 - commercials, 114*
 - listening to, 111-113*
 - playing music, 384
 - purchasing media from, 94-97
 - Radio, 384
 - renting movies, 381-383
 - syncing with, 72-76, 96
 - Apple Music, 76*
 - capabilities, 78-80*
 - iTunes Match, 76*
 - manual syncing, 76*
 - music syncing, 74-75*
 - photo syncing, 76-78*
 - syncing options, 73-74*
 - types of data that can be synced, 78-80*
-
- ## J
- jogging with Map My Walk app, 449-452
 - Join Apple Music setting, 101
 - Jumbo Calculator, 502

K

Kayak app, 289-292

keyboard

dictation, 25-27

Dvorak keyboard, 52

keyboard as trackpad, 29

keyboard modes, 19-20

keyboard shortcut bar, 22-24

predictive text, 24-25

QWERTY keyboard, 52

third-party keyboards, 54

settings, 52-54

splitting, 21

undocking, 21

Keyboard Clicks setting, 44

Keyboards button, 52

keyboard shortcut bar, 22-24

Kindle app, 129-130

Kitchen Thermometer, 488-493

L

Label option (Clock), 156

Language & Region settings, 26

languages, translating, 298-302

libraries

iBooks library, 118, 121

iCloud Photo Library, 220

Library button (iBooks), 121

listening

to music

AirPlay, 109-110

Apple Music, 102-104

Home Sharing, 110-111

iTunes, 384

iTunes Radio, 111-113

Music app, 89-92

NPR (National Public Radio) for iPad, 384-386

Pandora Radio, 390-394

playlists, 92-94

Siri, 92

third-party apps, 92

to podcasts, 104-105, 394-397

to TED Talks, 398-401

lists, Recents list, 248

Load Remote Images option (Mail), 201

location information in photos, 224

locations, finding, 292-294

Location Services, 264, 283, 292, 309, 498

location usage, viewing, 263-264

locking orientation, 37

Lock Rotation, 50

Lock screen, 13

Lock Sounds setting, 44

Lock/Unlock settings, 61

LTE, enabling, 65-67

Lyft, finding rides, 312

M

Maglight app, 502

magnifying glass app, 502

Magnifying Glass with Light app, 465

Mail app, 185

composing email, 192-194

configuring how email is received, 197-198

creating folders, 192

creating signatures, 199-200

deleting email, 194-196

email settings, 200-202

handing off email, 193-194

keyboard shortcut bar, 23

moving email, 194-196

multiple inboxes, 191

reading email, 189-192

- recovering deleted email, 195
 - searching email, 196
 - setting up email accounts, 186-188
 - spam filters, 196
 - VIPs, 192
- Manage Storage setting, 260-262
- Manually Manage Music and Videos option, 73, 76
- Manual setting (Mail), 197-198
- Map My Walk, 449
- MapQuest, 497
- Maps app, 292-294
- MedCoach Medication Reminder, 452-457
- medical apps. *See* health apps
- Medication Reminder app, 452-457
- medications
- medication-reminder apps
 - MedCoach Medication Reminder*, 452-457
 - Pill Alert*, 454
 - Pill Reminder*, 454
 - refilling with pharmacy apps, 458-460
- menus, 18
- Merge command, 21
- messages. *See* email; text messages
- Messages app
- blocking users, 203-204
 - sending/receiving text messages, 204-207
 - setting up, 202
- microphone button, 25
- Minube, 312
- mirroring iPad screen, 110
- model number, finding, 61
- models of iPad, 4
- modes
- Camera, 210
 - keyboard modes, 19-20
- Moments (Camera), 224, 225
- monitoring apps
- app storage information, 260-262
 - battery usage, 262-263
 - information sharing permissions, 265
 - location usage, 263-264
 - notification settings, 266-268
- Month view (Calendar), 144-145
- More button (Messages), 206
- The Moth, 396
- Move button
- iBooks, 119
 - Mail, 194
- movement detection, 9
- movies
- buying versus renting, 108
 - Family Sharing, 97-100
 - finding movie information with IMDb, 406
 - HD Versus SD, 108
 - movie tickets, buying, 372-375
 - movie times, finding, 372-375
 - playing
 - AirPlay*, 109-110
 - iTunes movie rental*, 381-383
 - Netflix app*, 386-390
 - third-party apps*, 106
 - Videos app*, 106-108
 - purchasing
 - from iTunes*, 94-97
 - from other online stores*, 94
 - renting on iTunes, 381-383
 - sharing
 - Family Sharing*, 97-100
 - Home Sharing*, 110-111
 - syncing, 79
- moving
- between apps, 248
 - email, 194-196
- Multi-Pass, 108

multiple apps, viewing

- Picture-in-Picture, 254-255
- Slide Over, 250-252
- Split View, 252-253

multiple email inboxes, 191

multitasking

- Picture-in-Picture, 254-255
- Slide Over, 250-252
- Split View, 252-253

music

- Apple Music, 76
 - cancelling*, 101
 - overview*, 100
 - playing music via*, 102-104
 - signing up for*, 101

buying

- from iTunes*, 94-97
- from other online stores*, 94

playback controls, 36-37

playing

- AirPlay*, 109-110
- Apple Music*, 102-104
- Control Center music playback controls*, 36-37
- Home Sharing*, 110-111
- iTunes*, 384
- iTunes Match*, 92
- iTunes Radio*, 111-113
- Music app*, 89-92
- NPR (National Public Radio) for iPad*, 384-386
- Pandora Radio*, 390-394
- playlists*, 92-94
- Siri*, 92
- third-party apps*, 92

playlists, 92-94

sharing

- Family Sharing*, 97-100
- Home Sharing*, 110-111

syncing with iTunes, 74-75

Music app. *See also* Apple Music

- creating playlists*, 92-94
- playing music*, 89-92

mute switch, 9, 37, 50, 351

My Books (iBooks), 126

My Diet Diary, 446

MyHeritage, 469

My Info (AutoFill), 179

My Music (Music), 90

My Podcasts (Podcasts), 104

My Radar, 425-428

N

Names and Passwords switch (AutoFill), 179

National Public Radio (NPR) for iPad, 384-386

Netflix app, 106, 386-390

networks

- Cellular Data, 65-67
- Data Roaming, 67
- syncing manually*, 76
- syncing with iCloud*, 67-71
- syncing with iTunes*, 73
 - capabilities*, 78-80
 - iTunes Match*, 76
 - music*, 74
 - photos*, 76-78

Wi-Fi network connections

- Ask to Join Networks option*, 61
- security*, 65
- setting up*, 63-65

New Collection button (iBooks), 126

New Contact form, 134

Newmark, Craig, 479

New Message button (Messages), 204

news, reading

- City Papers, 409-413
- CNBC Real-Time for iPad, 414-417
- CNN App for iPad, 417-419
- Dripler app, 419-423
- ESPN SportsCenter, 423-425
- Yahoo! Tech, 431-432

News Feed (Facebook), 342

nicknames, adding to contacts, 136

None alert style, 267

Nook app, 131

Note button (iBooks), 124

notes

- adding photos/sketches to, 151-152
- adding to books, 123-124
- checklists in, 150
- compared to reminders, 150
- creating, 147-152
- syncing through iCloud, 149
- taking, 148-149

Notes app, 147-152

- adding photos/sketches to notes, 151-152
- creating checklists in notes, 150
- creating notes, 148-149
- limitations of, 149
- notes versus reminders, 150
- syncing through iCloud, 149

notifications

- dismissing, 35
- modifying, 266-268
- Notifications Center, 32-35
- Push Notifications, 436

Notifications Center, 32-35

NPR (National Public Radio) for iPad, 384-386

nutrition apps. *See* food-related apps; health apps

Nutrition Menu, 446

O

On/Off (Wake/Sleep) button, 7

on-screen keyboard, 19

- dictation, 25
- keyboard as trackpad, 29
- keyboard modes, 19-20
- keyboard shortcut bar, 22-24
- predictive text, 24-25
- splitting, 21
- undocking, 21

opening

- apps, 392
- Control Center, 36-37
- iCloud Drive files, 85
- Notifications Center, 33-35
- PDFs in iBooks, 118

Opening eBay shopping page (eBay for iPad), 484

Open in iBooks option, 118

Open in New Tab option (Safari), 165

Open iTunes When This iPad Is Connected option, 73

Open Table app, 328-331

organizing

- apps
 - arranging apps on Home screen, 244-245*
 - creating app folders, 245-247*
- books in iBooks, 125-128

orientation, 107

- detection, 9
- in iBooks, 122
- orientation lock, 9, 37

P

PackPoint Packing List Travel Companion, 312

paid apps, 243

Pandora Radio, 92, 390-394

Pano mode (Camera), 210, 216-219

panoramic photos, 216-218

parental guidance (Family Sharing), 100

parental restrictions, 56-57

passcodes

 forgotten passcodes, 48

 setting, 45-48, 180

password protection, 45-48

 passcodes, 45-48, 180

 Apple passwords, 68, 426

pasting text, 28-29

PDFs, opening in iBooks, 118

pedometer apps

 Map My Walk app, 449-452

 Walkmeter GPS Pedometer, 450

permissions, information sharing

 permissions, 265

Perspective Zoom, 42

pharmacy apps, 458-460

Photo Booth, 218-219

Photo button (Notes), 151

Photo Library, 220

photo management apps, 354

 Flickr, 359-362

 Instagram, 344-347

 Shutterfly, 355-358

Photo mode (Camera), 210

photos

 adding

 to contacts, 135

 to notes, 151-152

albums

creating, 232-233

overview, 230

Recently Added album, 233

Recently Deleted album, 233

viewing, 230-231

browsing, 221-224

cropping, 214

deleting, 213

editing

Camera app, 212-216

Instagram, 346

Photo Booth, 218-219

enhancing, 213

filtering, 215, 218-219

High Dynamic Range Imaging, 211

location information, 224

marking as favorite, 213

panoramic photos, 216-218

photo sources, 220-221

rotating, 214, 226

screen captures, 235

setting as wallpaper, 40-43

sharing, 213, 226-230

Facebook, 340-343

Flickr, 354, 359-362

Instagram, 344-347

Shutterfly, 354-358

sharing with AirDrop, 80-81

slideshows, 234

creating, 233-234

sharing, 236

stopping, 234

syncing, 76-80, 220

taking

Camera app, 209-212

Photo Booth app, 218-219

viewing, 225-226

zooming, 214, 226

- Photos app
 - albums
 - creating*, 232-233
 - overview*, 230
 - viewing*, 230-231
 - photos, 226
 - browsing*, 221-224
 - photo sources*, 220-221
 - screen captures, 235
 - slideshowes
 - creating*, 233-234
 - sharing*, 236
 - stopping*, 234
- Photo Sharing, 221
- Photo Stream, 220
- Picture-in-Picture, 254-255
- Pill Alert app, 454
- Pill Reminder app, 454
- pinching, 10
- Pinterest, 406, 493-496
- Place Bid option (eBay for iPad), 485
- placing calls
 - FaceTime calls, 348-354
 - Skype calls, 352-354
- Play button (Podcasts), 105
- playing
 - games
 - Solitaire*, 376-378
 - Words with Friends*, 379-380
 - music
 - AirPlay*, 109-110
 - Apple Music*, 102-104
 - Control Center music playback controls*, 36-37
 - Home Sharing*, 110-111
 - iTunes*, 384
 - iTunes Match*, 92
 - iTunes Radio*, 111-113
 - Music app*, 89-92
 - NPR (National Public Radio) for iPad*, 384-386
 - Pandora Radio*, 390-394
 - playlists*, 92-94
 - Siri*, 92
 - third-party apps*, 92
- podcasts, 104-105
 - Podcasts app*, 394-397
 - Stitcher app*, 406
- TED Talks, 398-401
- video
 - AirPlay*, 109-110
 - iTunes movie rental*, 381-383
 - Netflix app*, 386-390
 - Picture-in-Picture*, 254-255
 - third-party apps*, 106
 - Videos app*, 106-108
 - YouTube videos*, 363-367
- playlists, 92-94
- Playlists button (Music), 93
- podcasts
 - listening to, 104-105
 - Podcast app*, 394-397
 - Stitcher*, 406
 - The Moth, 396
 - subscribing to, 104-105
 - syncing, 79
 - TED app, 398-401
 - This American Life, 396
- Podcasts app, 104-105, 394-397
- posting to Facebook, 340-343
- pound sign (#), 345
- predictive text, 24-25, 53
- prescriptions
 - medication-reminder apps
 - MedCoach Medication Reminder*, 452-457
 - Pill Alert*, 454
 - Pill Reminder*, 454
 - refilling with pharmacy apps, 458-460
- previewing email, 200

Preview settings (Mail), 200
 printing, 355-358, 482
 privacy
 Flickr, 360
 information sharing permissions, 265
 Location Services, 264
 Safari, 166
 Vine, 347
 private browsing (Safari), 166
 processors, 5
 public domain movies and videos, 106
 Public Website option (Photos), 229
 pulling down and releasing, 11
 purchasing
 airline tickets, 289-292
 apps, 239-243
 books
 from iBooks, 117-119
 from other sellers, 118
 event tickets, 401-404
 in-app purchases, 243
 movies/TV shows
 from iTunes, 94-97, 381-383
 from other online stores, 94
 movie tickets, 372-375
 music
 from iTunes, 94-97
 from other online stores, 94
 push delivery, 197-198
 Push Notifications, 436

Q

questioning Siri, 30-31
 quitting apps, 6, 249
 QWERTY keyboard, 52

R

radio apps
 iTunes Radio, 111-114, 384
 NPR (National Public Radio) for iPad,
 384-386
 Pandora Radio, 390-394
 Yesterday USA, 406
 Reader button (Safari), 167
 reading
 books
 in iBooks, 120-125, 381
 with Google Play Books app, 131
 with Kindle app, 129-130
 with Nook app, 131
 email, 189-192
 news
 City Papers, 409-413
 CNBC Real-Time for iPad, 414-417
 CNN App for iPad, 417-419
 Dripler app, 419-423
 ESPN SportsCenter, 423-425
 Yahoo! Tech, 431-432
 reading lists (Safari), 174-175
 real estate apps
 Trulia, 502
 Zillow, 502
 receiving
 email, 197-202
 text messages, 204-207
 Recently Added album, 233
 Recently Deleted album, 233
 Recents list, 248
 recipes, finding
 8500+ Drink and Cocktail Recipes, 336
 All Recipes, 335
 Big Oven, 335
 Epicurious, 316-321
 Escoffier Cook's Companion, 321-325
 Foodgawker, 336

- Food Network, 336
- Internet searches, 326-328
- Zest, 336
- recommended apps, 256
- recovering deleted email, 195
- Redeem button (Apple Store), 241
- redeeming codes in App Store, 241
- redownloading apps, 243
- refilling prescriptions with pharmacy apps, 458-460
- registering for Netflix accounts, 388
- remembering medications
 - MedCoach Medication Reminder, 452-457
 - Pill Alert app, 454
 - Pill Reminder app, 454
- Reminders
 - compared to notes, 150
 - setting, 152-155
 - syncing with iCloud, 155
- renaming app folders, 246
- renting movies, 108, 381-383
- re-ordering Reminders, 154
- Repeat Alerts, 268
- Repeat button (Music), 90
- Request Desktop Site option (Safari), 162
- Require Passcode button, 47
- reservations (restaurant), making with Open Table, 328-331
- Reset settings, 61
- resetting
 - Apple password, 68
 - your iPad, 61
- restaurants
 - choosing
 - Urban Spoon, 336
 - Yelp, 332-335
 - making reservations with Open Table, 328-331
- Restrictions settings, 56-57, 410
- Resume button (iBooks), 121
- reviewing apps, 259
- reviews
 - Airbnb, 280-281
 - Urban Spoon, 336
 - Yelp, 332-335
- Reviews (Podcasts), 105
- rides, finding with
 - Lyft, 312
 - Uber app, 306-311
- ringtones
 - custom ringtones, 45
 - syncing, 79
- RootsMagic, 469
- Rotate button (Camera), 214
- rotating photos, 214, 226
- running apps, viewing, 248

S

Safari

- bookmarks, 168-170
 - creating*, 168-170
 - deleting*, 172
 - Home screen bookmarks*, 173
 - syncing*, 172
- browsing to URLs, 160-163
- extensions, 183
- favorites, 168-170
- History, 170-171
- opening multiple pages, 165-166
- overview, 159
- private browsing, 166
- reading lists, 174-175
- Safari Reader, 167
- searching, 160-163

- viewing articles with Safari Reader, 167
- viewing web pages, 163-164
- web forms
 - AutoFill*, 178-183
 - filling in manually*, 177-178
- zooming in/out, 164
- Sample button (iBooks), 119
- Save button (Clock), 156
- Saved Credit Cards (AutoFill), 180
- Save Password option (AutoFill), 181
- scams on Craigslist, 483
- Scan Credit Card button, 176
- scanning credit cards, 176
- ScoreCenter app (ESPN), 423-425
- Scrabble. *See* Words with Friends
- screen captures, 235
- screens, 13-16
- Scrolling View (iBooks), 122
- SD (standard definition), 108
- searches
 - accommodations
 - Airbnb app*, 275-281
 - Kayak app*, 289-292
 - Ancestry app, 468-473
 - apps, 255-256
 - books, 120-121, 130
 - contacts, 136-137
 - eBay, 484
 - email, 196
 - farmer's markets with Harvest to Hand, 336
 - from Home screen, 14-16
 - locations, 292-294
 - Mail, 196
 - model number, 61
 - Music, 91
 - Netflix, 389
 - Pinterest, 496
 - podcasts, 394-401, 406
 - recipes
 - 8500+ Drink and Cocktail Recipes*, 336
 - All Recipes*, 335
 - Epicurious*, 316-321
 - Escoffier Cook's Companion*, 321-325
 - Foodgawker*, 336
 - Internet searches*, 326-328
 - Zest*, 336
 - rides, 306-311
 - search suggestions, 15
 - Spotlight Search, 14-16, 61
 - web, 160-163
 - YouTube, 367
- season passes (TV shows), 108
- Seat Geek, 401-404
- SeatGuru, 295-298
- security
 - AutoFill, 180-181
 - Auto-Lock setting, 46
 - parental restrictions, 56-57
 - password protection, 45-48
 - Touch ID, 49-50
 - Wi-Fi network connections, 65
 - wireless networks, 65
- Send button (Mail), 192
- sending
 - email, 192-194
 - text messages, 204-207
- Set Both option (wallpaper), 42
- Set Home Screen, 42
- Set Lock Screen, 42
- Settings app
 - AutoFill, 179-181
 - automatic downloads, 59-60
 - Cellular Data, 65-67
 - Display & Brightness, 58-59
 - Do Not Disturb, 54-55

- FaceTime, 348
- General Settings
 - About settings, 60*
 - Auto-Lock, 46*
 - Battery Usage, 262-263*
 - Data/Time, 51*
 - Date & Time, 51*
 - Handoff, 193*
 - Keyboard, 52-54*
 - Language & Region, 26*
 - Lock Rotation, 50*
 - Lock/Unlock, 61*
 - Manage Storage, 260-262*
 - Mute, 50*
 - Reset, 61*
 - Restrictions, 56-57, 410*
 - Siri, 29*
 - Spotlight Search, 61*
- iCloud, 68-71
 - Family Sharing, 97-100*
 - iCloud Drive, 83-85*
- Location Services, 292, 309, 498
- Mail, 200-202
 - Add Account, 186-188*
 - Fetch New Data, 197-198*
 - Signature, 199-200*
- Messages, 202-204
- miscellaneous settings, 60-61
- Music
 - Home Sharing, 110-111*
 - Join Apple Music, 101*
- Notifications, 266-268
- Privacy
 - information sharing permissions, 265*
 - Location Services, 264*
- Sounds, 43-45
- Touch ID & Passcode
 - password protection, 45-48*
 - Touch ID, 49-50*
- Wallpaper, 40-43
- Wi-Fi, 64
- setting up iPad. *See also* customization
 - 3G/4G connections, 65
 - AirDrop, 80
 - AutoFill, 179-181
 - email
 - email accounts, 186-188*
 - how email is received, 197*
 - signatures, 199-200*
 - Family Sharing, 97-100
 - Handoff feature, 193
 - iMessage, 202
 - Location Services, 283, 292, 309
 - LTE, 65-67
 - Messages app, 202
 - parental restrictions, 56-57
 - Push Notifications, 436
 - Siri, 29
 - Touch ID, 49-50
 - Wi-Fi network connections, 63-65
- Set Up Family Sharing setting, 97
- shaking, 10
- Share button
 - iBooks, 123
 - Notes, 149
- shared links (Safari), 175
- sharing
 - AirDrop, 80-81
 - apps with family, 259
 - calendars, 147
 - contacts, 138
 - Family Sharing, 259
 - from iBooks, 123
 - information sharing permissions, 265
 - media
 - Family Sharing, 97-100*
 - Home Sharing, 110-111*
 - photos, 213, 221, 226-230
 - photos/videos
 - Facebook, 340-343*
 - Flickr, 359-362*

- Instagram*, 344-347
 - Shutterfly*, 354, 355-358
 - YouTube*, 363-367
- slideshows, 236
- shooting photos. *See* taking photos
- shopping apps
 - Amazon, 474-478
 - Auto Trader, 480
 - Catalog Spree, 502
 - Classifieds, 480
 - Craigslist for iPad, 479-483
 - Ebay for iPad, 483-485
 - Gas Buddy, 486-488
 - Groupon, 502
- shortcut bar (keyboard), 22-24
- Short Message Service (SMS), 206
- Show Completed option (Reminders), 154
- Show in Notifications Center option, 267
- Show on Home Screen option, 83
- Show on Lock Screen option, 267
- Show Preview option, 267
- Show To/Cc Label option (Mail), 200
- Shuffle button (Music), 91
- Shutterfly, 354-358
- side switch, 9, 50
- signatures (email), 199-200
- signing into iCloud, 68
- signing up for Apple Music, 101
- silencing clock alarms, 157
- Siri, 29-32
 - calendar events, creating, 140
 - clock alarms, creating, 157
 - contacts, finding, 136
 - email
 - checking*, 198
 - sending*, 193
 - Hey Siri feature, 32
 - music, playing, 92
 - nicknames, adding, 136
 - reminders, creating, 153
 - schedule, checking, 145
 - text messages, sending, 207
 - tips, 31
 - turning on, 29
 - web searches, 162
- size of text, 58
- sketches, adding to notes, 151-152
- Skype, 347, 352-354
- Sleep/Wake button, 7
- Slide Over feature, 250-252
- Slideshow button (Photos), 233
- slideshows
 - creating, 233-234
 - sharing, 236
 - stopping, 234
- Smart Case, 7
- Smart Cover, 7
- Smart Keyboard, 7
- SMS Relay, 206
- SMS (Short Message Service), 206
- Snapfish, 354
- Snooze (Clock), 156-157
- social media apps. *See also* photo management apps
 - Facebook, 340-343
 - Instagram, 344-347
 - Pinterest, 406, 493-496
 - Twitter, 368
- Solitaire, 376-378
- songs. *See* music
- sound. *See also* music
 - alert sounds, 43-61
 - clock alarms, 155-157
 - Mute option, 50

- muting, 37
 - podcasts
 - listening to, 104-105, 394-397, 406*
 - The Moth, 396*
 - subscribing to, 104-105*
 - syncing, 79*
 - TED app, 398-401*
 - This American Life, 396*
 - Settings, 43-45
 - volume control, 8
 - Sound Sleeper, 312
 - spam filters, 196
 - Split command, 21
 - Split View, 252-253
 - splitting keyboards, 21
 - sports, following with ESPN SportsCenter app, 423-425
 - Spotify, 92
 - Spotlight Search, 14-16, 61
 - Square mode (Camera), 210
 - standard definition (SD), 108
 - Starts field (Calendar), 139
 - stations (iTunes Radio), 112-113
 - Sticky Notes, 43
 - Stills, 41
 - Stitcher, 406
 - stopping slideshows, 234
 - Storage & iCloud Usage settings, 260-262
 - storage information
 - checking, 60, 71
 - viewing for apps, 260-262
 - styles in email signatures, 199
 - Subscribe button (Podcasts), 105
 - subscribing
 - to Apple Music, 101
 - to podcasts, 104-105
 - surfing the web. *See* web surfing
 - switches, 17
 - switching between apps, 248
 - Swype, 54
 - Symptom Checker (WebMD), 462-465
 - syncing, 78, 96
 - bookmarks (Safari), 172
 - with iCloud, 67-71
 - with iTunes, 72-74
 - Apple Music, 76*
 - capabilities, 78-80*
 - iTunes Match, 76*
 - manual syncing, 76*
 - music syncing, 74-75*
 - photo syncing, 76-78*
 - syncing options, 73-74*
 - types of data that can be synced, 78-80*
 - photos, 220
 - Reading List, 175
 - reminders, 155
 - Sync Music command (iTunes), 75
-
- T
- tab bars, 18
 - Table of Contents button (iBooks), 120
 - tabs (Safari), 165-166
 - taking
 - notes, 148-149
 - photos
 - Camera app, 209, 210-212*
 - panoramic photos, 216-219*
 - Photo Booth app, 218-219*
 - Talking Translator, 298-302
 - TapFactory Sticky Notes, 43
 - tapping, 10
 - technology news
 - Dripler app, 419-423
 - Yahoo! Tech website, 431-433

- TED app, 398-401
- TED Talks, viewing, 398-401
- text
 - capitalizing, 19
 - copying and pasting, 28-29
 - dictating, 25-27
 - editing, 27
 - entering, 18
 - copy and paste*, 28-29
 - dictation*, 25-27
 - predictive text*, 24-25
 - with keyboard*. *See keyboard*
 - making text easier to read, 58-59
 - predictive text, 24-25
 - Predictive text option, 53
 - size of, 58, 122
- TextExpander 3, 54
- text messages
 - blocking, 204
 - composing, 204-207
 - sending/receiving, 204-207
 - setting up, 202
 - SMS (Short Message Service), 206
- thermometers, iDevices® Kitchen
 - Thermometer, 488-493
- third-party keyboards, 54
- This American Life, 396
- tickets, purchasing
 - airline tickets, 289-292
 - event tickets, 401-404
- time settings, 51
- time delay (Camera), 211
- time-delayed rentals, 108
- Time-Lapse mode (Camera), 210
- timer (Clock), 325
- Time Zone button, 51
- toolbars, 17
- Top Charts
 - App Store, 240
 - iBooks, 119
- Touch ID
 - making purchases via, 50
 - setting up, 49-50
- touching, 10
- TouchPal, 54
- trackpads, keyboards as, 29
- traffic, checking with Waze, 497-501
- Transfer Service From Another iPad option, 66
- translating foreign languages, 298-302
- transportation
 - flights, booking
 - Kayak app*, 289-292
 - SeatGuru app*, 295-298
 - rides, finding with Uber app, 306-311
- Trash button (Notes), 149
- Trash (Mail), 190, 194-195
- travel apps, 271
 - AARP, 272-274
 - Airbnb, 275-281
 - Airports by Travel Nerd, 312
 - Foursquare, 282-285
 - Intervac, 286-288
 - Kayak, 289-292
 - Lyft, 312
 - Maps, 292-294
 - Minube, 312
 - PackPoint Packing List Travel Companion, 312
 - SeatGuru, 295-298
 - Sound Sleeper, 312
 - Talking Translator, 298-302
 - TripAdvisor, 302-306
 - Uber, 306-311
 - XE Currency Converter, 312
- TripAdvisor, 302-306

troubleshooting
 apps, 257-258
 AutoFill, 183
 Trulia, 502
 turning book pages
 in iBooks, 120-121
 in Kindle app, 130
 turning off iPad, 8
 turning on/off
 Auto-Capitalization, 52
 Auto-Correction, 52
 Cellular Data, 65
 iMessage, 202
 iTunes Match, 76
 parental restrictions, 56-57
 Push Notifications, 436
 Siri, 29
 Turn Passcode On option, 46
 TV shows
 buying versus renting, 108
 HD Versus SD, 108
 Multi-Pass, 108
 playing
AirPlay, 109-110
iTunes, 381-383
Netflix app, 386-390
third-party apps, 106
Videos app, 106-108
 purchasing
 from *iTunes*, 94-97
 from other online stores, 94
 season passes, 108
 sharing
Family Sharing, 97-100
Home Sharing, 110-111
 syncing, 79
 Twitter, 368
 typing URLs, 160

U

Uber app, 306-311
 undeleting email, 195
 Undock command, 21
 undocking keyboards, 21
 Universal Resource Locators. *See* URLs
 Unlock setting, 61
 uploading photos. *See* sharing photos
 Urban Spoon, 336
 URLs
 browsing to, 160-163
 typing, 160
 Usage settings
 Battery Usage, 262-263
 Manage Storage, 260-262
 Use Contact Info switch (AutoFill), 179
 users, blocking in Messages, 203

V

version of iOS, checking, 60
 video
 HD Versus SD, 108
 playing
AirPlay, 109-110
iTunes movie rental, 381-383
Netflix app, 386-390
Picture-in-Picture, 254-255
third-party apps, 106
Videos app, 106-108
 purchasing
 buying versus renting, 108
 from *iTunes*, 94-97
 from other online stores, 94
 sharing
Facebook, 340-343
Family Sharing, 97-100
Home Sharing, 110-111

- Instagram*, 344-347
 - YouTube*, 363-367
 - video calls, 347
 - FaceTime*, 348-354
 - Skype*, 352-354
 - video chat with Hangouts, 368
 - Video mode (Camera), 210
 - Videos app, 106-108
 - views
 - Calendar
 - Day view*, 141-142
 - Month view*, 144-145
 - Week view*, 143
 - Year view*, 142
 - Split View, 252-253
 - Vine app, 347
 - VIPs (email), 192
 - voice recognition
 - dictation, 25-27
 - Siri. *See* Siri
 - volume control, 8
-
- ## W
- Wake/Sleep button, 7, 48
 - walking with Map My Walk app, 449-452
 - Walkmeter GPS Pedometer, 450
 - wallpaper, changing, 40-43
 - watching. *See* playing
 - Waze, 497-501
 - weather apps
 - My Radar, 425-428
 - The Weather Channel for iPad, 428-431
 - The Weather Channel for iPad app, 428-431
 - web forms
 - AutoFill, 178-183
 - filling out web forms with*, 181-182
 - security*, 180-181
 - setting up*, 179-181
 - troubleshooting*, 183
 - filling in manually, 177-178
 - overview, 176
 - WebMD for iPad, 461-465
 - websites
 - AARP travel website, 274
 - Yahoo! Tech, 431-432
 - web surfing
 - articles, reading with Safari Reader, 167
 - bookmarks, 168-170
 - creating*, 168-170
 - deleting*, 172
 - Home screen bookmarks*, 173
 - syncing*, 172
 - overview, 159
 - private browsing, 166
 - reading lists, 174-175
 - Safari extensions, 183
 - web forms
 - AutoFill, 178-183
 - filling in manually*, 177-178
 - overview, 176
 - web pages
 - bookmarks, 168-173
 - browsing to URLs*, 160-163
 - favorites*, 168-170
 - History*, 170-171
 - opening multiple*, 165-166
 - searching*, 160-163
 - viewing*, 163-164
 - zooming in/out*, 164
 - Week view (Calendar), 143
 - weight loss apps. *See* fitness apps
 - Wi-Fi network connections
 - Ask to Join Networks option, 61
 - Data Roaming, 67
 - security, 65
 - setting up, 63-65

Wikipedia Mobile, 502
wireless network connections. *See* Wi-Fi
network connections
Words with Friends, 379-380
workout apps. *See* fitness apps

X-Y

XE Currency Converter, 312

Yahoo! ID, 359
Yahoo! Tech website, 431-432
Years level (Photos), 222

Year view (Calendar), 142
Yelp, 332-335
Yesterday USA, 406
YouTube, 363-367

Z

Zest app, 336
Zillow, 502
zooming in/out
 Perspective Zoom, 42
 photos, 214, 226
 web pages, 164