

My Samsung Galaxy S® 4



que

Steve Schwartz

FREE SAMPLE CHAPTER



SHARE WITH OTHERS

My Samsung Galaxy S[®] 4



Steve Schwartz

que[®]

800 East 96th Street,
Indianapolis, Indiana 46240 USA

My Samsung Galaxy S® 4

Copyright © 2014 by Pearson Education

All rights reserved. No part of this book shall be reproduced, stored in a retrieval system, or transmitted by any means, electronic, mechanical, photocopying, recording, or otherwise, without written permission from the publisher. No patent liability is assumed with respect to the use of the information contained herein. Although every precaution has been taken in the preparation of this book, the publisher and author assume no responsibility for errors or omissions. Nor is any liability assumed for damages resulting from the use of the information contained herein.

ISBN-13: 978-0-7897-5157-7

ISBN-10: 0-7897-5157-7

Library of Congress Control Number: 2013940863

Printed in the United States of America

Seventh Printing: May 2014

Trademarks

All terms mentioned in this book that are known to be trademarks or service marks have been appropriately capitalized. Que Publishing cannot attest to the accuracy of this information. Use of a term in this book should not be regarded as affecting the validity of any trademark or service mark.

Galaxy S 4 images are provided by Samsung Electronics Co., Ltd.

Warning and Disclaimer

Every effort has been made to make this book as complete and as accurate as possible, but no warranty or fitness is implied. The information provided is on an "as is" basis. The author and the publisher shall have neither liability nor responsibility to any person or entity with respect to any loss or damages arising from the information contained in this book.

Bulk Sales

Que Publishing offers excellent discounts on this book when ordered in quantity for bulk purchases or special sales. For more information, please contact

U.S. Corporate and Government Sales

1-800-382-3419

corpsales@pearsontechgroup.com

For sales outside of the U.S., please contact

International Sales

international@pearsoned.com

Editor-in-Chief

Greg Wiegand

Acquisitions Editor

Michelle Newcomb

Development Editor

Charlotte Kughen

Managing Editor

Kristy Hart

Senior Project Editor

Betsy Gratrner

Copy Editor

Apostrophe Editing
Services

Senior Indexer

Cheryl Lenser

Proofreader

Williams Woods
Publishing Services

Technical Editor

Christian Kenyeres

Editorial Assistant

Cindy Teeters

Cover Designer

Mark Shirar

Compositor

Nonie Ratcliff

Contributor

Guy Hart-Davis

Contents at a Glance

	Introduction	1
Chapter 1	Galaxy S 4 Essentials	5
Chapter 2	Understanding the Android/TouchWiz Interface	39
Chapter 3	Making the Phone Your Own	63
Chapter 4	Placing and Receiving Calls	99
Chapter 5	Managing Contacts	137
Chapter 6	Using the Calendar	171
Chapter 7	Browsing the Web	195
Chapter 8	Sending and Receiving Email	219
Chapter 9	Messaging, Chatting, and Socializing	253
Chapter 10	Installing and Using Applications	283
Chapter 11	Using GPS Apps	315
Chapter 12	Playing and Managing Music	327
Chapter 13	Shooting, Editing, and Sharing Photos	347
Chapter 14	Watching and Creating Videos	379
Chapter 15	Transferring and Sharing Files	401
Chapter 16	Synchronizing Data	433
Chapter 17	Securing the Phone	447
Chapter 18	Powering Other Devices	467
Chapter 19	Optimizing and Troubleshooting	477
	Index	503

Table of Contents

Introduction 1

1	Galaxy S 4 Essentials	5
	About the Galaxy S 4.....	5
	The Hardware	6
	The Android Operating System and TouchWiz.....	9
	The Interface.....	9
	Customization.....	10
	Charging the Battery.....	12
	Powering On/Off.....	13
	Darkening and Restoring the Display.....	15
	Restoring a Dark Display	16
	Setting the Screen Timeout Interval.....	16
	Adjusting the Volume	18
	Using a Headset or Headphones	20
	Using a Wired Headset or Headphones	20
	Using a Bluetooth Headset	20
	Setting Up Voicemail	23
	Gmail and Your Phone	24
	Creating a Gmail Account	24
	Registering Your Gmail Account.....	26
	Creating a Samsung Account	28
	Placing and Receiving Calls	31
	Placing a Call	31
	Receiving a Call	32
	Working with Data	33
	Manually Setting a Connection Method.....	33
	Connecting to a New Wireless Network.....	34
	Changing the Default Language.....	36

2 Understanding the Android/TouchWiz Interface 39

The Home Screen	40
The Status or Notification Bar	40
Main Area	41
Extended Home Screen	42
Setting the Home Screen Mode	43
Primary and Other App Shortcuts	44
Using the Hardware Keys	45
Menu Key	45
Home Key	45
Back Key	47
The Notification Panel	48
Interacting with the Touchscreen	49
Using Your Fingers	49
Rotating the Screen	51
Entering Text	52
Using the Keyboard: Tapping	52
Using the Keyboard: Swype	54
Using Voice Input	57
Editing Text	60

3 Making the Phone Your Own 63

Customizing the Home Screen	64
Selecting Wallpaper	64
Rearranging, Removing, and Adding Home Screen Pages	66
Adding Shortcuts	67
Adding Widgets	69
Creating Folders	71
Repositioning and Removing Home Screen Items	72
Setting the Apps View	74
Changing System Settings	77
Setting the Date and Time	78
Enabling Motion and Palm Motion Settings	78

Enabling Air Gesture	81
Setting Ringtones	82
Personalize Your Call Sound	89
Using Voice Services	92
S Voice and S Voice Driving Mode	92
Voice Control	94
Google Voice Search	95
Voice Recorder	96

4 Placing and Receiving Calls 99

Placing Calls	100
Manual Dialing	100
Dialing from a Contact Record	103
Dialing and Texting from the Call Logs	104
Dialing a Number in a Text or Email Message	108
Emergency Calling	110
Other Outgoing Call Options	111
Speed Dialing	111
Temporarily Blocking Your Caller ID Information	116
Three-Way Calling	117
Inserting Pause and Wait Commands	118
Receiving Calls	119
Responding to an Incoming Call	119
Call Waiting	121
Call Forwarding	122
In-Call Options	124
Icon Options	125
Other In-Call Options	126
Using Voicemail	127
Enabling Mute, Vibrate, or Airplane Mode	129
Mute and Vibrate	129
Airplane Mode	130
Configuring Call Settings	131

5 Managing Contacts 137

The Contacts Interface	138
Creating a Contact Record	140
Adding a Photo to a Contact Record	145
Viewing Contacts	146
Editing Contact Records	148
Editing Contacts	148
Setting Defaults for a Contact	149
Joining and Separating Contacts	150
Marking Contacts as Favorites	151
Deleting Contacts	152
Working with Contact Groups	153
Creating a Group	153
Adding or Removing a Person from Group Membership	155
Emailing or Texting a Group	155
Reordering the Groups	157
Deleting a Group	157
Backing Up/Restoring and Exporting/Importing Contact Records	158
Backing Up Contact Data	159
Restoring Contacts from Backups	162
Importing Contact Data from Other Sources into Google Contacts	165
Odds and Ends	167
The Send Email and Send Message Commands	167
Setting Display Options	168

6 Using the Calendar 171

Adding Calendar Accounts	172
Working in Calendar	174
Creating Events and Tasks	174
Viewing the Calendar	180
Managing Events and Tasks	186
Responding to Reminders	187
Setting Calendar Preferences	190

7 Browsing the Web 195

Launching the Browser	196
Visiting Web Pages	197
Typing the Address	197
Following a Link	198
Visiting a Bookmarked, Recent, or Saved Page	199
Searching for a Site or Page	200
Viewing Pages	201
Portrait or Landscape View	202
Magnification (Zoom)	203
Refreshing the Page	204
Working with Windows	204
Page Navigation	206
Incognito Browsing	206
Working with Bookmarks	208
Creating a Bookmark from the Current Page	208
Creating a Bookmark from the History List	209
Editing Bookmarks	210
Using Bookmark Folders	211
Deleting Bookmarks	212
More Menu Commands	214
Configuring the Browser	216

8 Sending and Receiving Email 219

Adding Email Accounts	220
Automatically Adding an Account	220
Manually Adding an Account	222
Configuring Email Accounts	225
Editing Account Settings	225
Deleting an Account	230
Retrieving Mail	231
Reading Mail	232
Viewing and Saving Attachments	234

Composing and Sending Mail	237
Creating a New Email Message	237
Replying to Mail	239
Forwarding Mail	240
Adding Attachments and Inserts	241
Managing the Mail	243
Deleting Messages	243
Moving Messages	245
Changing the Message Read Status	246
Marking Important Messages	247
Using the Gmail App	248

9**Messaging, Chatting, and Socializing 253**

Text and Multimedia Messaging	253
Composing a Text Message (SMS)	254
Composing a Multimedia Message (MMS)	261
Managing Conversations	263
Configuring Messaging Settings	270
Social Networking with Flipboard	276
Adding Social Networking Accounts	276
Adding Content Feeds	278
Viewing and Interacting with Content and Feeds	279
Chatting on Your Galaxy S 4	281

10**Installing and Using Applications 283**

Running an App	284
Launching an App	284
Using the Hardware Keys	287
Switching Among Running Apps	289
Using Multi Window to Run Two Apps	290
Exiting an App	293
Downloading and Installing Apps from Google Play	293
Customizing Google Play	296
Enabling App Downloads from Other Sources	299

Using the Amazon Appstore for Android	300
Installing the Amazon Appstore App	300
Downloading Apps from the Amazon Appstore	302
Customizing the Amazon Appstore	305
Managing Apps	307
Creating Home Screen Shortcuts	308
Uninstalling Apps	308
Updating Apps	312

11

Using GPS Apps

315

Enabling/Disabling GPS	316
Getting Directions	317
Using Google Navigation	317
Using Google Local	322

12

Playing and Managing Music

327

Playing Stored Songs with the Music App	328
Working with Playlists	332
Sharing Songs with Group Play	339

13

Shooting, Editing, and Sharing Photos

347

Shooting Photos	348
Shooting Self-Portraits with the Front Camera	348
Shooting Photos with the Rear Camera	350
Changing the Camera Settings	352
Using Quick Settings	352
Using the Settings Dialog Box	354
Selecting a Shooting Mode	358
Reviewing Photos	361
Using Gallery	363
Using Photo Editor	372
Running a Slideshow	376

14 Watching and Creating Videos 379

Streaming Video to the Phone	379
Streaming with a Dedicated App	380
Streaming from Web Pages	382
Playing Videos with the Video App	383
Using the Video Menu	387
Converting DVD Videos for Playback on the Phone	388
Recording Videos with the Phone	395
Participating in Video Chats	399

15 Transferring and Sharing Files 401

Using Samsung Kies to Transfer Files over Wi-Fi	402
Setup and Basic Operation	402
Copying Files	405
Transferring Files over USB	408
Manual USB Transfers to and from a Mac	408
Manual USB Transfers to and from a PC	410
Transferring Files Using Bluetooth	413
Pairing the Phone with the Computer	413
Sending Files from Computer to Phone	415
Sending Files from Phone to Computer	416
Emailing Files	419
Emailing Photos from Gallery	420
Emailing Songs from My Files	422
Transferring Files Between Phones	423
Using Wi-Fi Direct	424
Using S Beam	426
Using Share Shot	428

16 Synchronizing Data 433

Developing a Sync Strategy	433
Microsoft Exchange Server	434
Google/Gmail	435

Alternative Software	438
The Sneakernet (Manual) Approach	438
Setting Sync Options and Schedules	439
Performing Manual Syncs	441

17 Securing the Phone 447

Securing the Lock Screen	447
Changing the Screen Locking Method	448
Setting Lock Screen Options	457
Unlocking the Lock Screen	462

18 Powering Other Devices 467

Creating a Mobile HotSpot for Wi-Fi Devices	467
Tethering the Phone and a PC	470
Mirroring the Phone on an HDTV	473

19 Optimizing and Troubleshooting 477

Managing Memory	478
Conserving the Battery	480
Configuring and Enabling Power Saving Mode	480
Tips for Manually Conserving the Remaining Charge	481
Viewing Battery Usage by Features and Apps	484
Managing Talk Time and Data Usage	485
Checking Current Usage	485
Managing Data Usage	486
What's Cheaper?	488
Can This Call Be Made Later?	488
Viewing and Expanding Storage	489
Viewing Used and Available Space	489
Adding a Memory Card	490
Installing or Replacing the SIM Card	495
Checking for System Updates	496

Troubleshooting..... 497

General Troubleshooting..... 497

Testing in Safe Mode..... 499

Fixing a “Lockup” 499

Performing a Factory Data Reset..... 500

Index

503

About the Author

Steve Schwartz got an early start as a computer industry writer and author. Immediately after buying an Apple II+ in 1978, he began writing regularly for the computer magazines of the day. Since then, he has written hundreds of articles for major publications, including *Macworld*, *PC World*, *InfoWorld*, and *Computerworld*. He is also the author of more than 60 books on technology, game and computer topics, including guides to business/productivity software (Microsoft Office, Access, and FileMaker Pro), Internet software (Internet Explorer, Outlook Express, Entourage, and Gmail), and graphics/image-editing software (Picasa, Picture It!, Digital Image Suite, and CorelDRAW). Following his best-selling *My Samsung Galaxy S III*, this is Steve's second book in the *My* series.

Before becoming a full-time writer in 1990, Steve served as editor-in-chief for *Software Digest* and technical services director for Funk Software. He also authored the first trade paperback on the then-new Nintendo phenomenon: *Compute!'s Guide to Nintendo Games*.

Steve has a Ph.D. in psychology, consults on game design, database design, and technology issues, and lives in the fictional town of Lizard Spit, Arizona. You can see the complete list of his published books at <http://www.siliconwasteland.com/misc.htm>.

Dedication

To Sydney and Spooky

Acknowledgments

I'd like to extend my special thanks to the following individuals:

- The talented Que editorial and production team: Michelle Newcomb, Todd Brakke, Betsy Gratner, Charlotte Kughen, Cheryl Lenser, Nonie Ratcliff, and San Dee Phillips.
- Carole Jelen of Waterside Productions
- Mieshel and Dane Thompson

We Want to Hear from You!

As the reader of this book, *you* are our most important critic and commentator. We value your opinion and want to know what we're doing right, what we could do better, what areas you'd like to see us publish in, and any other words of wisdom you're willing to pass our way.

We welcome your comments. You can email or write to let us know what you did or didn't like about this book—as well as what we can do to make our books better.

Please note that we cannot help you with technical problems related to the topic of this book.

When you write, please be sure to include this book's title and author, as well as your name and email address. We will carefully review your comments and share them with the author and editors who worked on the book.

Email: feedback@quepublishing.com

Mail: Que Publishing
 ATTN: Reader Feedback
 800 East 96th Street
 Indianapolis, IN 46240 USA

Reader Services

Visit our website and register this book at quepublishing.com/register for convenient access to any updates, downloads, or errata that might be available for this book.

Introduction

About This Book

My Samsung Galaxy S 4 is specifically about configuring, using, maintaining, and troubleshooting a Samsung Galaxy S 4. Although much of its information is applicable to other Android phones, it will be most helpful to those of you who either own or intend to get a Samsung Galaxy S 4.

The Need for a Book

If this is your first smartphone, you'll quickly discover that learning to use it entails a considerably steeper learning curve than mastering an ordinary phone. Actually, it will probably help you to think of your S 4 as a handheld computer that also has the capability to place and receive phone calls. For many users, the calling capabilities of the S 4 are secondary to all the other wonderful things you can do with it.

Although each carrier offers a free, downloadable manual with *general* explanations of how the phone works and how to use the standard applications (or *apps*), the manuals seldom provide sufficient detail to enable you to comfortably use the various phones' features or to understand the impact of setting particular options. That's where this book comes in. Rather than waste hours

of your time figuring these things out, I've spent that time on your behalf—in many cases, through hours of experimentation. And no, not every answer can be found online—easily or, in some cases, at all. For instance, I spent 6–8 hours figuring out why Group Play worked only with the demo song and not with the 40+ songs I downloaded to the phone. (See “Sharing Songs with Group Play” in Chapter 12 for the answer to that question.)

How to Read This Book

Although the chapters are presented in what is intended to be a logical order (based on *what* I think you need to know and *when* you'll need to know it), it may sometimes feel like you have to understand *everything* about the phone before you can do *anything* with it. Placing a call, for example, requires you to know how to interact with the touchscreen and, optionally, how to select a phone number or person's name in Contacts.

Although you'll do well to at least skim through the entire book (to avoid being overwhelmed by that “need to know everything” feeling), I recommend that you start by working your way through the basics provided in Chapters 1 through 3 and only then jump to whatever chapter you want to tackle next.

Smartphone “Facts of Life”

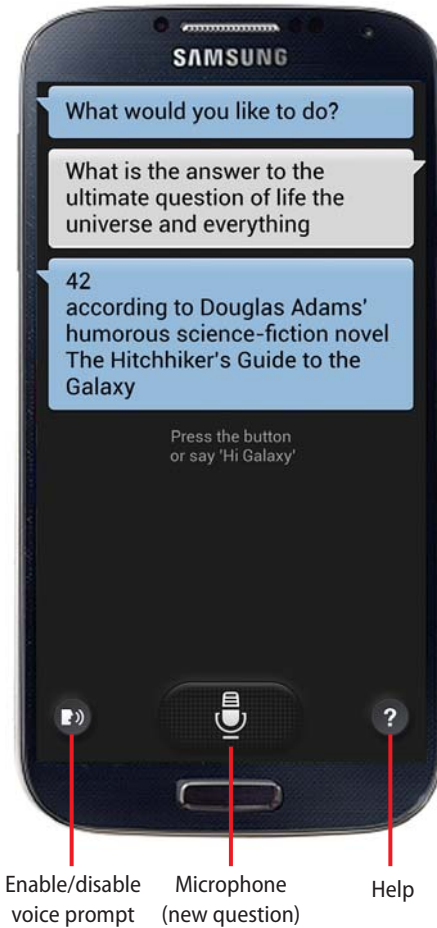
When reading this book, there are some important facts you should know:

- At its launch, five major U.S. carriers announced they'd carry the Galaxy S 4: AT&T, Sprint, T-Mobile, Verizon, and U.S. Cellular. From a hardware perspective, each of these phones is identical.
- On a software basis, however, there are some differences between carriers. First, many add their own applications (*apps*) to the standard ones that come with every S 4, and they sometimes make minor modifications to the standard apps, too. For example, when you first launch Contacts on an AT&T S 4, you're notified that your address records will be backed up to your AT&T Address Book.

Second, each carrier has its own method of updating the phone’s operating system and apps. To be applicable to every carrier’s S 4, this book explains how to use the software that *all* S 4’s have in common; little mention is made about carrier-specific apps and updating procedures. For such information, you should refer to the carrier’s online manual and support.

- App and operating system (OS) updates can be delivered or downloaded whenever the app developers and your carrier, respectively, see fit. Thus, like all Android cell phones, the S 4 is a *moving target* and subject to change. This book, on the other hand, is static text—correct at the time it was written. When a new version of the OS is applied to your phone, the steps to perform some procedures, what you see onscreen, and the options available in certain Settings categories may change slightly. However, based on past OS updates, even if this happens to an app here or a procedure there, the material in this book should still be sufficiently relevant for you to determine how to work with and use the new features and options. In other words, you’re still far better off with this book in your hands than without it!

S Voice



In this chapter, you find out how to customize your phone by populating the Home screen with widgets, shortcuts, and folders; change the default wallpaper; set default and contact-specific ringtones; issue voice commands and ask questions; and more. Topics include the following:

- Customizing the Home screen with new wallpaper, shortcuts, folders, and widgets
- Setting an Apps view
- Changing system Settings
- Setting default, contact-specific, and group ringtones
- Configuring and using voice services (S Voice, Voice Control, and Google Voice Search) to find information and perform actions

Making the Phone Your Own

Nothing prevents you from using the phone exactly as it was when you first opened the box—keeping the default wallpaper, installing no additional widgets, downloading no new apps, and ignoring Settings for the operating system and apps. But the fun of having a powerful smartphone is in *customizing* it—personalizing the phone in ways that make it easier, more efficient, and fun to use.

Customizing the Home Screen

The easiest and most obvious way to personalize the phone is to customize its Home screen. In fact, many of the Home screen customization options, such as changing the wallpaper, adding widgets, and adding shortcuts to your favorite apps, are what users do first with their new phones.

Selecting Wallpaper

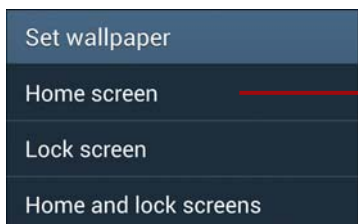
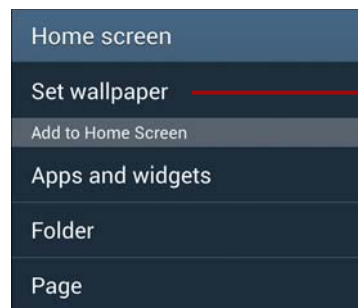
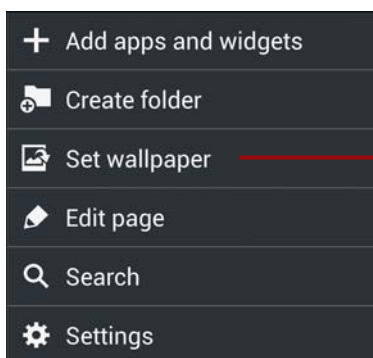
The simplest way to customize the phone is to change its Home screen background (called *wallpaper*) by selecting an image that's aesthetically pleasing, amusing, or touching. Wallpaper can be a static image or a *live*, moving image. The image you choose is applied to all Home screen pages.

1. On the Home screen, press the Menu key and tap Set Wallpaper.

Wallpaper Shortcut

As an alternative, press and hold any empty spot on a Home screen page, and tap Set Wallpaper.

2. Tap Home Screen, Lock Screen, or Home and Lock Screens—depending on the screen(s) that you want to customize.



3. Select the type of wallpaper that you want to use. Options include Gallery (a cropped area of a photo or other image stored in Gallery), Live Wallpapers (images that move), and Wallpapers (static, full-screen images).


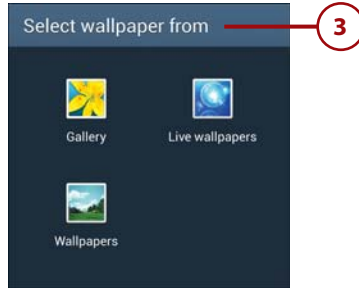
Carrier-Provided Wallpaper

Some carriers provide their own custom wallpaper. For example, Sprint phones include an ID Wallpapers category.

- *Wallpapers.* Tap a thumbnail in the horizontally scrolling list, and tap Set Wallpaper.
- *Gallery.* Open the folder that contains the image. Tap the image thumbnail, resize and move the selection rectangle to select the desired area, and tap the Done button.
- *Live Wallpapers.* Tap a wallpaper style to see a preview, and tap the Set Wallpaper button.

Static Versus Live Wallpaper

Live wallpaper contributes more to battery drain than a static Wallpaper or Gallery image. If you find that you're running out of power too quickly, consider replacing your live wallpaper with static wallpaper.



Rearranging, Removing, and Adding Home Screen Pages

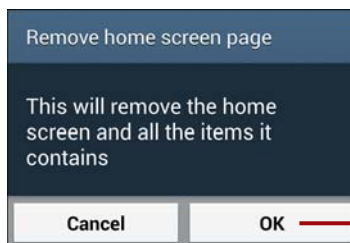
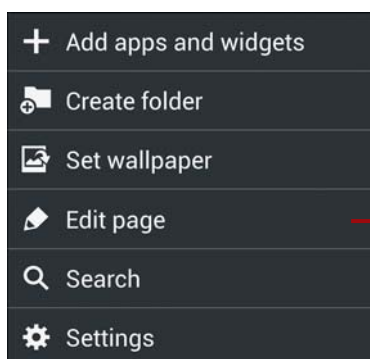
The default Home screen has five horizontally scrolling pages. You can rearrange the pages, remove ones that you don't need, or add new pages (up to the maximum of seven).

1. On the Home screen, press the Menu key and tap Edit Page.
2. To change the position of a page, press and hold its thumbnail, and then drag it to a new location in the array.

The Main Home Screen Page

If you rearrange Home screen pages, the main page (marked with a white up arrow) can be placed anywhere in the array—not just in the center. Whenever you're on the Home screen, pressing the Home button always takes you to this main page.

3. To delete a page, press and hold its thumbnail, and then drag it onto the Remove icon at the top of the screen. If the page contains one or more items, a confirmation dialog box appears. Tap OK to confirm the deletion.



Effects of Deleting a Page

As indicated by the confirmation dialog, deleting a page also removes the items on that page, such as widgets and shortcuts. Of course, you can place those items on the remaining or new pages again.

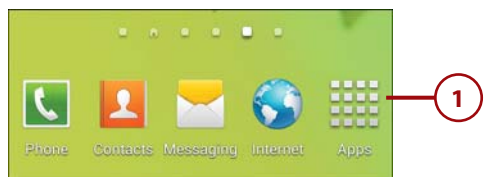
4. To add a new page, tap any thumbnail that contains a plus (+) symbol (representing an available page). You can optionally change the location of the new page, as described in step 2.
5. When you finish editing, complete the process by returning to the Home screen—press the Back or Home key, or tap a Home screen page thumbnail.



Adding Shortcuts

You can place shortcuts to your favorite apps on the Home screen. When you tap an app shortcut, the app that it represents launches. An Android *shortcut* is the equivalent of a Mac alias or a Windows shortcut.

1. Navigate to the Home screen page to which you want to add the shortcut, ensure that it has an open space for the shortcut, and tap the Apps icon. (You can add the shortcut to any page, but the current one is initially offered as the destination.)



Fast Way to Add a Shortcut

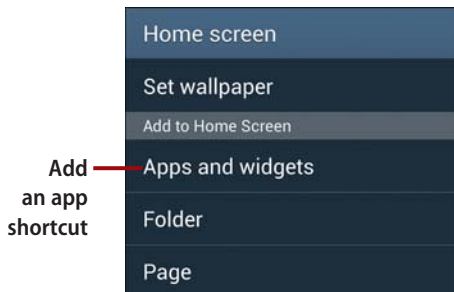
To quickly add a new app shortcut to a Home screen page, press and hold any open spot on the page. The Home Screen dialog box appears. In the Add to Home Screen section, tap Apps and Widgets. Press and hold the app icon and drag it to its destination on the page.

2. Ensure that the Apps tab is selected. Locate the app for which you want to create a shortcut, scrolling horizontally as needed.
3. Press and hold the app's icon, drag it into an open spot on the current Home screen page and release the icon.

Repositioning or Removing a Shortcut

After creating a shortcut, you can reposition it on the current or a different Home screen page. Press and hold the shortcut, and then drag it to the desired position.

To remove a shortcut that you no longer need, press and hold it, and then drag it onto the Remove icon. Removing a shortcut doesn't affect the item that it represents.



Creating a Bookmark Shortcut

You can also create shortcuts to your favorite web pages. In the Internet app, open the page or site for viewing. Press the Menu key and tap Add Shortcut. The bookmark is added to a Home screen page.

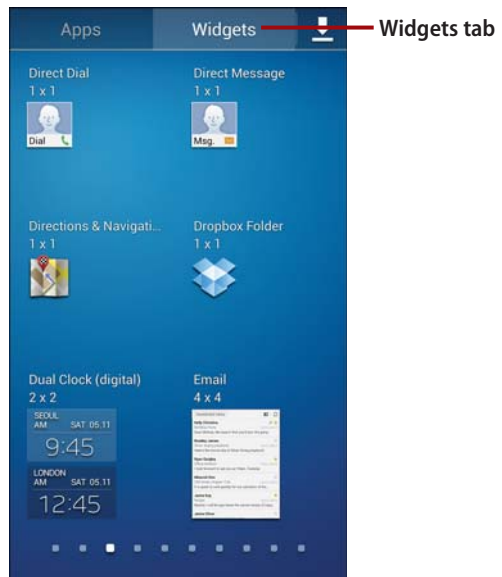


Adding Widgets

A *widget* is an application that runs on the Home screen. Many, such as Weather, aren't interactive or are only minimally so. For example, you can tap the refresh icon on the Weather widget to force an update of the weather info. Otherwise, such widgets simply provide continuously updated information. Other widgets, such as the Music widget, are designed for interaction. By tapping its buttons, you can pause or restart playback, and skip to the next or previous song.

You can add a widget in any free space on a Home screen page, as long as there's room for it. Widgets come in a variety of sizes, from one- or two-section widgets to full-screen ones. In addition to the widgets supplied with your phone, downloaded applications sometimes include their own widgets.

To add a widget to a Home screen page, follow the steps listed in "Adding Shortcuts." In step 2 on the Apps screen, select the Widgets tab rather than the Apps tab. Under each widget name is the number of screen sections (horizontal \times vertical) required by the widget.

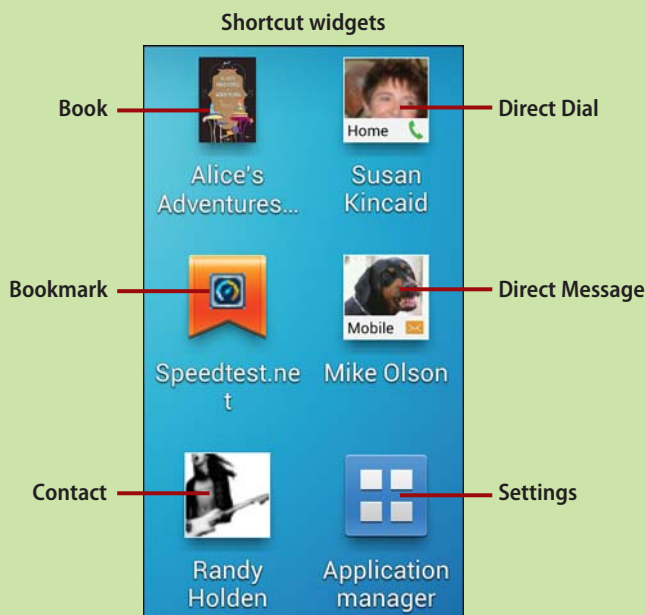


WIDGET SHORTCUTS

Shortcuts in Android give you lots of flexibility because they can provide direct links to a variety of things: files, records, or operating system elements. For instance, you can create a Direct Dial shortcut that, when tapped, automatically dials a person's phone number. After adding the Direct Dial widget to a Home screen page, you tap the person's contact record to link it to the shortcut.

Here are some other widget-based shortcuts you might want to add:

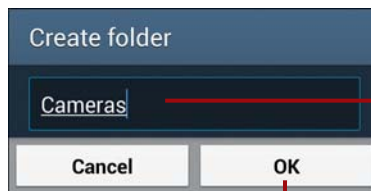
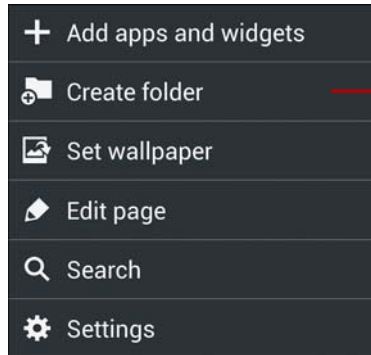
- *Book*. Links to a favorite downloaded ebook that you can read with the Play Books app.
- *Bookmark*. Links to a web page selected from your stored bookmarks.
- *Contact*. Links to a person's record in Contacts, enabling you to easily call, message, email, or locate the person.
- *Direct Message*. Enables you to create a new text or multimedia message to a specific person in Contacts.
- *Settings Shortcut*. Opens a Settings category that you frequently access.



Creating Folders

To help organize your Home screen items, you can add folders in which to store them.

1. On the Home screen, navigate to the page to which you want to add the folder, and do either of the following:
 - Press the Menu key and tap Create Folder.
 - Press and hold any open spot on the page. In the Home Screen dialog box, tap Folder.
2. Type a name for the folder in the Create Folder dialog box.
3. Tap OK.



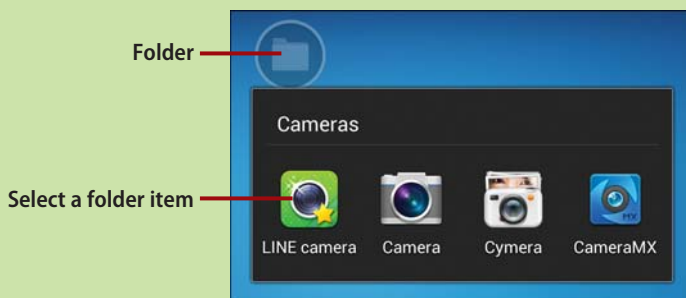
WORKING WITH FOLDERS

Of course, creating a folder is just the first step. Adding and organizing shortcuts within the folders is what makes them useful.

To insert an item into a folder, press and hold the item's icon, and then drag it onto the folder. Tap the folder to access its items. In the pop-out contents list that appears, tap an item to launch or open it.

To remove an item from a folder, tap the folder to open it, press and hold the item's icon, and then drag it to any location outside of the folder. (To delete an app shortcut that's in a folder, drag the shortcut out of the folder. Then press and hold the shortcut, and drag it onto the Remove icon.)

Finally, like other Home screen items, you can reposition a folder by pressing and holding its icon, and then dragging it to its destination on the current or a different page.



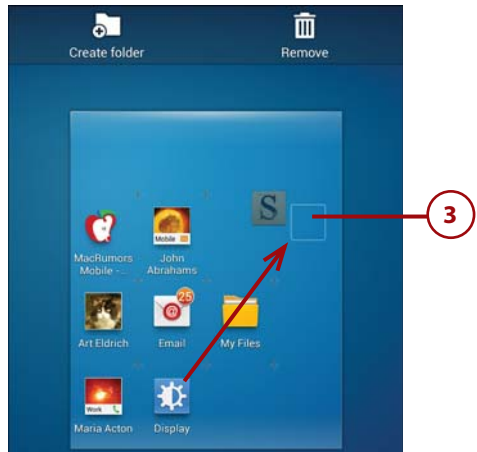
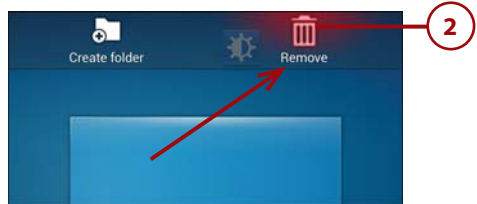

Repositioning and Removing Home Screen Items

Part of the fun of setting up your Home screen pages is that you can freely rearrange items. And because many items are shortcuts, removing them from the Home screen has no effect on the actual items they represent. Follow these steps to reposition or remove Home screen items.

1. On the Home screen page, press and hold the item that you want to reposition or remove.
2. To *remove* the item, drag it onto the Remove (trash can) icon that appears at the top of the screen. When you release the item, it is removed.
3. To *reposition* the item, drag it to an empty or occupied spot on the current or another Home screen page. (If the destination is currently occupied, items will shift to make room—if possible.) When you release the item, the move is completed.

Moving Between Pages

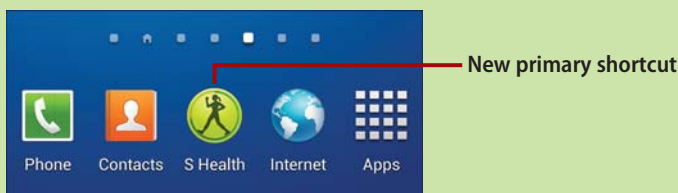
When moving an item between Home screen pages, don't let up on the finger pressure until the destination page appears. If you inadvertently release the item on the wrong page or in the wrong spot, press and hold the item again and finish the move.



REARRANGING AND REPLACING THE PRIMARY SHORTCUTS

At the bottom of every Home page screen are the five primary shortcuts: Phone, Contacts, Messaging, Internet, and Apps. If desired, you can rearrange, remove, or replace any of the first four.

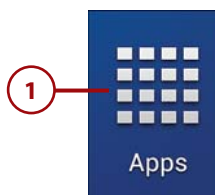
- To rearrange the primary shortcuts, press and hold the one that you want to move, drag it to the left or right, and then release it when it's in the desired position.
- To remove a primary shortcut, press and hold it, and then drag it to the Remove icon at the top of the Home screen page. If you want to remove the primary shortcut from the bottom of the screen but keep it on the page, drag it to any blank spot on the current Home screen page.
- To replace a primary shortcut (or add one, if you currently have less than four), find the replacement shortcut on a Home screen page, and drag it onto the primary shortcut you want to replace. (If the desired app shortcut isn't already on a Home screen page, you must first create a shortcut for it as described earlier in "Adding Shortcuts.")



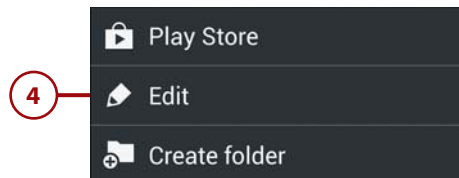
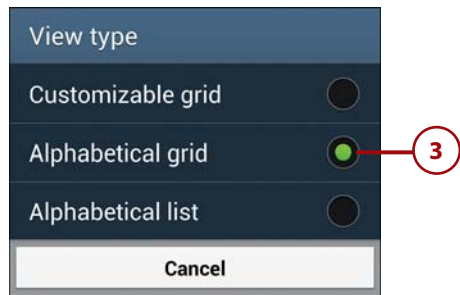
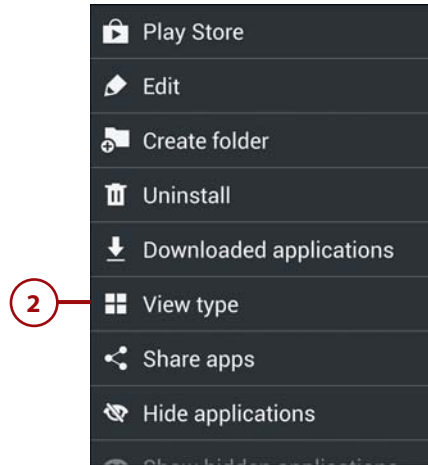
Setting the Apps View

The default method of viewing your installed apps is an alphabetical, multi-page grid. Because you'll spend a lot of time in Apps, you may prefer to change this display to show your apps as an alphabetical scrolling list or as a custom grid arranged in any fashion and order that you like.

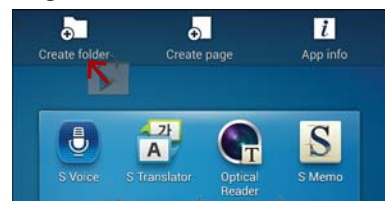
1. On the Home screen, tap the Apps icon.



2. Select the Apps tab, press the Menu key, and tap View Type.
3. In the View Type dialog box, select one of the following:
 - *Customizable Grid*. This option enables you to create additional grid pages and arrange the app icons however you like, such as putting all games together, placing the most frequently used apps on the first page, and creating folders in which to store certain apps.
 - *Alphabetical Grid*. This is the default display style, presenting all app icons alphabetically on a series of 4x5 grid pages.
 - *Alphabetical List*. Select this option to present the apps in an alphabetical, vertically scrolling list—like the contact list in Contacts.
4. If you chose Customizable Grid in step 3, you can customize the grid by pressing the Menu key and tapping Edit. (Be sure to choose the Edit command. Otherwise, changes made are to Home screen pages rather than the Apps pages.) Then do any of the following:
 - To change an icon or folder's position, press and hold the item, and then drag it to a new position on the current page or another page. Surrounding icons move to make room for the item.



Drag the item to the Create Folder icon



- To create a folder, press and hold an icon that you want to move into the folder, and drag it onto the Create Folder icon at the top of the screen. Type a name for the new folder in the Create Folder dialog, and then tap the OK button. To add other apps to the folder, tap the folder, tap the plus (+) icon, select the check box for each app to add, and tap the Done button.

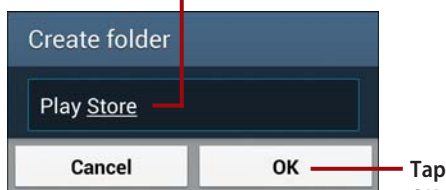
Removing Apps from a Folder

To remove an app from a folder, tap the folder to display its contents, and then drag the app out of the folder.

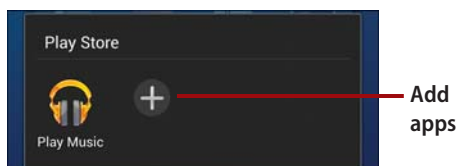
- To remove a folder, press and hold it, and then drag it onto the Remove icon at the top of the screen. Tap OK in the Remove Folder confirmation dialog. Apps within the deleted folder are restored to the Apps pages.
- To add a new Apps page, navigate to the page after which you want to insert the new page. Press and hold an icon that you want to add to the new page, and drag it onto the Create Page icon at the top of the screen.

When you finish making changes to the Apps pages, tap the Save button or tap Cancel to ignore all changes.

Name the folder

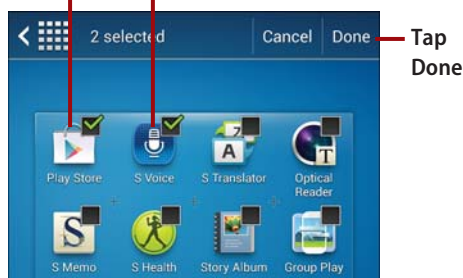


Tap
OK



Add
apps

Selected apps



Tap
Done

Remove



Create a new page



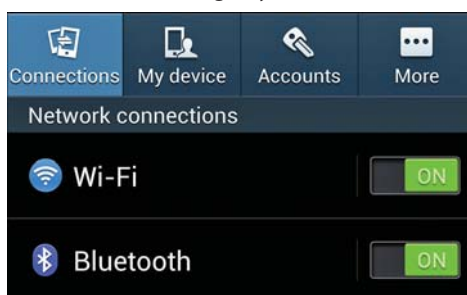
Save
edits

Changing System Settings

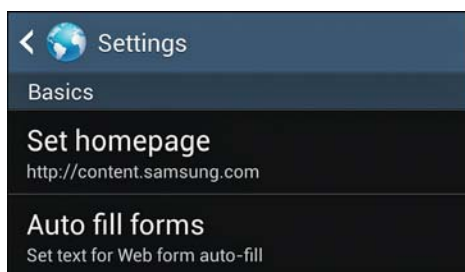
By changing preferences in Settings, you can make the phone look and work to match your needs. Although system and app settings are discussed throughout the book, this section points out some settings that aren't mentioned elsewhere but are important in customizing your phone.

To access system settings, go to the Home screen, press the Menu key, and tap Settings. To access an app's settings (for those that provide them), launch the app, press the Menu key, and tap Settings.

Settings (System)



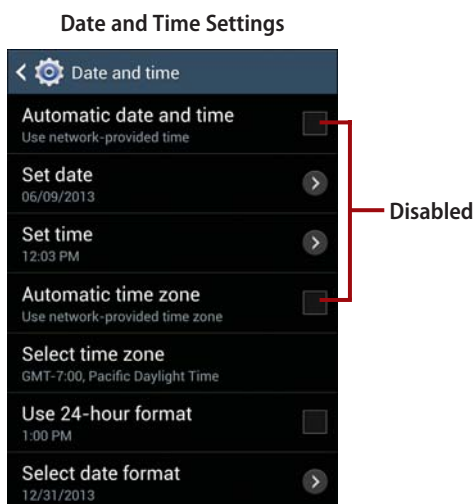
Settings (Internet)



Setting the Date and Time

In Date and Time Settings, when the Automatic Date and Time and Automatic Time Zone settings are enabled, date, time, and time zone information is automatically obtained from the network. To change these settings, open Settings, select the More tab, and tap Date and Time.

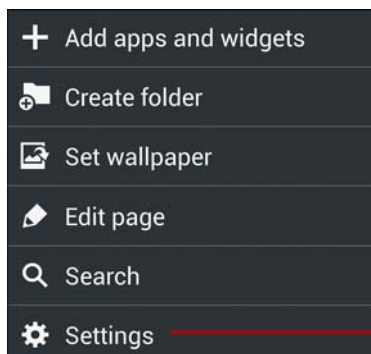
If necessary, you can override this information by disabling the two Automatic settings and then making changes to the Set Date, Set Time, and Select Time Zone items. Tap Select Date Format if you want to change the format for displaying dates.



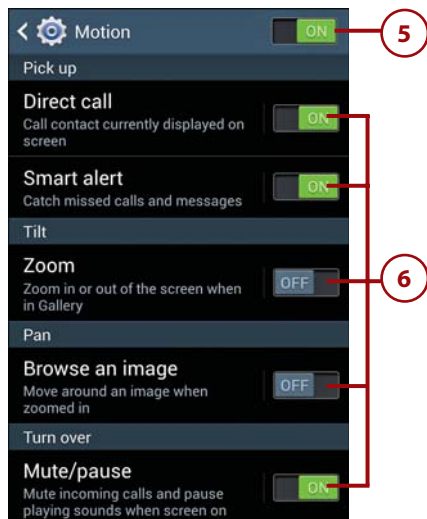
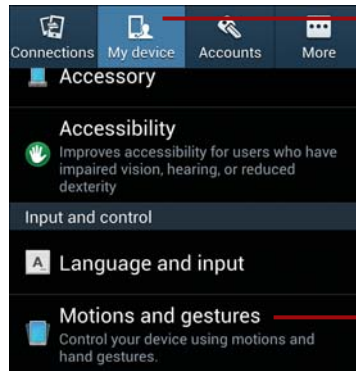
Enabling Motion and Palm Motion Settings

You can selectively enable Motion and Palm Motion settings to control phone features by tilting, shaking, or making special movements with the phone.

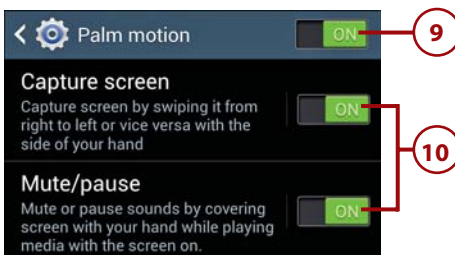
1. On the Home screen, press the Menu key and tap Settings.



2. Select the My Device tab. Scroll to the Input and Control section, and tap Motions and Gestures.
3. Move the sliders to On or Off to control the three categories of motions and gestures: Air Gesture, Motion, and Palm Motion. Tap Gyroscope Calibration to start a calibration routine for the phone's gyroscope.
4. Tap Motion to enable or disable the various Motion settings.
5. To use *any* of the motion features, you must set the Motion switch to On. Similarly, you can simultaneously disable all motion features by setting the Motion switch to Off.
6. When the Motion switch is On, the individual Motion settings work as follows:
 - *Direct Call*. When viewing a person's contact record, you can move the phone to your ear to place a call to the person.
 - *Smart Alert*. When you pick up the phone, you're notified of missed calls or messages.
 - *Zoom*. When viewing an image in Gallery or a web page in the Internet app, place two fingertips on the screen, and tilt the phone toward you to zoom in or away from you to zoom out.
 - *Browse an Image*. Press and hold an onscreen image in Gallery to pan within it by tilting the phone up, down, left, and right.



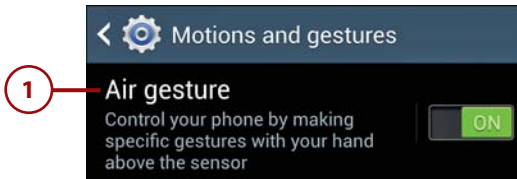
- *Mute/Pause.* Mute incoming call ringtones or pause playing media by turning the phone over so that it's face down.
7. Tap the Settings icon or press the Back key to return to the Motions and Gestures screen.
 8. Tap the Palm Motion text to view the Palm Motion settings.
 9. To use either of the Palm Motion features, you must set the Palm Motion switch to On. (You can turn both features off at once by setting the Palm Motion switch to Off.)
 10. The Palm Motion settings work like this:
 - *Capture Screen.* Create screen captures by placing the edge of your hand on the screen and dragging across it. Captured screens are saved in the Screenshots folder. (You can also create screen captures by simultaneously pressing the Home key and Power button.)
 - *Mute/Pause.* Mute audio or pause video by covering the touchscreen with your palm.



Enabling Air Gesture

The Air Gesture feature enables you to control your phone by gesturing over the sensor at the top of the screen—without touching the screen.

1. Tap the Air Gesture text on the Motions and Gestures screen.



2. To use any of the Air Gesture features, you must set the Air Gesture switch to On. When you want to turn off all the Air Gesture features, move this switch to Off.
3. When the Air Gesture switch is On, the individual Air Gesture settings work as follows:
 - *Quick Glance*. When your phone's screen is off, move your hand over the sensor at the top of the screen to display information such as notifications, missed calls, unread messages, and battery level. To choose which information appears, tap the Quick Glance text and select check boxes in the scrolling More Information list.
 - *Air Jump*. When viewing a web page or an email message, wave your hand up or down over the sensor to scroll up or down by a screenful of text.



- *Air Browse.* When playing music, viewing pictures, browsing pages in the Internet app, or working in S Memo, move your hand left or right above the sensor to move to the next or previous item. To choose the apps in which Air Browse works, tap the Air Browse text, and then select check boxes in the scrolling Supporting Applications list.
- *Air Move.* When working on the Home screen, in the App list, or in Day or Week view in Calendar, tap and hold an item on screen with one hand, and then wave the other hand to the left or right over the sensor to move the item to another page.
- *Air Call-Accept.* When you receive an incoming call, wave your hand over the screen to accept it.

Where's the Air Gesture Sensor?

Tap Learn About Sensor and Icon to review some explanatory information about the sensor's location and the Air Gesture status bar icon.

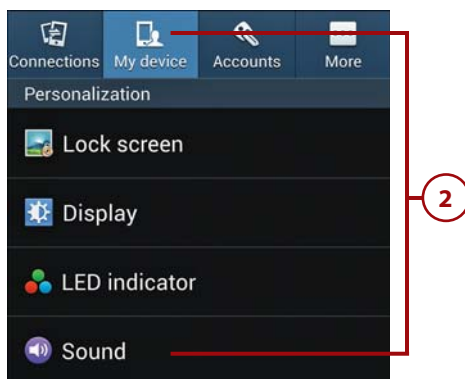
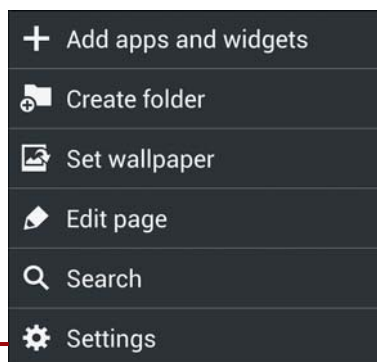
Setting Ringtones

A *ringtone* is an audible event notification, such as a sound effect or a snippet of music. You can specify default ringtones for incoming calls and text messages, as well as set person-specific ringtones for anyone with a Contacts record.

Setting the Default Incoming Call Ringtone

Unless overridden by a personal or group ringtone, the default ringtone plays to notify you of an incoming call.

1. On the Home screen, press the Menu key and tap Settings.
2. Select the My Device tab, and tap Sound.

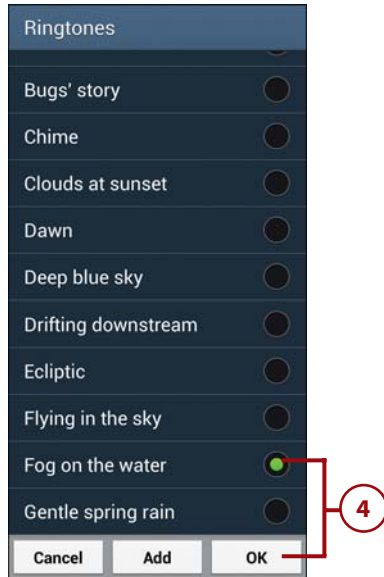
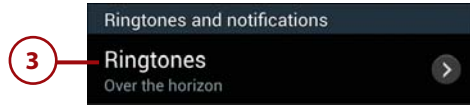


3. Tap Ringtones.
4. The Ringtones dialog box appears, showing a scrolling list containing all built-in, created, and downloaded ringtones. Tap a ringtone to play it. When you're satisfied with your choice, tap OK.

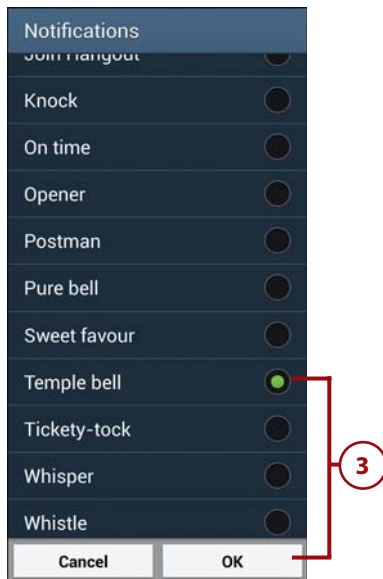
Setting the Default Notification Ringtone

Unless overridden by a personal or group ringtone, the default notification ringtone plays to signify new email, a text message, a missed call, a waiting voicemail, or an upcoming Calendar event. Unlike call ringtones, notification ringtones are brief and less intrusive.

1. Perform steps 1–2 from the previous task ("Setting the Default Incoming Call Ringtone").
2. On the Sound setting screen, tap Notifications.



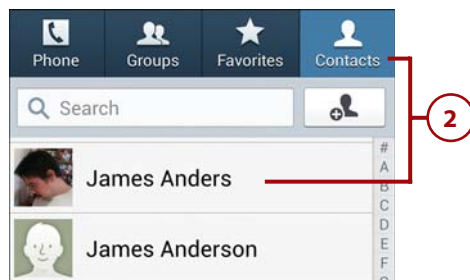
3. The Notifications dialog box appears, showing a scrolling list containing all the notification ringtones. Tap an entry to play it. When you're satisfied with your choice, tap OK.



Assigning a Ringtone to a Contact

To make it easier to quickly recognize an incoming call from a person, you can associate a distinctive ringtone with his or her record in Contacts.

1. On the Home screen, tap the Contacts icon.
2. With the Contacts tab selected, find the person's record by scrolling or searching. Tap the record to open it.
3. Scroll to the Ringtone section of the record, and tap the ringtone entry.



4. Select the ringtone that you want to use and tap OK. Select Default Ringtone (at the top of the list) only if you want to use the default ringtone for this contact.

Using Sound Files as Ringtones


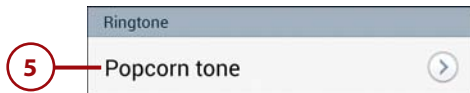
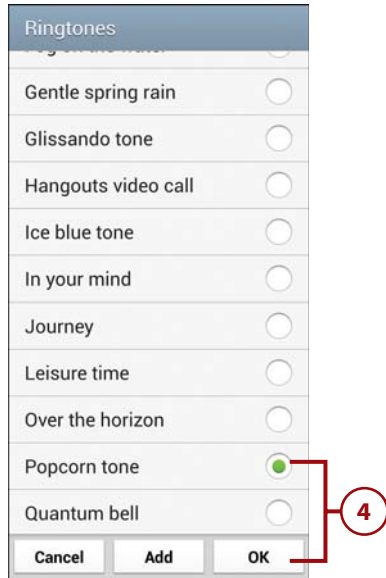
If the ringtone you want to use does not appear in the Ringtones dialog box, tap Add. If the Complete Action Using dialog box appears, select the app that you want to use to locate the ringtone—for example, Choose Music Track or Sound Picker—and tap Just Once. When the app opens, navigate to the ringtone or sound file, select it, and tap OK.

5. The selected ringtone is associated with the person's contact record.

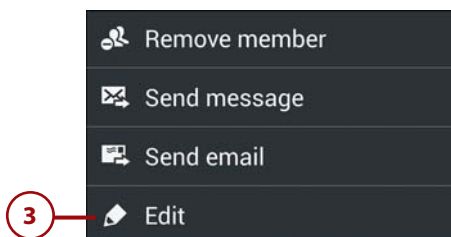
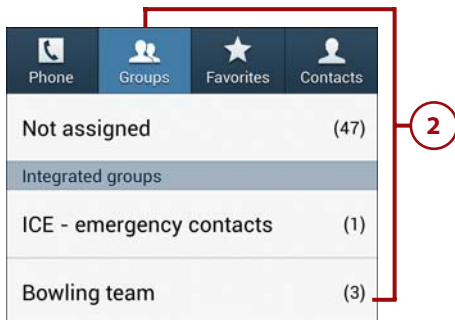
Assigning a Ringtone to a Contact Group

You can also associate a distinctive ringtone with all members of a contact group. (To learn about groups, see “Working with Contact Groups” in Chapter 5.)

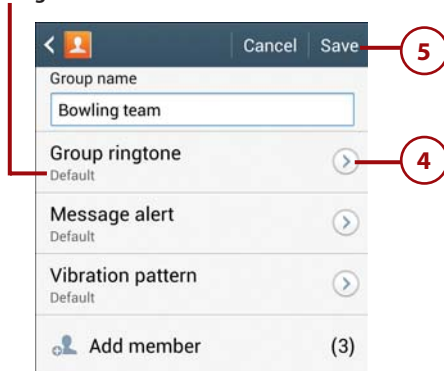
1. On the Home screen, tap the Contacts icon.



2. Tap the Groups tab to display the list of defined groups, and tap a group to show its members.
3. Press the Menu key and tap Edit.
4. Tap Group Ringtone and select a ringtone as described in step 4 of the previous task ("Assigning a Ringtone to a Contact").
5. Tap the Save button.



Current ringtone



WHICH RINGTONE HAS PRECEDENCE?

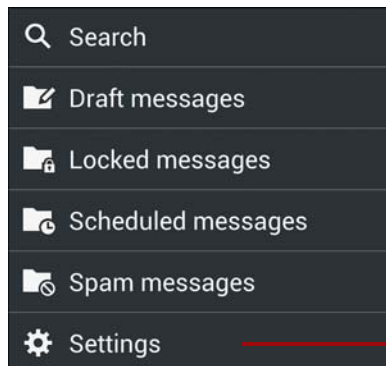
After reading the material in this section, you might be wondering what happens when a person is associated with *multiple* ringtones. For instance, although Bob may have been assigned a personal ringtone, he may also be a member of a group that has a different ringtone associated with it. The answer is that *a contact record ringtone always has precedence*.

Thus, if a caller has no personal ringtone and doesn't belong to a group that has a ringtone, his calls are announced by the default ringtone. If the person belongs to a group with a ringtone and he doesn't have a personal ringtone, the group ringtone plays. Finally, if a person belongs to a group with a ringtone and he also has a personal ringtone, the personal ringtone plays.

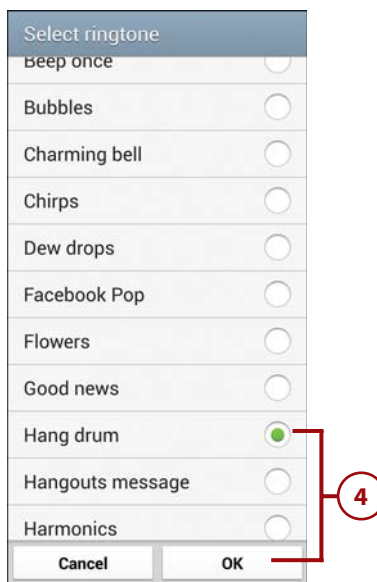
Assigning a Default Messaging Ringtone

You can also select a ringtone to announce new text and multimedia messages.

1. On the Home screen, tap the Messaging icon.
2. On the main Messaging screen, press the Menu key and tap Settings.



3. Scroll to the Notification Settings section, and tap Select Ringtone.
4. Select a sound effect from the scrolling list and tap OK. (If you'd rather not have a messaging ringtone, select Silent.)

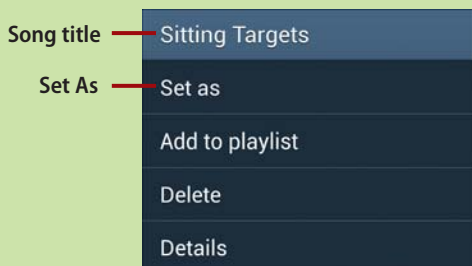


>>> Go Further

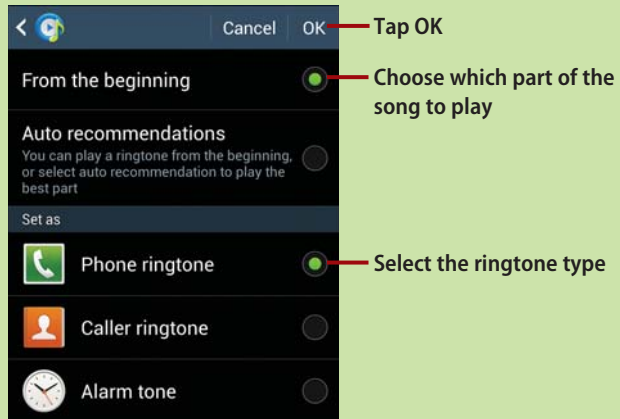
CREATING RINGTONES FROM SONGS

You can also use a song that's stored on your phone as a ringtone.

1. Launch Music, and press and hold the song title.



2. In the dialog box that appears, tap Set As.
3. Tap From the Beginning or Auto Recommendations to specify the part of the song to play as the ringtone.
4. In the Set As section, tap Phone Ringtone to use the song as the default ringtone for incoming calls. Tap Caller Ringtone to play the song whenever you receive a call from a particular person in Contacts. Tap Alarm Tone to use the song as the alarm tone for an alarm you're about to create in the Clock app.
5. Tap OK.



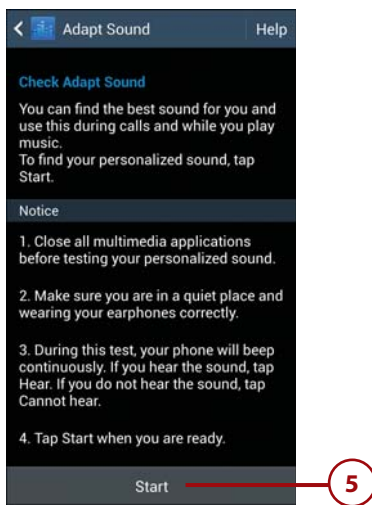
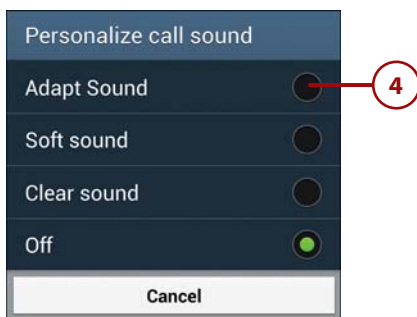
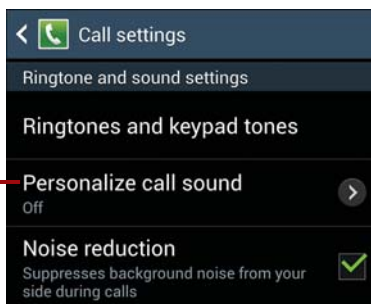
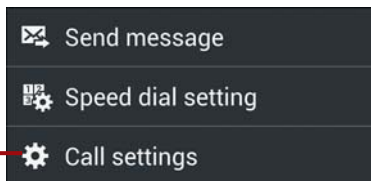
Personalize Your Call Sound

You can personalize the call sound by adjusting the sound balance. This enables you to compensate for hearing loss in one or the other ear or in the upper or lower ranges.

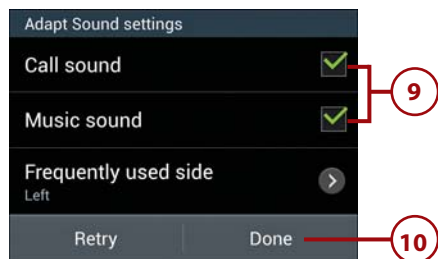
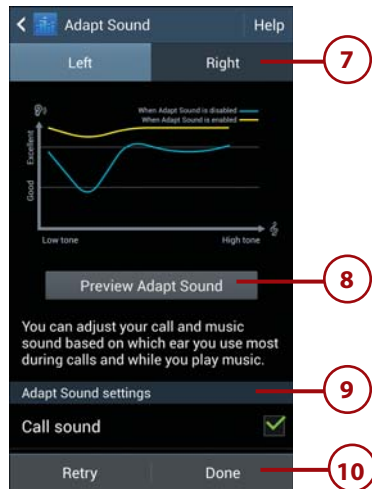
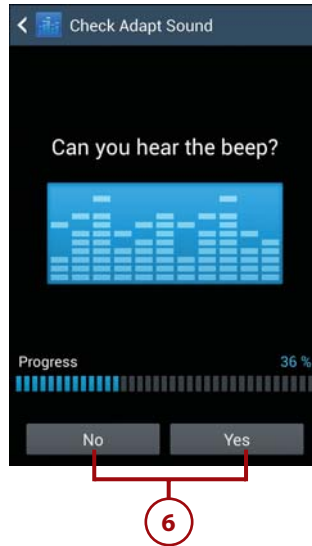
1. On the Home screen, tap the Phone icon.



2. In the Phone app, press the Menu key and tap Call Settings.
3. Tap Personalize Call Sound.
4. Do either of the following:
 - To set up a personalized sound balance, tap Adapt Sound and perform the remaining steps in this task.
 - Tap Soft Sound, Clear Choice, or Off, and skip the remaining steps.
5. Plug in your headphones, put them in or on your ears, and tap Start.



6. Listen for the tones your phone is playing. Tap Yes if you can hear each tone; tap No if you cannot.
7. On the Adapt Sound screen that appears at the end of the test, tap Left or Right to see a graph of the results for that ear.
8. Tap Preview Adapt Sound to hear audio with the adaptation applied. If the result isn't satisfactory, tap Retry to go back to step 5 and try again.
9. *Optional:* In the Adapt Sound Settings section of the screen, tap check boxes to indicate where you want to enable Adapt Sound—on phone calls and/or when playing music. If you tend to use one ear when you're on calls, tap Frequently Used Side and select your favored side.
10. Tap Done when you are satisfied with the results.



Using Voice Services

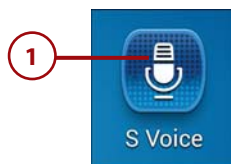
If you don't like tapping and typing (or are driving, making such activities dangerous and probably illegal), you can use S Voice, Voice Control, and Google Search/Voice Actions to control the phone. Note that Voice Control and Google Search run independently of S Voice.

S Voice and S Voice Driving Mode

S Voice is a voice app that enables you to ask questions in natural language ("Where can I find pizza?") and launch apps ("Open Calculator"). The result may be a direct answer, a web search, or the launch of an appropriate app, such as Maps. You can also turn on S Voice's Drive mode for hands-free navigation.

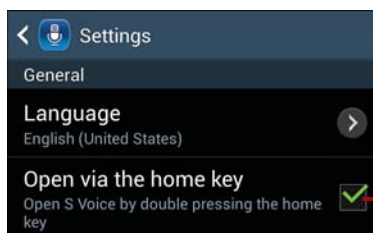
S Voice

1. *First Run Only:* Launch S Voice by tapping Apps, followed by S Voice.



Subsequent Launches

You can configure S Voice so that you can subsequently launch it by double-tapping the Home key, as well as by tapping the S Voice icon. With S Voice running and onscreen, press the Menu key, tap Settings, and enable Open Via the Home Key.



Enabled

2. The S Voice screen appears. Say your first question or command. For example, you might ask, "What's the weather like today?" to see the weather forecast for your city. S Voice displays the information it finds.
3. To ask S Voice the next question or give it a new command, tap the microphone button or say the wake-up phrase. ("Hi, Galaxy" is the default phrase.)

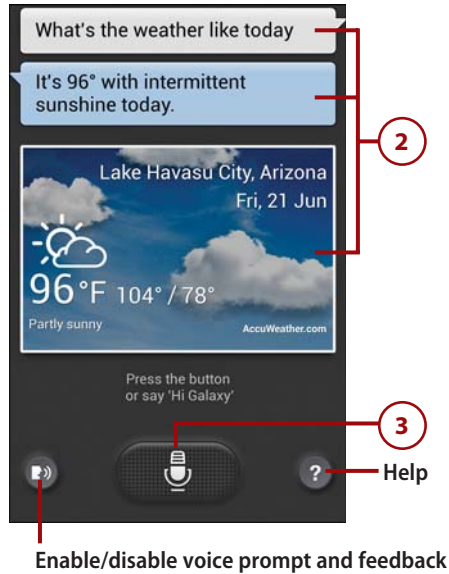
S Voice Command Help

If you want assistance with question phrasing and app commands, tap the Help icon; say "Help"; or press the Menu key, tap Settings, and tap Help.

Be sure to check out the other settings, too. You can change the wake-up command, show or hide offensive words, and set your home address, for example.

S Voice Driving Mode

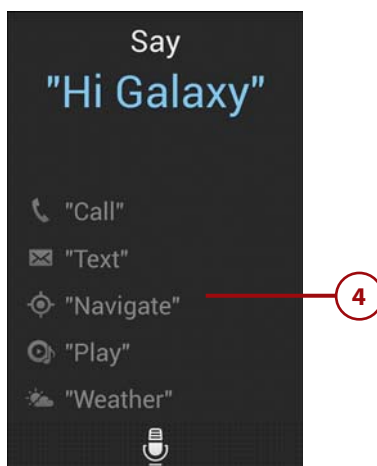
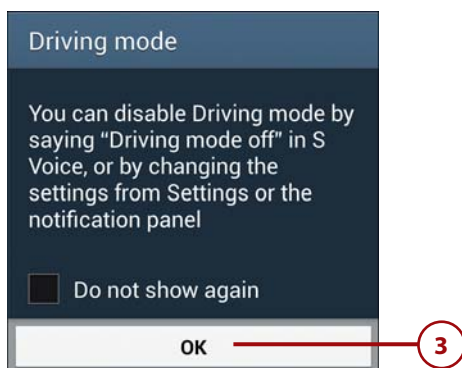
S Voice Driving mode is a hands-free mode in which you can control the phone with your voice. Driving mode has a simplified interface with larger text, so you can easily read the prompts when the phone is mounted on your dash. In Driving mode, your phone automatically speaks notifications to make you aware of them.



Enable/disable voice prompt and feedback

To switch to Driving mode:

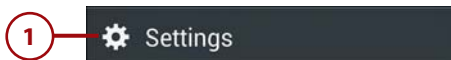
1. To activate S Voice, press the Home key twice or tap Apps, followed by S Voice.
2. Say "Driving mode on."
3. The S Voice screen switches to Driving mode. Read the Driving Mode dialog box, and tap OK to dismiss it.
4. To give a command, say "Hi, Galaxy" (or the wake-up phrase you've set) and then speak the command. For example, say "Navigate to Phoenix, Arizona."
5. When you finish using Driving mode, say "Hi, Galaxy" to get S Voice's attention and then say "Driving mode off." S Voice restores its regular screen and announces that it has deactivated Driving mode.



Voice Control

When Voice Control is enabled, you can use voice commands to control Phone, Clock, Camera, and Music. (Some carriers may also support voice control of other apps, such as ChatON.)

1. On the Home screen, press the Menu key and tap Settings.



2. Select the My Device tab.
3. Scroll to the Input and Control section. Enable Voice Control by moving its slider to the On position, and tap OK to dismiss the Voice Control dialog box that appears.
4. To specify the apps that you want to control, tap Voice Control.
5. On the screen that appears, add or remove check marks to enable/disable Voice Control in each app.

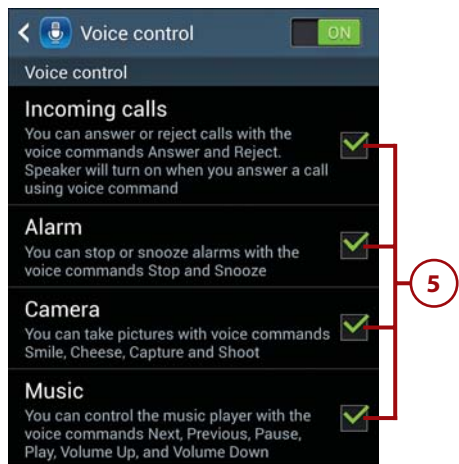
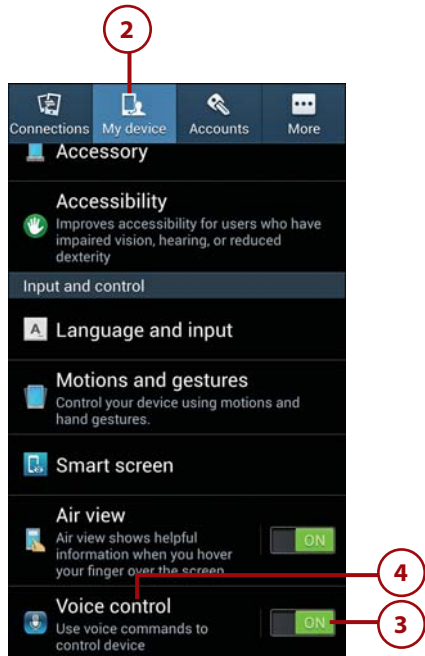
Supported Voice Commands

Review the screen for examples of supported voice commands, such as Pause, Play, and Next in Music. You must launch the appropriate app and make it active before saying commands; they don't work from the Home screen or within other apps.

Google Voice Search

Using the voice input feature of Google Search, you can perform a web search, find people in Contacts, or issue commands—called *voice actions*—to apps.

1. On a Home screen page that contains the Google Search widget, tap the microphone icon to its right. (From the Home screen, you can also tap Apps, followed by Voice Search.)



2. Say the search text, such as “Samsung Galaxy S 4,” or issue a voice action command, such as “Listen to Talking Heads,” “Call Jameson Auto Body,” or say the name of a person or company in Contacts.

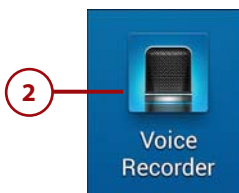
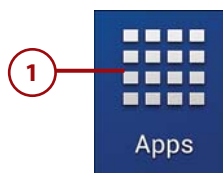
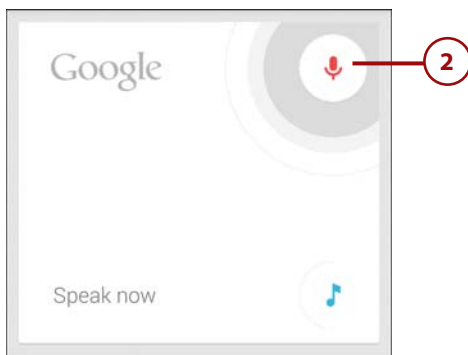
Reminders and Notes

A particularly useful voice command is “Note to self,” followed by the note text. Whatever you say is automatically sent to your Gmail account as both an audio and a text note.

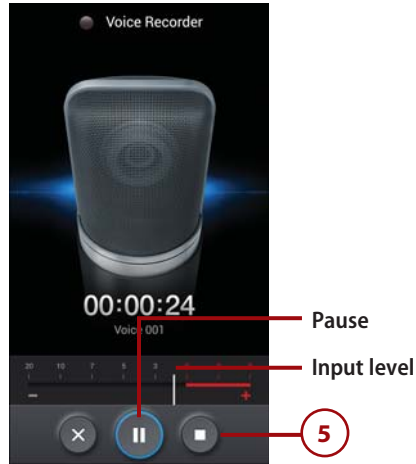
Voice Recorder

When you need to make a voice note or capture some audio, you can use the Voice Recorder app.

1. On the Home screen, tap Apps.
2. Tap Voice Recorder.
3. Tap the microphone icon to switch between Normal and High quality recording. When High quality recording is enabled, the icon has two white arcs above it.
4. Tap to start recording.



5. Tap to stop the recording.
6. In the Recorded Files list, tap the recording to listen to it.



>>>Go Further

INTERESTING NEW APPS: S HEALTH, S TRANSLATOR, AND OPTICAL READER

Your Samsung Galaxy S 4 includes several new, special-purpose apps: S Health, S Translator, and Optical Reader.

- *S Health*. S Health is a health-monitoring app that includes a health diary and exercise-logging, weight-recording, and food-tracking features.
- *S Translator*. S Translator is a translation app that can translate text between English, French, German, Spanish, Japanese, Korean, and Simplified Chinese. You can either type the text or speak it. In addition to working as a standalone app, you can summon it from within Messaging and Email to translate incoming or outgoing messages.
- *Optical Reader*. Optical Reader is a handy app that uses your phone's rear camera to read text, such as words you want to look up, contact information you want to scan, or QR (Quick Response) codes that you want to follow.

This page intentionally left blank

Index

Symbols

911 calls, 110

A

AAC (protected) codec, 327

accepting calls, 119-121

accessing

- app settings, 77

- menus, 287

- system settings, 77

- voicemail, 127-128

accounts

- calendar, adding to Calendar app, 172-173

- email

 - adding*, 220-224

 - deleting*, 230-231

 - editing settings*, 225-230

 - troubleshooting*, 224

- for synchronization, adding, 445

- Gmail, 24-28

 - creating*, 24-26

 - multiple accounts, adding*, 248

 - registering*, 26-28

- removing, 277

- Samsung, creating, 28-30

- viewing contacts from, 169

Adapt Sound feature, configuring, 134-135

adding

- accounts for synchronization, 445
- calendar accounts to Calendar app, 172-173

- contact group members, 155

- content feeds to Flipboard, 278

- email accounts, 220-224

- email attachments, 241-242

- email inserts, 242-243

- fields to contact records, 142

- folders to Home screen, 71-72

- Home screen pages, 66-67

- multiple Gmail accounts, 248

- music to playlists, 329, 333-334

- photos to contact records, 145-146

- shortcuts to Home screen, 67-69

- social networking accounts to Flipboard, 276-277

- songs to playlists, 336

- subjects for text messages, 257

- text message recipients, 255

- widgets, 69-70

Address Book (Mac)

- contacts, exporting, 165

- synchronization, 436-437

addresses (web), 197

- editing for bookmarks, 210

- typing, 197-198

- Add Shortcut command (Internet app), 214
- adjusting. *See* changing
- Adult Swim video app, 380-381
- Air Call Accept, 120
- Air Gesture settings, 81-82
 - Air Browse, 82
 - Air Call Accept, 82
 - Air Jump, 81, 202
 - Air Move, 82
 - Quick Glance, 81
- Airplane Mode, 130-131
- alarms, setting, 187
- album art, iTunes, 338
- alerts
 - Call Alerts, 132
 - emergency alert settings, 273
- Amazon Appstore
 - browsing, 302
 - collecting app usage data, 306
 - customizing, 305-306
 - downloading apps from, 302-304
 - installing, 300-301
 - menu commands, 306-307
 - updating apps, 313
- ambient light sensor, 8
- Android Beam, 428
- Android Market. *See* Google Play
- Android operating system, 39
 - checking version, 497
 - version 4.2.2, 9
- Animated Photo shooting mode, 359
- answering calls, 32, 119-124
- anti-shake for photos, 355
- antivirus apps, 464
- Application Manager, uninstalling apps, 309
- apps, 9, 283
 - Amazon Appstore
 - customizing, 305-306
 - installing, 300-301
 - menu commands, 306-307
 - antivirus, 464
 - Back key usage, 47
 - Calendar, 171
 - adding accounts, 172-173
 - events, creating, 174-178
 - managing events/tasks, 186-187
 - responding to reminders, 187-189
 - setting preferences, 190-192
 - synchronizing, 191
 - tasks, creating, 178-180
 - views, 180-184
 - widgets for, 185
 - Camera
 - launching, 348
 - recording videos, 395-398
 - settings, 352-361
 - ChatON, 281
 - Contacts, 137
 - adding photos to contacts records, 145-146
 - backing up data, 159-162
 - creating contact records, 140-144
 - deleting contact records, 152-153
 - display options, 168-169
 - editing contact records, 148
 - finding text message recipients, 255
 - groups, 153
 - interface, 138-139
 - joining and separating contact records, 150-151
 - marking contact records as favorites, 151-152
 - restoring data, 162-165
 - Send Email/Send Message commands, 167-168
 - setting contact record defaults, 149
 - viewing contacts, 146-147
- contextual menus, 288
- downloading and installing
 - from Amazon Appstore, 302-304
 - enabling other sources, 299
 - from Google Play (Play Store), 293-298
- Email
 - launching, 233
 - retrieving email, 231-232
 - setting up email account, 220
- exiting, 288, 293
- Favorite Apps palette, editing, 459
- Flipboard
 - adding accounts, 276-277
 - adding content feeds, 278
 - viewing and interacting with content feeds, 279-280
- folders for, creating, 76
- Force Stop command, 485
- Gallery, 363-370
 - emailing photos from, 420-422
 - launching, 350
 - reviewing photos immediately, 361-362
- Gmail, 248-251
- GPS-enabled apps, 315, 483

Group Play

- settings*, 342
- sharing photos*, 366
- sharing songs*, 339-343
- troubleshooting*, 343

Home key usage, 46**Home screen shortcuts**,

- creating*, 67-68, 308

imo (chat app), 281**Internet**

- configuring*, 216
- creating bookmark folders*, 211
- creating bookmark shortcuts*, 69
- creating bookmarks*, 208-209
- deleting bookmarks*, 212-213
- editing bookmarks*, 210
- following links*, 198
- incognito browsing*, 206-207
- launching*, 196-197
- menu commands*, 214-215
- moving bookmarks into folders*, 211-212
- portrait/landscape view*, 202
- privacy*, 216
- refreshing page*, 204
- searching for web pages*, 200-201
- setting home page*, 216
- sharing*, 214
- Smart Screen*, 202
- typing web addresses*, 197-198
- viewing pages*, 201-207
- visiting bookmarked, recent, saved pages*, 199-200

Kies Air, 407**launching**, 284-286

- moving to memory card*, 313

menus, *accessing*, 287**Messaging**

- composing multimedia messages*, 261-263

composing text

- messages*, 254-260
- configuring*, 270-275
- continuing conversations*, 265
- deleting conversations*, 266
- deleting text messages*, 267-270
- new message notifications*, 263-264
- options for text messages*, 268-269
- reviewing conversations*, 266
- tips for*, 275

Music

- playing songs*, 328-339
- Settings menu*, 339
- speaker fidelity improvements*, 338

navigating within,

- 284, 289

Pandora Internet

- Radio*, 344

paying for, 295, 303-304*permissions*, 295, 304, 464**Phone**, *opening from*

- Contacts*, 138

Photo Editor, 372-375**Play Music**, 328*primary shortcuts*, 44*requesting refunds from*

- Google Play*, 296

returning to Home

- screen*, 288

running apps list,

- options*, 478

running during phone

- calls*, 127

running multiple apps,

- 290-292

settings, *accessing*, 77*shortcuts*, 44*for social networking*,

- 276, 280

streaming video, 380-381*switching among*,

- 289-290

synchronization apps, 438*troubleshooting*, 498*uninstalling*, 308-311*with Application*

- Manager*, 309

with Google Play, 311*with Task Manager*, 310*updating*, 312-313**Video***playing videos*, 383-395*Video Player versus*, 383*viewing battery*

- usage*, 484

WatchON, *configuring*,

- 474-475

Apps primary shortcut, 44**Apps tab**, 11**Apps view**

- customizing*, 74-76
- navigating*, 284

area codes, *dialing*, 31*assigning*

- contacts to groups*, 143
- ringtones to contact groups*, 85-87
- to contacts*, 84-85
- speed dial number*, 112

attachments to email

- adding*, 241-242
- downloading automatically*, 229
- forwarding*, 228, 240
- viewing and saving*, 234-235

audio

- Adapt Sound feature*, *configuring*, 134-135
- Voice Recorder*, 96-97

automated answering

- systems*, *inserting pause and wait commands when dialing calls*, 118-119

Auto Redial, *configuring*, 133

- auto-rotate feature*, *enabling*, 54

Auto shooting mode, 358

B

background image
(wallpaper), changing,
64-65

backing up contact records,
159-162

- to memory card, 161
- merging with Google
Contacts or Samsung
account, 159-160
- to SIM card, 160-161
- to USB memory, 162
- what to back up, 162

Back key, 8, 47, 289

battery, charging, 12-13, 483

battery usage, conserving,
480-485

- GPS-enabled apps, 483
- manual conservation tips,
481-483
- notifications, 481
- Power Saving Mode,
480-481
- viewing usage by
apps, 484

BCC (blind carbon copy),
228, 237

Beauty Face shooting
mode, 361

Best Face shooting
mode, 360

Best Photo shooting
mode, 360

BlackBerry, transferring data
from, 15

blocking caller ID
information, 116

Bluetooth

- destination folder,
selecting, 419
- headsets, 20-23
- configuring phone
for*, 133
- enabling*, 126
- in-call options*, 23

- making calls*, 22
- pairing with phone*, 21
- icon, 418
- tethering, 470
- transferring files, 413-419
- pairing phone and
computer*, 413-415
- sending files from
computer to phone*,
415-416
- sending files from
phone to computer*,
416-418

bookmarks

- creating, 208-209
- creating folders for, 211
- creating shortcuts for, 69
- deleting, 212-213
- display options, 199
- editing, 210
- history list, 209
- managing, 199
- organizing in folders,
211-212
- visiting bookmarked
pages, 199-200

Bookmark widget, 70

Briefing widget, 185

broadcast messages,
settings, 273

browsers

- Back key usage, 47
- default browser,
setting, 196
- Google Chrome, 195
- Internet app
- configuring*, 216
- creating bookmark
folders*, 211
- creating bookmark
shortcuts*, 69
- creating bookmarks*,
208-209
- deleting bookmarks*,
212-213
- editing bookmarks*, 210
- following links*, 198
- incognito browsing*,
206-207

- launching*, 196-197
- menu commands*,
214-215
- moving bookmarks into
folders*, 211-212
- portrait/landscape
view*, 202
- privacy*, 216
- refreshing page*, 204
- searching for web
pages*, 200-201
- setting home page*, 216
- sharing*, 214
- Smart Screen*, 202
- typing web addresses*,
197-198
- viewing pages*, 201-207
- visiting bookmarked,
recent, saved pages*,
199-200

Burst Shot photos, 355

C

Calendar app, 171

- accounts, adding, 172-173
- events
- creating*, 174-178
- editing repeat
events*, 187
- managing*, 186-187
- multiple calendars, 175
- preferences, setting,
190-192
- reminders, responding to,
177, 187-189
- synchronizing, 191
- tasks
- creating*, 178-180
- managing*, 186-187
- sorting*, 183
- views, 180-184
- widgets for, 185

Calendar widget, 185

Call Alerts, configuring, 132

Caller ID

- blocking, 116
- configuring, 133

call forwarding, 122-124

call logs

- deleting entries, 107
- dialing calls from, 104-107
- icons, 106
- options, 107
- viewing from
 - Contacts, 104

Call Rejection, enabling/disabling, 132

calls

- Adapt Sound feature, configuring, 134-135
- Air Call, 120
- cost based on time/
 - location, 488
- cost versus texting, 488
- dialing, 31
 - blocking caller ID information*, 116
 - country codes*, 100-101
 - emergency calls*, 110-111
 - from call log*, 104-107
 - from email message links*, 108-109
 - from text message links*, 108
 - inserting pause and wait commands*, 118-119
 - quick dialing techniques*, 109
 - speed dialing*, 111-116
 - three-way calling*, 117-118
 - with Bluetooth headsets*, 22
 - with Contacts record*, 102-103
 - without Contacts record*, 100-102
- hanging up, 32, 126
- in-call options, 124-127
 - for Bluetooth headsets*, 23, 126
 - end call*, 126
 - hold*, 125
 - keypad, accessing*, 125
 - mute*, 126
 - noise reduction*, 125

- notification panel*, 126
- personalized call sound*, 125
- speaker*, 125
- volume, adjusting*, 125-126

missed calls, 133

mute/vibrate, enabling, 129-130

receiving, 32, 119-124

- accepting/rejecting calls*, 119-121

- call forwarding*, 122-124

- call waiting*, 121

- mute/vibrate, enabling*, 129-130

rejecting, 32

- returning/redialing, 104-105

- ringtone, muting, 121

- settings, configuring, 131-134

- voicemail, accessing, 127-128

- Wi-Fi calling, 119

call sound, customizing, 89-91

call waiting, 121

Camera app

- launching, 348
- recording videos, 395-398
- settings, 352-361
 - Quick Settings*, 352-353
 - Settings dialog box*, 354-357
 - shooting modes*, 358-361
- using flash, 356

cameras. *See also* photos; videos

- connecting phone to PC as, 410
- flash, 8, 353
- front camera, 8, 348-350
- rear camera, 8, 350-352

capitalization when entering text, 53

case sensitivity of passwords, 453

CC (carbon copy), 228, 237

cell broadcast settings, 273

changing. *See also* editing

- default language, 36-37

- email account settings, 225-230

- equalizer settings, 331

- group settings, 154

- input methods, 55

- language, 56

- for voice input*, 59

- message read status, 246

- number dialed, 101

- personal message on lock screen, 458

- playlist song order, 337

- ringtones, 133

- screen locking method, 448-457

- search engines, 201

- voicemail settings, 128

- volume, 18-19

- for Bluetooth*

- headsets*, 22

- in Group Play app*, 342

- of music*, 331

- wallpaper, 64-65

character preview, 56

charging the battery, 12-13, 483

chat. *See also* texting

- dedicated apps for, 281
- video chat, 399

ChatON, 281

choosing. *See* selecting

Chrome, 195

clearing lock screen, 462-463

Clear Memory command, 479

Clipboard

- copying photos to, 369
- material

- deleting*, 61

- pasting*, 61

- clock on lock screen, showing/hiding, 458
- closing Notification panel, 48
- color, adjusting in photos, 374
- Complete Action Using dialog box, 196, 319
- completed tasks, marking, 187
- composing
 - multimedia messages, 261-263
 - new email message, 237-239
 - text messages, 254-260
- conditional call forwarding, 123
- configuring. *See also* options; settings
 - Adapt Sound feature, 134-135
 - Calendar app settings, 190-192
 - Call settings, 131-134
 - email account settings, 225-230
 - Gmail settings, 249
 - Internet app, 216
 - Messaging app, 270-275
 - Power Saving Mode, 480-481
 - reminders for events, 177
 - voicemail, 23-24
 - WatchON app, 474-475
- connected Wi-Fi network, viewing, 34
- connecting to computer. *See* Bluetooth; USB; Wi-Fi
- connection methods (Internet)
 - setting manually, 33
 - Wi-Fi
 - forgetting networks*, 36
 - selecting network*, 34-36
 - viewing network information*, 36
- connections in Group Play app, disconnecting, 343
- connection speeds, testing, 470
- conserving battery, 480-485
 - GPS-enabled apps, 483
 - manual conservation tips, 481-483
 - Power Saving Mode, 480-481
 - viewing usages by apps, 484
- contact groups, 138, 153
 - adding/removing members, 155
 - assigning
 - contacts to*, 143
 - ringtones to*, 85-87
 - creating, 153-154
 - deleting, 157-158
 - emailing/texting, 155-156, 259
 - reordering, 157
- contact info for text message recipients, 256
- contact records
 - adding photos to, 145-146
 - assigning to groups, 143
 - backing up, 159-162
 - merging with Google Contacts or Samsung account*, 159-160
 - to memory cards*, 161
 - to SIM card*, 160-161
 - to USB memory*, 162
 - what to back up*, 162
 - call logs, viewing, 104
 - creating, 140-144
 - deleting, 152-153
 - dialing calls from, 102-103
 - dialing calls without, 100-102
 - editing, 148
 - exporting from other sources, 165
 - favorites, 138, 151-152
 - fields, adding, 142
 - filtering in email, 238
 - groups, 138, 153
 - adding/removing members*, 155
 - creating*, 153-154
 - deleting*, 157-158
 - emailing/texting*, 155-156
 - reordering*, 157
 - importing into Google Contacts, 165-167
 - joining and separating, 150-151
 - on Mac, synchronization, 436-437
 - restoring, 162-165
 - from memory card*, 163-164
 - from SIM card*, 162-163
 - from USB backup*, 164
 - problems with*, 165
 - ringtones, selecting, 84-85, 143
 - setting defaults, 149
 - speed dial numbers
 - assigning*, 112
 - dialing*, 115-116
 - rearranging*, 115
 - removing*, 114
 - replacing*, 113
 - viewing, 146-147
- Contacts app, 137. *See also* contact records
 - backing up data, 159-162
 - display options, 168-169
 - groups, 153
 - adding/removing members*, 155
 - creating*, 153-154
 - deleting*, 157-158
 - emailing/texting*, 155-156
 - reordering*, 157
 - interface, 138-139
 - restoring data, 162-165
 - Send Email/Send Message commands, 167-168
 - shortcut, 44
 - text message recipients, selecting, 141, 156, 255
- Contact widget, 70

content feeds in Flipboard
 adding to, 278
 viewing and interacting, 279-280

contextual menus, 288

continuing conversations, 265

control panel (for Samsung Kies), 404

conversations, Messaging, 254
 continuing, 265
 deleting, 244, 266
 reviewing, 266
 starting, 259-260

conversation view (Email),
 standard view versus, 235-236

converting DVDs for
 playback, 388-394

copying
 files with Samsung Kies, 405
 iTunes music, 338
 outgoing email messages, 228
 photos to Clipboard, 369
 text from web pages, 61

copy-protected songs, 327

cost
 of calls based on time/location, 488
 texting versus calling, 488

country codes, 100-101
 dialing, 31
 when to dial, 123

cover release, 7

cropping photos, 369, 373

current location,
 checking, 318

custom Contacts views, 169

customizing, 10. *See also*
 settings
 Amazon Appstore, 305-306
 Apps view, 74-76
 call sound, 89-91
 Google Play, 296-298

Home screen, 64-74
folders, adding, 71-72
primary shortcuts, 74
rearranging, removing, adding pages, 66-67
repositioning and removing items, 72-73
shortcuts, adding, 67-69
wallpaper, selecting, 64-65
widgets, adding, 69-70

Multi Window feature, 292

Quick Settings, 353

system settings, 11-12

D

dark display
 preventing in Group Play app, 343
 restoring, 16

data, transferring from other phones, 15

data connection methods
 setting manually, 33

Wi-Fi
forgetting networks, 36
selecting network, 34-36
viewing network information, 36

data limits, 33

data synchronization. *See*
 synchronization

data usage
 checking, 485-486
 managing, 486-488
 monitoring, 34

Date and Time settings, 78

Day view (Calendar app), 182

dedicated apps. *See* apps

default
 browser, setting, 196
 camera settings,
 restoring, 357
 email account,
 setting, 227

incoming call ringtone,
 setting, 82-83

language, changing, 36-37

messaging ringtone,
 setting, 87-88

notification ringtone,
 setting, 83-84

phone number for call
 forwarding, 122

contact record fields,
 setting, 149

text message settings,
 restoring, 275

deleting
 apps from folders, 76
 bookmarks, 212-213
 call log entries, 107
 Clipboard material, 61
 contact group
 members, 155
 contact records, 151-153
 conversations, 266
 downloads, 198
 email, 243-244
 email accounts, 230-231
 events/tasks, 186-187
 folder items, 72
 groups, 157-158
 Home screen items, 72-73
 Home screen pages,
 66-67
 music, 329
 notifications, 48
 personal message on lock
 screen, 458
 photo edits, 373
 photos, 367
from multiple folders, 371
 playlists, 337
 POP3 email from
 server, 223
 primary shortcuts, 74
 shortcuts, 68
 social networking
 accounts, 277
 songs from playlists,
 334, 336
 speed dial number, 114
 text messages, 267-270

Desktop View command (Internet app), 215

destination setting in Google Navigation, 318

destination folder for Bluetooth, selecting, 419

dialing calls, 31

- blocking caller ID information, 116
- country codes, 100-101
- emergency calls, 110-111
- from call log, 104-107
- from email message links, 108-109
- from text message links, 108
- inserting pause and wait commands, 118-119
- quick dialing techniques, 109
- speed dialing, 111-116
- three-way calling, 117-118
- with Contacts record, 102-103
- without Contacts record, 100-102

dialing prefixes. *See* country codes

dialog boxes, Back key usage, 47

dictation. *See* voice input

dimmed displays, restoring, 16

Direct Call (Motion setting), 79

Direct Dial widget, 70

directions

- with Google Local, 322-325
- with Google Navigation, 317-321

Direct Message widget, 70

disabling

- Airplane Mode, 131
- call forwarding, 124
- call rejection, 132

- GPS (Global Positioning System), 316
- mobile data, 486
- Multi Window feature, 290
- Smart Pause, 385
- Wi-Fi, 33

disconnecting

- from Group Play app, 343
- USB-tethered phones, 473

dismissing

- dialog boxes, 47
- keyboard, 47, 53
- lock screen, 16
- Notification panel, 47
- options menus, 47
- reminders, 189

displaying. *See* viewing

display options

- Calendar app, 180-184
- Contacts app, 168-169
- Gallery app, 363
- text messages, 272

displays

- dark displays
 - preventing in Group Play app*, 343
 - restoring*, 16
- dimmed displays, restoring, 16

double tap, 50, 92

doubleTwist, 412

downloaded apps, viewing, 284

downloading apps

- enabling other sources*, 299
- from Amazon Appstore*, 302-304
- from Google Play*, 293-298

attachments

- automatically, 229

downloads

- defined, 407
- removing, 198

drafts, saving text messages as, 257

dragging, 51

- Home screen indicator, 42

Drama shooting mode, 359

duplicate contact records, 164

duplicating letters in Swype, 54

DVDFab/DVD Ripper, 388

- profiles, creating, 394

DVDs, converting for playback, 388-394. *See also* videos

E

e911 (Enhanced 911), 110

earpiece, 7

Easy Mode, 9

- switching to Standard mode, 43-44

editing. *See also* changing

- bookmarks, 210
- contact records, 148
- events/tasks, 186-187
- Favorite Apps palette, 459
- photos
 - Gallery app*, 363-370
 - Photo Editor app*, 372-375
- playlist titles, 337
- Quick Settings (in Camera app), 353
- text, 60-61
- Text Templates phrases, 258-259

effects (photos), 349, 351, 374

ejecting USB-tethered phones, 473

email

- accounts
 - adding*, 220-224
 - creating subfolders*, 246
 - deleting*, 230-231
 - editing settings*, 225-230
 - troubleshooting*, 224

- attachments
 - adding*, 241-242
 - viewing and saving*, 234-235
 - creating new message, 237-239
 - deleting, 243-244
 - POP3 email from server*, 223
 - favorites, marking, 247-248
 - flags, 248
 - formatting messages, 238
 - forwarding, 240
 - Gmail app, 248-251
 - images, showing, 230
 - inserts, adding, 242-243
 - message links, dialing
 - calls from, 108-109
 - message read status, changing, 246
 - moving between folders, 245-246
 - photos, sharing, 366, 420
 - reading, 232-234
 - replying to, 239
 - retrieving, 231-232
 - size limitations*, 227
 - sending
 - to contacts*, 167-168
 - to groups*, 155-156
 - songs, sharing, 422
 - spam, avoiding, 230
 - standard versus conversation view, 235-236
 - subfolders, creating, 246
 - synchronization options and schedules, 439-445
 - texting to email addresses, 260
 - transferring files, 419-423
 - photos from Gallery*, 420-422
 - songs from My Files*, 422-423
 - unread email, 246
- Email app
- launching, 233
 - retrieving email, 231-232
 - setting up email account, 220
- embedding links in text messages, 260
- embellishments, adding to photos, 375
- emergency alert settings, 273
- emergency calls, 110-111
- emoticons in text messages, 257
- enabling
 - Air Gesture, 81-82
 - Airplane Mode, 130-131
 - auto-rotate feature, 54
 - Bluetooth headsets, 126
 - Call Rejection, 132
 - Face Unlock, 454-456
 - GPS (Global Positioning System), 316
 - Increase Volume in Pocket, 134
 - Motion and Palm Motion settings, 78-80
 - Multi Window feature, 290
 - mute/vibrate, 129-130
 - noise reduction, 134
 - other app sources, 299
 - Power Saving Mode, 480-481
 - Quick Settings, 48
 - shutter sound, 357
 - Smart Pause, 385
 - voice input, 57
 - voice recognition for lock screen, 455
 - Zoom feature, 366
- encoding videos, quality settings, 392
- End/End All commands, 478
- ending calls, 32, 126
- entering text, 52-59
 - tapping keyboard, 52-53
 - typing tips, 54-61
 - voice input, 57-59
 - with Swype, 54
- episodic DVDs
 - converting for playback, 390
 - settings, 391
- equalizer settings, changing, 331
- Eraser, 358, 375
- events, Calendar
 - creating, 174-178
 - defined, 174
 - editing repeat events, 187
 - managing, 186-187
 - reminders, responding to, 187-189
 - searching for, 183
- Exchange Server synchronization strategy, 434
- exiting
 - apps, 288, 293
 - dialog boxes, 47
- exporting contact records from other sources, 165
- exposure values for photos, 356
- extended Home screen, 42
- extracting text from photos, 370

F

Face Detection, 355

Face Unlock

- enabling, 454-456
- unlocking lock screens, 463

factory data reset, 500-501

fast-forwarding

- music playback, 330
- video playback, 384-385

Favorite Apps palette, editing, 459

favorites, 138

- contact records, 151-152
- email, 247-248
- photos, 368
- songs, 334
- WatchON channels, 475

fields, adding to contact records, 142

file-handling systems, 412

files

- in Bluetooth folder, 416
- finding, 411
- selecting all, 417
- transferring
 - between phones,* 423-430
 - via Bluetooth,* 413-419
 - via email,* 419-423
 - via USB,* 408-412
 - via Wi-Fi,* 402-407

file size for multimedia messages, 261

filtering contacts in Email, 238

finding. *See also* searching files, 411
model number, 471
song files in folders, 423

Find on Page command (Internet app), 215

flagging email messages, 247-248

flash, 8

- photos, 356
- video recording, 397

flick, 50

Flipboard, 276

- accounts, adding, 276-277
- content feeds
 - adding,* 278
 - viewing and interacting with,* 279-280

flipping photos, 357, 373

focus, setting for photos, 351

folders

- adding to Home screen, 71-72
- email
 - creating subfolders,* 246
 - moving between,* 245-246
- for apps, creating, 76
- for bookmarks
 - creating,* 211
 - moving bookmarks into,* 211-212

for photos, viewing list of, 364

photos

- selecting all,* 417, 421-430
- sharing/deleting,* 371

song files, finding, 423

Force Stop command, 485

forgetting Wi-Fi networks, 36

formatting

- email messages, 238
- memory cards, 493

forwarding

- calls, 122-124
- email, 240
- email attachments, 228, 240

front camera, 8

- shooting photos, 348-350
- video recording with, 398

frozen screen, troubleshooting, 499

G

Galaxy Note/Note II phones, transferring data from, 15

Galaxy S II/III phones, transferring data from, 15

Gallery app, 363-370

- emailing photos from, 420-422
- launching, 350
- reviewing photos
 - immediately, 361-362
- switching views, 363

gestures

- Air Call Accept, 120
- Air Gesture, 81-82
- on touchscreens, 49-52

gesture sensors, 8

gift cards in Amazon

- Appstore, 305

Global Positioning System.

See GPS (Global Positioning System)

Gmail accounts, 24-28

- creating, 24-26
- registering, 26-28

Gmail app, 248-251

Gmail synchronization strategy, 435

Google Chrome, 195

Google Contacts

- importing contact records
 - from other sources, 165-167
- merging contact records with, 159-160

Google Local

- directions with, 322-325
- interchanging with
 - Google Navigation/Google Maps, 317

Google Maps, interchanging with Google Navigation/Google Local, 317

Google Navigation

- interchanging with
 - Google Maps/Google Local, 317
- options, 320-321
- turn-by-turn directions, 317-321

Google Play, 293-298

- customizing, 296-298
- uninstalling apps, 311
- updating apps, 312-313
- website usage, 298

Google Play Music app, 328

Google synchronization strategy, 435

Google Voice Search, 95-96

Google Voice Typing, 55

Google Wallet, 295

GPS (Global Positioning System), 315

- audio, 324
- battery usage, 483
- enabling/disabling, 316
- search, 323
- tagging photos, 355, 357

turn-by-turn directions
with Google Local,
 322-325
with Google
Navigation, 317-321

grid view (of Contacts
 Favorites), list view
 versus, 139

Group Play app
 settings, 342
 sharing photos, 366
 sharing songs, 339-343
 troubleshooting, 343

groups. *See* contact groups

guidelines on Camera
 viewfinder, 356

H

hanging up calls, 32, 126

hardware, 6-8
 ambient light sensor, 8
 Back key, 8
 earpiece, 7
 flash, 8
 front camera, 8
 gesture sensors, 8
 headset jack, 8
 Home key, 8
 memory cards, 8
 Menu key, 8
 microphone, 7
 Power button, 7, 13
 proximity sensor, 8
 rear camera, 8
 status light, 8
 touchscreen, 8
 USB power/Accessory
 connectors, 8
 Volume control, 7

hardware keys, 45-47
 Back key, 8, 47, 289
 Home key, 8, 45-46, 288
 lighting, 287
 Menu key, 8, 45, 287

HDR (High Dynamic Range)
 shooting mode, 359

HDTV
 mirroring phone on,
 473-475
 WatchON app,
 configuring, 474-475

headphones, wired, 20

headset jack, 8

headsets
 Bluetooth, 20-23
enabling, 126
in-call options, 23
making calls, 22
pairing with phone, 21
 configuring phone
 for, 133
 wired, 20

health-monitoring app
 (S Health), 97

Help command (Internet
 app), 215

help for S Voice, 93

Help Text (lock screen
 option), 457

hiding
 keyboard, 53
 Multi Window feature, 290
 passwords when
 typing, 461

High Dynamic Range (HDR)
 shooting mode, 359

History list
 creating bookmarks
 from, 209
 visiting pages in, 199-200

hold, placing calls on, 125

Home key, 8, 45-46, 288

Homepage command
 (Internet app), 214

Home screen, 40-44
 customizing, 64-74
folders, adding, 71-72
primary shortcuts, 74
rearranging, removing,
adding pages, 66-67
repositioning and
removing items, 72-73
shortcuts, adding, 67-69

wallpaper, selecting,
 64-65
widgets, adding, 69-70

extended, 42

Home key usage on, 46

main area, 41

main Home screen
 page, 66
 mode, setting Easy or
 Standard, 43-44
 page indicators, 42
 returning to, 288
 shortcuts, 44
creating, 308
 status bar, 40-41

Home screen indicator,
 dragging, 42

Hotmail accounts,
 synchronization with, 434

hotspots, creating, 467-470

I

icons
 in call logs, 106
 call options, 125-126
 in Quick Settings, 353

ignoring calls, 119-121

images
 as email inserts,
 resizing, 243
 wallpaper, changing,
 64-65

imo (chat app), 281

important email messages,
 marking, 247-248

importing contact records
 from other sources into
 Google Contacts, 165-167

Improve Facial Recognition
 (lock screen option),
 456-457

in-app purchasing in Amazon
 Appstore, 306

in-call options, 124-127
 for Bluetooth headsets,
 23, 126

- end call, 126
- hold, 125
- keypad, accessing, 125
- mute, 126
- noise reduction, 125
- notification panel, 126
- personalized call
 - sound, 125
- speaker, 125
- volume, adjusting, 125-126
- incognito browsing, 206-207
- incoming call ringtone, setting, 82-83
- Increase Volume in Pocket, enabling, 134
- indicator dots, 44
- indicator lights, 8
- input methods, changing, 55, 57-58
- input mode, voice input, 57-59
- inserting
 - folder items, 72
 - memory card, 491-492
 - pause and wait
 - commands when dialing calls, 118-119
 - SIM card, 495
- inserts, adding to email, 242-243
- installing
 - Amazon Appstore, 300-301
 - apps
 - enabling other sources*, 299
 - from Amazon Appstore*, 302-304
 - from Google Play*, 293-298
 - SIM card, 495
- interface, 9
 - Contacts app, 138-139
 - hardware keys, 45-47
 - Back key*, 47
 - Home key*, 45-46
 - Menu key*, 45

- Home screen, 40-44
 - extended*, 42
 - Home key usage on*, 46
 - main area*, 41
 - mode, setting Easy or Standard*, 43-44
 - shortcuts*, 44
 - status bar*, 40-41
- indicator dots, 44
- notification panel, 48-49
- touchscreens, interactions with, 49-52
- international calls, dialing
 - country codes, 100-101
- Internet app
 - bookmarks
 - creating*, 208-209
 - creating folders for*, 211
 - creating shortcuts for*, 69
 - deleting*, 212-213
 - editing*, 210
 - moving into folders*, 211-212
 - configuring, 216
 - following links, 198
 - incognito browsing, 206-207
 - launching, 196-197
 - menu commands, 214-215
 - portrait/landscape view, 202
 - privacy, 216
 - refreshing page, 204
 - searching for web pages, 200-201
 - setting home page, 216
 - sharing, 214
 - shortcut, 44
 - Smart Screen, 202
 - typing web addresses, 197-198
 - viewing web pages, 201-207
 - visiting bookmarked, recent, saved pages, 199-200
- interval, setting screen
 - timeout, 16-17

- iPhone, transferring data from, 15
- ISO settings, Camera 355
- iTunes, copying music from, 338

J-K

- Jabra EasyGo Bluetooth headset, 20
- Jaksta Media Recorder, 382
- joining contact records, 150-151
- keyboard
 - Delete key, 52
 - hiding/restoring, 53
 - input method, 55
 - landscape mode, 54
 - letter/symbol toggling, 52-53
 - Swype, 54
 - tapping, 52-53
 - typing tips, 54-61
- keypad, showing/hiding during phone calls, 125
- keys, hardware, 45-47
 - Back key, 47, 289
 - Home key, 45-46, 288
 - lighting, 287
 - Menu key, 45, 287
- Kies Air app, 407

L

- labels (Gmail), 250
- landline phones, texting to, 260
- landscape orientation, 51
 - Multi Window display, 292
 - photos, 350, 362, 364
 - slideshow, 376
 - typing, 54-55
 - web pages, 202
 - videos
 - recording*, 395
 - watching*, 384
 - working in Email, 232, 234

- language
 - changing, 56
 - default, changing, 36-37
 - for voice input, changing, 59
 - launching
 - apps, 284-286
 - Multi Window apps, 291
 - Phone app from Contacts app, 138
 - phone from lock screen, 100
 - S Voice, 92
 - letters in Swype, duplicating, 54
 - LG phones, transferring data from, 15
 - lighting the hardware keys, 287
 - light metering, 355
 - light sensor, 8
 - links
 - in email messages, dialing calls from, 108-109
 - following, 198
 - opening apps from, 285
 - in text messages
 - dialing calls from*, 108
 - embedding*, 260
 - list view
 - Calendar app, 183
 - grid view (of Contacts Favorites) versus, 139
 - Live accounts, synchronization with, 434
 - live wallpaper, 65
 - Local. *See* Google Local
 - location-based services. *See* GPS (Global Positioning System)
 - locked phone, 16
 - locking time zone in Calendar app, 191
 - lock screen, 447
 - Camera app, launching, 348
 - changing locking method, 448-457
 - clock, viewing/hiding, 458
 - current locking method, viewing, 448
 - dismissing, 16
 - Face Unlock, enabling, 454-456
 - launching phone from, 100
 - message notifications, responding to, 264
 - non-secure unlock methods, setting, 456-457
 - options, 18, 457-461
 - password, setting, 453-454
 - pattern, setting, 449-451
 - personal message, viewing/hiding, 458
 - PIN, setting, 451-452
 - reminders, responding to, 189
 - unlocking, 462-463
 - unsuccessful attempts to unlock, 463
 - Lock Screen Widgets (lock screen option), 458
 - lockups, troubleshooting, 499
 - low-light settings for photos, 355
- ## M
- Macintosh computers
 - Bluetooth destination folder, selecting, 419
 - contacts, synchronization, 436-437
 - manual USB file transfers, 408-409
 - manual Wi-Fi transfers
 - Kies Air*, 407
 - Samsung Kies*, 402-406
 - magnification of web pages, 203-204
 - mail. *See* email
 - main Home screen page, 66
 - Make Pattern Visible (lock screen option), 458
 - managing
 - bookmarks, 199
 - data usage, 486-488
 - events/tasks, 186-187
 - notifications, 48-49
 - photos in Gallery app, 363-370
 - playlists, 336-337
 - speakers in Group Play app, 342
 - manual battery conservation tips, 481-483
 - manually checking for Google Play updates, 297
 - manually setting connection methods, 33
 - manual synchronization, 438, 441-444
 - manual USB file transfers
 - on Macintosh computers, 408-409
 - on PCs, 410-411
 - Maps, 317
 - marking
 - email messages, 247-248
 - read/unread messages, 246
 - songs as favorite, 334
 - media device, connecting phone as, 410
 - meetings, creating, 177
 - memory
 - clearing, 479
 - managing, 478
 - memory card, 8
 - backing up contact records, 161
 - formatting, 493
 - inserting, 491-492
 - manual USB file transfers, 409
 - removing, 494
 - restoring contact records, 163-164

- SD cards, 489, 493
 - selecting, 490-491
 - as storage location for photos, 347, 357
 - as USB drive, 495
- Menu key, 8, 45, 287
- menus
 - accessing, 287
 - contextual menus, 288
- merging contact records
 - with Google Contacts or Samsung account, 159-160
- message read status, changing, 246
- messages (email). *See* email
- Messaging app. *See also* texting
 - configuring, 270-275
 - conversations
 - continuing*, 265
 - deleting*, 266
 - reviewing*, 266
 - multimedia messages, composing, 261-263
 - new message
 - notifications, 263-264
 - shortcut, 44
 - text messages
 - composing*, 254-260
 - deleting*, 267-270
 - options*, 268-269
 - tips for, 275
- messaging ringtone, setting, 87-88
- MHL 2.0 HDTV Adapter, mirroring phone with, 473-475
- microphone, 7
- microSD to SD adapter, 491
- Microsoft Exchange Server synchronization strategy, 434
- mirroring phone on HDTV, 473-475
- missed call notifications, 133
- MMS (Multimedia Messaging Service), 254
 - mobile data, disabling, 486
 - mobile hotspots, creating, 467-470
 - mode (Home screen), setting, 43-44
 - model number, finding, 471
 - monitoring data usage, 34, 485-486
 - Month view (Calendar app), 181
 - motions, 52
 - Motion settings, enabling, 78-80
 - movies. *See* DVDs; videos
 - moving
 - apps to memory card, 313
 - between Home screen pages, 73
 - bookmarks into folders, 211-212
 - email between folders, 245-246
 - Home screen items, 68, 72-73
 - text insertion mark, 60
 - multimedia messaging
 - composing messages, 261-263
 - settings for, 271
 - texting versus, 254
 - Multimedia Messaging Service (MMS), 254
 - multiple
 - apps, running, 290-292
 - backups, exporting, 161
 - bookmarks, deleting, 213
 - calendar accounts, adding to Calendar app, 172
 - calendars, events in, 175
 - contact records
 - adding/removing as favorites*, 152
 - deleting*, 153
 - email messages, marking as favorites, 247
 - folders, sharing/deleting photos, 371
 - Gmail accounts,
 - adding, 248
 - photos, sending via S Beam, 427
 - protocols for email accounts, 222
 - Multiple Widgets (lock screen option), 458
 - multitasking during phone calls, 127
 - Multi Window feature, 290-292
 - music. *See also* playlists
 - adding songs to playlists, 333-336
 - changing volume, 331
 - from iTunes, 338
 - marking as favorite, 334
 - Notification panel controls, 331
 - options for, 329
 - order of song playback, 330
 - playing
 - copy-protected songs*, 327
 - with Music app*, 328-339
 - removing songs from playlists, 336
 - searching for songs, 329
 - sharing with Group Play app, 339-343
 - streaming with Pandora Internet Radio app, 344
 - viewing songs
 - alphabetically, 328
 - Music app. *See also* playlists
 - playing songs, 328-339
 - Settings, 339
 - speaker fidelity improvements, 338
 - music track for slideshows, 377
 - Mute, enabling, 129-130
 - Mute/Pause (Palm Motion setting), 80

muting
calls, 126
ringtone, 121

My Files
choosing email
attachments, 241
emailing songs from,
422-423
locating downloads,
235, 416
selecting videos to
play, 384
transferring files, 425, 495
viewing files, 286

N

naming phone, 425

navigating
Apps view, 284
Home screen pages, 42
web pages, 206
within apps, 289

Navigation. *See* Google
Navigation; GPS (Global
Positioning System)

Near Field Communication
(NFC), 426-428

networks. *See* connection
methods; Wi-Fi

Never sync interval, 441

new message notifications,
263-264

NFC (Near Field
Communication), 426-428

night detection for
photos, 355

Night shooting mode, 358

noise reduction
enabling, 134
for phone calls, 125

Nokia phones, transferring
data from, 15

non-alphabetic characters,
entering, 53

non-secure lock methods
for lock screen, setting,
456-457

notes
Google Voice Search, 96
writing on photos, 368

Notification bar, 40-41

Notification panel, 48-49
accessing during phone
calls, 126
Back key usage, 47
Input Method,
switching, 58
Music controls, 331
Power Saving Mode, 481

notifications
in Amazon Appstore, 306
managing, 48-49
reminders, 187-189
ringtone settings, 83-84
text message settings,
273

number dialed, changing, 101

numbers, entering, 53

O

opening. *See* launching

operating systems
Android 4.2.2, 9
checking version, 497

Optical Reader, 97

options. *See also* settings
call logs, 107
Contacts app display
options, 168-169
Google Navigation,
320-321
in-call options, 124-127
Messaging app,
configuring, 270-275
running apps list, 478
in Samsung Kies, 406
for synchronization,
439-441
for text messages,
268-269

order of playback (Music app)
for songs, 330
in playlists, changing, 337

organizing bookmarks,
211-212

orientation, viewing web
pages, 202

outgoing email messages,
copying, 228

Outlook 2011 (Mac)
synchronization, 436-437

Outlook contacts (Windows),
exporting, 165

P

pages, Home screen, 42

pairing phone
and Bluetooth
headsets, 21
and computer, 413-415

Palm Motion settings,
enabling, 78-80

Pandora Internet Radio
app, 344

Panorama shooting
mode, 358

parental controls in Amazon
Appstore, 305

passwords
creating, 25-26
for lock screen, setting,
453-454
retrieving, 277
Show Password, 35
unlocking lock
screen, 462
viewing/hiding when
typing, 461

pasting
Clipboard material, 61
text, 60

pattern for lock screen
setting, 449-451
unlocking lock
screen, 462

- pause commands, inserting
 - when dialing calls, 118-119
- pausing
 - music playback, 330
 - video recording, 398
- paying
 - for Amazon apps, 303
 - for apps, 295
- PCs, manual USB file transfers, 410-411
- Pen tool, writing on
 - photos, 375
- percentage of battery usage, viewing, 480
- permissions for apps, 464
- Personalize Call Sound, 134-135
- personalizing. *See* customizing
- personal message on lock screen, viewing/hiding, 458
- phone
 - connecting to computer via USB, 12
 - launching from lock screen, 100
 - naming, 425
 - pairing with computer (Bluetooth), 413-415
 - receiving files from computer (Bluetooth), 415-416
 - restarting, 14
 - sending files to computer (Bluetooth), 416-418
 - transferring files between phones, 423-430
 - via *S Beam*, 426-428
 - via *Share Shot*, 428-430
 - via *Wi-Fi Direct*, 424-426
- Phone app
 - opening from Contacts app, 138
 - shortcut, 44
- phone calls. *See* calls
- Photo Editor, 372-375
- photos
 - adding to contacts records, 145-146
 - attaching to status updates, 280
 - camera settings, 352-361
 - Quick Settings*, 352-353
 - Settings* dialog box, 354-357
 - shooting modes*, 358-361
 - emailing from Gallery, 420-422
 - folders
 - selecting all*, 421-430
 - sharing/deleting photos from*, 371
 - Gallery app, 363-370
 - multiple photos, sending via *S Beam*, 427
 - Photo Editor, 372-375
 - reviewing immediately, 361-362
 - selecting all, 417
 - sending via *Share Shot*, 428-430
 - shooting
 - with *front camera*, 348-350
 - with *rear camera*, 350-352
 - slideshows, creating, 376-377
 - storage location, 347, 357
 - taking during video recording, 398
 - viewing, 350
- Picture in Picture feature (playing videos), 386
- PIN
 - for lock screen, setting, 451-452
 - unlocking lock screen, 462
 - viewing/hiding when typing, 461
- pinching (zooming out), 50-51
 - email messages, 234
 - maps, 324
 - photos in Gallery, 362-364
 - shooting photos in Camera, 350
 - web pages, 203
- placing calls. *See* dialing calls
- playback controls
 - Adult Swim video player, 381
 - Group Play app, 342
 - Music app, 330-331
 - Picture in Picture, 386
 - Video app, 384-385
 - videos on web pages, 382
- playing
 - music
 - copy-protected songs*, 327
 - with Google Play Music*, 328
 - with Music app*, 328-339
 - from playlists*, 335-336
 - videos, 383-395
 - converting DVDs for playback*, 388-394
 - Picture in Picture feature*, 386
 - Samsung Hub*, 386-387
 - Video menu commands*, 387-399
- playlists
 - adding music to, 329, 333-334
 - built-in, 334
 - creating, 332-333
 - defined, 328, 332
 - deleting, 337
 - managing, 336-337
 - playing songs from, 335-336
- Play Music app, 328
- Play Store. *See* Google Play
- POP3 email, deleting from server, 223
- portable hotspots, creating, 467-470
- portrait fixes for photos, 374

portrait orientation, 51
 photos, 350
 viewing web pages, 202

Power button, 7, 13

powering on/off, 13-14

Power Saving Mode,
 configuring and enabling,
 480-481

precedence of ringtones, 87

predictive text, 56-61

preferences. *See* settings

Presence Check (lock screen
 option), 459

Preview window (converting
 DVDs for playback), 390

primary shortcuts on Home
 screen, 44, 74

Print command (Internet
 app), 215

printing photos, 369

profiles, creating in
 DVDFab, 394

protecting passwords, 26

protocols for email
 accounts, 222

proximity sensor, 8

push message settings, 273

Q-R

quality settings for encoded
 videos, 392

Quick Settings

for Camera app, 352-353
 in Notification panel,
 48-49

quitting apps, 293

random song playback, 330

reading email, 232-234
 moving into folders
 during, 245

read messages, changing to
 unread, 246

rear camera, 8, 350-352

rearranging

bookmarks, 199
 Home screen pages,
 66-67
 primary shortcuts, 74
 speed dial number, 115

receiving calls, 32, 119-124
 accepting/rejecting calls,
 32, 119-121
 call forwarding, 122-124
 call waiting, 121
 mute/vibrate, enabling,
 129-130

Recent Destinations list (in
 Navigation), 318

recent pages, visiting,
 199-200

reconnecting to Group Play
 app, 343

recording

audio with Voice
 Recorder, 96-97
 videos, 395-398

recording mode for
 videos, 396

red-eye correction, 374

redialing calls, 104-105
 Auto Redial,
 configuring, 133

refreshing web pages, 204

refunds on apps,
 requesting, 296

rejecting calls, 32,
 119-121, 132

reminders

configuring settings, 192
 for events
configuring, 177
creating, 176

Google Voice Search, 96
 responding to, 187-189
 for tasks, creating, 179

remote control, configuring
 WatchON app, 474-475

removing. *See also* deleting
 memory card, 494
 SIM card, 495

renaming photos, 369, 375

reordering groups, 157

repeating events

creating, 176
 editing, 187

replacing

primary shortcuts, 74
 SIM card, 495
 speed dial numbers, 113

replying to email, 239

repositioning Home screen
 items, 72-73

requesting refunds on
 apps, 296

rescheduling events, 186

resetting shooting mode, 361

resizing

email inserts, 243
 split-screen display, 291

resolution

of photos, 354
 of videos, 397

responding

to new message
 notifications, 263-264
 to reminders, 187-189

restarting phone, 14

restoring

contact records, 162-165
from memory card,
 163-164
from SIM card, 162-163
from USB backup, 164
problems with, 165

dark display, 16

default camera
 settings, 357

default text message
 settings, 275

dimmed display, 16
 phone, 500-501

retrieving

email, 231-232

size limitations, 227

passwords, 277

returning

calls, 104-105

to Home screen, 288

reviewing

conversations, 266

photos immediately,
361-362

rewinding

music playback, 330

video playback, 384

Rich Tone (HDR) shooting

mode, 359

ringtones

changing, 133

muting, 121

precedence, 87

setting, 82-89, 133, 329

*assigning to contact
groups, 85-87**assigning to contacts,
84-85, 143**creating from songs,
88-89**default incoming call
ringtone, 82-83**default messaging
ringtone, 87-88**default notification
ringtone, 83-84**for email notifications,
225**for text messages, 273*

silent, 225, 273

sound files as, 85

rotating

photos, 369, 373

screen, 51

running apps list

options, 478

running multiple apps in

Multi Window, 290-292

S

Safe mode, 499

Samsung accounts

creating, 28-30

merging contact records

with, 159-160

synchronization

strategy, 435

Samsung Hub, 386-387

Samsung Kies. *See also*

Kies Air app

options, 406

transferring files

*via USB, 412**via Wi-Fi, 402-407*

Samsung Smart Switch, 15

saved web pages, visiting,
199-200

Saved Pages command

(Internet app), 215

saving

email attachments,
234-235

photo edits, 372

photos, 375

text messages as
drafts, 257

web pages, 200

S Beam, 426-428

scheduling. *See also*

Calendar app

synchronization, 439-441

for email accounts, 226

text messages, 260

screen captures, 46

screens

in Home screen, 42

lock screen, 447

*changing locking**method, 448-457**Face Unlock, enabling,**454-456**non-secure unlock**methods, setting,**456-457**password, setting,
453-454**pattern, setting,
449-451**PIN, setting, 451-452**setting options, 457-461**unlocking, 462-463**unsuccessful attempts
to unlock, 463**viewing current locking
method, 448*

rotating, 51, 54

screen timeout, 15-17

scrolling web pages, 202

SD cards, 489, 493

search engines,

changing, 201

searching

Amazon Appstore, 303

contact records, 147

for events/tasks, 183

in Google Local, 323

with Google Voice Search,
95-96

for music, 329

for web pages, 200-201

Secured Lock Time (lock
screen option), 459

security

additional security
measures, 464

locked phone, 16

lock screen, 447

*changing locking
method, 448-457**Face Unlock, setting,
454-456**non-secure unlock
methods, setting,
456-457**password, setting,
453-454**pattern, setting,
449-451**PIN, setting, 451-452**setting options, 457-461**unlocking, 462-463*

- unsuccessful attempts to unlock, 463*
- viewing current locking method, 448*
- passwords
 - creating, 25-26*
 - Show Password, 35*
 - viewing/hiding when typing, 461*
- synchronization
 - issues, 444
- Security section (Settings menu), 464
- selecting
 - all photos, 417, 421-430
 - Bluetooth destination folder, 419
 - memory card, 490-491
 - ringtones
 - for contacts, 143*
 - for text messages, 273*
 - shooting mode, 349, 358-361
 - text, 60
 - wallpaper, 64-65
 - Wi-Fi network
 - connections, 34-36
 - words, 60
- self-portraits, shooting, 348-350
- Send Email command (Contacts app), 167-168
- Send Message command (Contacts app), 167-168
- sending messages to groups, 155-156
- separating joined contact records, 150-159
- servers, deleting POP3 email from, 223
- settings, 10. *See also*
 - customizing; options
 - Adapt Sound feature, configuring, 134-135
 - Air Gesture, enabling, 81-82
 - Airplane Mode, enabling, 130-131
 - Auto-Rotate Screen, 54
 - app settings,
 - accessing, 77
 - Calendar app, 190-192
 - Call Settings, configuring, 131-134
 - call sound, 89-91
 - cameras, 352-361
 - front camera, 349*
 - Quick Settings, 352-353*
 - rear camera, 351*
 - Settings dialog box, 354-357*
 - shooting modes, 358-361*
 - Data Usage, 34, 486-488
 - Date and Time, 78
 - email accounts, editing, 225-230
 - episodic DVDs, 391
 - Gmail, configuring, 249
 - Group Play app, 342
 - groups, changing, 154
 - in-call options for
 - Bluetooth headsets, 23
 - Internet app, 216
 - lock screen options, 18
 - Messaging app,
 - configuring, 270-275
 - Motion and Palm Motion settings, enabling, 78-80
 - mute/vibrate, enabling, 129-130
 - quality settings for
 - encoded videos, 392
 - Quick Settings in
 - Notification panel, 48-49
 - recording videos, 396-397
 - ringtones, 82-89
 - assigning to contact groups, 85-87*
 - assigning to contacts, 84-85*
 - creating from songs, 88-89*
 - default incoming call ringtone, 82-83*
 - default messaging ringtone, 87-88*
 - default notification ringtone, 83-84*
 - screen timeout intervals, 16-17
 - speed dialing, accessing, 111-112
 - synchronization, 439-441
 - system settings
 - accessing, 77*
 - customizing, 11-12*
 - Tethering and Mobile Hotspot settings
 - mobile hotspots, creating, 467-470*
 - tethering, setup, 470-473*
 - text messages, 268-269
 - voice input language, 59
 - voicemail, 23-24
 - changing, 128*
 - volume, 18-19
- Settings dialog box for Camera app, 354-357
- Settings icon, 11
- Settings menu
 - for lock screen, 457-461
 - Music app, 339
 - Security section, 464
- Settings Shortcut widget, 12, 70
- setup wizard, 14
- Set Wake-Up Command (lock screen option), 460
- Share Shot, 428-430
- Share Via command
 - Gallery, 417-418, 421
 - Internet, 214
 - My Files, 422-423
 - Video, 387
- sharing. *See also* transferring
 - photos, 366, 417-418, 421
 - from multiple folders, 371*
 - songs with Group Play app, 339-343
 - videos, 387
 - web pages, 214
- S Health, 97

- shooting photos
 - with front camera, 348-350
 - with rear camera, 350-352
- shooting modes for photos, 349, 351, 358-361
- shortcuts
 - for bookmarks, creating, 69
 - moving, 68
 - on Home screen, 44
 - creating*, 67-69, 308
 - primary shortcuts, rearranging and replacing, 74
 - removing, 68
 - for widgets, 70
- Shortcuts (lock screen option), 459
- Short Message Service (SMS), 254
- Show Images option (Email), 229-230
- showing. *See* viewing
- Show Password, 35
- shuffled song playback, 330
- shutter sound, enabling, 357
- signatures
 - for email, 227
 - text message settings, 274
- silent mode, enabling, 129-130, 225, 273
- SIM card
 - backing up contact records, 160-161
 - installing, 495
 - restoring contact records, 162-163
- size
 - of multimedia messages, 261
 - photo resolution, 354
 - for retrieving email, 227
 - storage space specs, 490
- slideshows, creating, 376-377
- Smart Alert (Motion setting), 79
- Smart Screen settings
 - Smart Pause, 385
 - Smart Scroll, 202
 - Smart Stay, 17, 343
- Smart Switch, Samsung, 15
- smileys in text messages, 257
- SMS (Short Message Service), 254
- Sneakernet, 438
- snoozing, 187-188
- social networking
 - accounts, removing, 277
 - dedicated apps for, 276, 280
 - Flipboard, 276
 - adding accounts*, 276-277
 - adding content feeds*, 278
 - viewing and interacting with content feeds*, 279-281
- songs. *See also* playlists
 - adding to playlists, 333-334, 336
 - changing playlist order, 337
 - changing volume, 331
 - copy-protected, 327
 - creating ringtones from, 88-89
 - emailing from My Files, 422-423
 - finding in folders, 423
 - from iTunes, 338
 - marking as favorite, 334
 - Notification panel controls, 331
 - options for, 329
 - order of playback, 330
 - playing
 - with Music app*, 328-339
 - from playlists*, 335-336
 - removing from playlists, 336
- searching for, 329
- sharing with Group Play app, 339-343
- streaming with Pandora Internet Radio app, 344
- viewing alphabetically, 328
- sorting
 - bookmarks, 199
 - contact records, 168-169
 - groups, 157
 - tasks, 183
 - videos, 383
- SoundAlive icon, 331
- sound files as ringtones, 85
- sound settings
 - Adapt Sound feature, configuring, 134-135
 - for phone calls, 133
- Sound & Shot shooting mode, 360
- sources of videos, 395
- spam
 - avoiding in Email, 230
 - Messaging settings, 274
- speaker fidelity improvements in Music app, 338
- speakerphone, toggling on/off, 125
- speakers
 - location on phone, 7
 - managing in Group Play app, 342
- special effects (photos), 349, 351, 374
- speed dialing, 111-116
 - speed dial numbers
 - assigning*, 112
 - dialing*, 115-116
 - rearranging*, 115
 - removing*, 114
 - replacing*, 113
 - Speed Dial Setting screen, accessing, 111-112
- split-screen display in Multi Window, resizing, 291

Sports shooting mode, 358
 spreading (zooming in), 50-51
 Standard mode (Home screen), 9
 changing to Easy mode, 43-44
 standard view (email),
 conversation view versus, 235-236
 starting. *See also* launching
 conversations, 259-260
 Phone app from lock screen, 100
 static wallpaper, live
 wallpaper versus, 65
 status bar, 40-41
 status lights, 8
 status updates, posting, 280
 attaching photos to, 280, 367
 stickers for events, 176
 stopping web page
 loading, 204
 storage locations for photos, 347, 357
 Storage setting for
 videos, 397
 storage space
 memory card
 formatting, 493
 inserting, 491-492
 removing, 494
 selecting, 490-491
 as USB drive, 495
 SD cards, 489, 493
 size specs, 490
 viewing, 489-490
 S Translator, 97
 strategy for synchronization,
 developing, 433-438
 apps for, 438
 contacts (Mac) synchroni-
 zation, 436-437
 Google/Gmail, 435

 manual synchronization,
 438
 Microsoft Exchange
 Server, 434
 streaming music with
 Pandora Internet Radio
 app, 344
 streaming video
 advantages/disadvan-
 tages, 382
 with dedicated apps,
 380-381
 defined, 379
 from web pages, 382
 styles for Calendar views, 182
 subfolders (Email),
 creating, 246
 subjects for text
 messages, 257
 S Voice, 92-93
 swipe, 50
 swipe method for lock
 screen, setting, 456-457
 swiping versus tapping in
 call logs, 105
 switching
 among apps, 289-290
 input methods, 57-58
 views (Gallery app), 363
 Swype, 54
 symbols, entering, 53
 synchronization
 accounts, adding, 445
 Calendar app, 191
 manual syncing, 441-444
 scheduling for email
 accounts, 226
 setting options and
 schedules, 439-441
 sync strategy, developing,
 433-438
 apps for, 438
 contacts (Mac) synchro-
 nization, 436-437
 Google/Gmail, 435

manual synchroniza-
 tion, 438
 Microsoft Exchange
 Server, 434
 warnings about, 444
 system settings
 accessing, 77
 customizing, 11-12
 system updates, checking
 for, 496-497

T

tabs in browser, creating,
 204-206
 talk time, checking, 485-486
 tapping
 keyboards, 52-53
 swiping versus, in call
 logs, 105
 tap, 49-50
 Task Manager
 exiting apps, 293
 storage space, viewing,
 489-490
 uninstalling apps, 310
 tasks
 completion, 187
 creating, 178-180
 defined, 174
 managing, 186-187
 reminders, responding to,
 187-189
 searching for, 183
 sorting, 183
 Task view (Calendar app), 183
 telephone calls. *See* calls
 testing connection
 speeds, 470
 Tethering and Mobile
 Hotspot settings
 mobile hotspots, creating,
 467-470
 tethering, setup, 470-473
 tethering, setup, 470-473

text

- copying from web pages, 61
- editing, 60-61
- entering, 52-59
 - with *Swype*, 54
 - tapping keyboard, 52-53
 - typing tips, 54-61
 - voice input, 57-59
- extracting from photos, 370
- pasting, 60
- predictive, 56
- selecting, 60
- texting, 253-254
 - composing messages, 254-260
 - contacts, 167-168, 255-256
 - conversations
 - continuing, 265
 - deleting, 266
 - reviewing, 266
 - cost versus calling, 488
 - default messaging
 - ringtone, setting, 87-88
 - deleting messages, 267-270
 - embedded links, 260
 - to groups, 155-156
 - message options, 268-269
 - multimedia messaging
 - versus, 254
 - photos, 366
 - responding to new message notifications, 263-264
 - saving as draft, 257
 - scheduling messages, 260
 - searching, 269-270
 - settings for, 271
 - Text Templates phrases, 258-259
 - tips for, 275
 - warnings about, 263
- text insertion mark, moving, 60

- text message links, dialing calls from, 108
- text templates, 270
- Text Templates phrases, 258-259
- threads, message, 254
- three-way calling, 117-118
- time and date settings, 78
- timeout interval, screen, 15-17
- timer (Camera), 356
- time zones, locking in Calendar app, 191
- titles of playlists, editing, 337
- T-Mobile, Wi-Fi calling, 119
- touch and hold, 50
- touchscreen, 8, 39
 - gestures, 49-52
 - interactions, 9, 49-52
 - rotating, 51
- TouchWiz, 9, 39
- transferring. *See also* sharing
 - data from other phones, 15
 - files
 - between phones, 423-430
 - via Bluetooth, 413-419
 - via email, 419-423
 - via USB, 408-412
 - via Wi-Fi, 402-407
- transition effects for slideshows, 376
- translation (S Translator app), 97
- troubleshooting
 - adding email accounts, 224
 - emailing photos, 422
 - factory data reset, 500-501
 - Group Play app, 343
 - lockups, 499
 - tips for, 497-498

- turn-by-turn directions
 - with Google Local, 322-325
 - with Google Navigation, 317-321
- turning on/off, 13-14
- TV. *See* HDTV
- typing
 - Back key usage, 47
 - tips, 54-61

U

- unconditional call forwarding, 122
- undoing photo edits, 372
- uninstalling apps, 308-311
 - with Application Manager, 309
 - with Google Play, 311
 - with Task Manager, 310
- Unlock Effect (lock screen option), 460
- unlocking lock screen, 462-463
- unmounting memory card, 494
- unread messages
 - changing to read messages, 246
 - number of, 232
- updates
 - for apps, 312-313
 - manually checking, 297
 - system updates, checking for, 496-497
- uploads, defined, 407
- URLs, 197
 - editing for bookmarks, 210
 - typing, 197-198
- USB
 - backups, restoring contact records, 164
 - cable, tethering setup, 470-473

charging battery via, 12
 drive, memory card
 as, 495
 memory, backing up
 contact records, 162
 power/accessory
 connector, 8
 transferring files via,
 408-412

usernames
 creating, 25
 for email accounts, 223

V

version of operating system,
 checking, 497

Vibrate, enabling,
 129-130, 226

vibration patterns,
 assigning, 144

Video app
 playing videos, 383-395
 Video Player app
 versus, 383

video chats, 399

Video menu commands,
 387-399

Video Player app, Video app
 versus, 383

videos

 encoding, quality
 settings, 392
 playing, 383-395
 *converting DVDs for
 playback, 388-394*
 *Picture in Picture
 feature, 386*
 Samsung Hub, 386-387
 Video menu
 commands, 387-399
 recording, 395-398
 sorting, 383
 sources of, 395

streaming
 advantages/
 disadvantages, 382
 with dedicated apps,
 380-381
 defined, 379
 from web pages, 382

Video Size setting, 397

Video Stabilization
 setting, 396

viewing

 apps, customizing view,
 74-76
 battery usage by
 apps, 484
 bookmarks list, 199
 call logs from
 Contacts, 104
 clock on lock screen, 458
 connected Wi-Fi
 network, 34
 contact records, 146-147
 *from specific
 accounts, 169*
 content feeds in
 Flipboard, 279-280
 current screen locking
 method, 448
 downloaded apps, 284
 email
 attachments, 234-235
 *standard versus conver-
 sation view, 235-236*
 Gmail messages by
 label, 251
 music alphabetically, 328
 passwords when
 typing, 461
 percentage of battery
 usage, 480
 personal message on lock
 screen, 458
 photos, 350
 Gallery app, 363-370
 storage space, 489-490
 web pages, 201-207
 *creating new windows,
 204-206*

*incognito browsing,
 206-207*
 page navigation, 206
 *portrait versus land-
 scape orientation, 202*
 refreshing, 204
 scrolling, 202
 zooming, 203-204

Wi-Fi network
 information, 36

views

 Calendar app, 180-184
 Gallery app,
 switching, 363

visiting web pages, 197-201
 bookmarked, recent,
 saved pages, 199-200
 following links, 198
 searching for web pages,
 200-201
 typing web address,
 197-198

voice commands

 Camera, 94-95, 357
 Clock, 94-95
 Google Voice Search,
 95-96
 Music, 94-95
 Phone, 94-95
 S Voice, 92-93
 Voice Control, 94-95

Voice Control, 94-95

voice input

 changing language for, 59
 entering text, 57-59

voicemail, 127-128

 setting up, 23-24
 sound/vibration
 notification settings, 134

voice recognition, enabling
 for lock screen, 455

Voice Recorder, 96-97

volume

 adjusting, 18-19
 *for Bluetooth
 headsets, 22*
 in Group Play app, 342

for music, 331

in phone calls, 125-126

Increase Volume in

Pocket, enabling, 134

volume control (hardware), 7

Volume key, photo settings
for, 355

W

wait commands, inserting
when dialing calls, 118-119

Wake Up in Lock Screen (lock
screen option), 460

wallpaper, 10, 41
selecting, 64-65

warnings
about synchronization,
444
about texting, 263

WatchON app, configuring,
474-475

web browsers. *See* browsers

Webpage Magnifier (Air View
setting), 203

web pages
copying text, 61
creating bookmarks from,
208-209
saving, 200
streaming video, 382
viewing, 201-207
creating new windows,
204-206
incognito browsing,
206-207
page navigation, 206
*portrait versus land-
scape orientation*, 202
refreshing, 204
scrolling, 202
zooming, 203-204

visiting, 197-201
bookmarked, recent,
saved pages, 199-200
following links, 198
*searching for web
pages*, 200-201
typing web address,
197-198

Week view (Calendar
app), 182

white balance for
photos, 356

widgets, 9
adding, 69-70
auto-adding, 297
Calendar widgets,
175, 185
Email widget, 233
Google Search widget, 95
Lock Screen Widgets (lock
screen option), 458
Multiple Widgets setting
(for lock screen), 458
Music widget, 331

Wi-Fi, 33
Amazon Appstore
usage, 305
calling via (T-Mobile), 119
connecting to, 34-36
forgetting networks, 36
mobile hotspots, creating,
467-470
transferring files, 402-407
viewing
connected network, 34
network information,
36

Wi-Fi Direct, 424-426

windows in browser,
creating, 204-206

wired headsets/
headphones, 20

wireless networks. *See* Wi-Fi

words, selecting, 60

writing
multimedia messages,
261-263
new email message,
237-239
on photos, 368, 375
text messages, 254-260

X-Z

Year view (Calendar app), 181

zooming, 50
photos, 350, 364-366
web pages, 203-204

Zoom feature, enabling, 366
Zoom (Motion setting),
79, 203