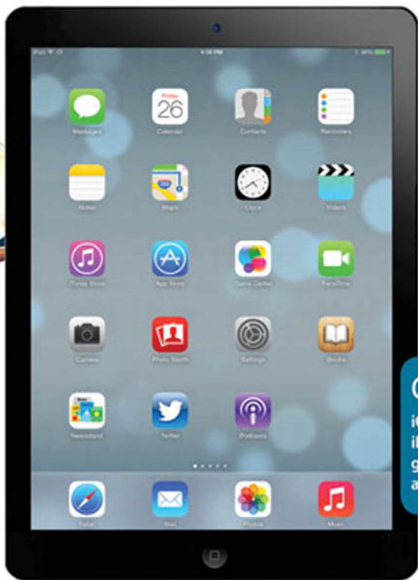


My iPad®

SIXTH EDITION



COVERS

iOS 7 for
iPad Air, 3rd/4th
generation, iPad2,
and iPad mini

que

Gary Rosenzweig

FREE SAMPLE CHAPTER



SHARE WITH OTHERS

My iPad®

SIXTH EDITION

Gary Rosenzweig



que®

800 East 96th Street,
Indianapolis, Indiana 46240 USA

My iPad®

Copyright © 2014 by Pearson Education, Inc.

All rights reserved. No part of this book shall be reproduced, stored in a retrieval system, or transmitted by any means, electronic, mechanical, photocopying, recording, or otherwise, without written permission from the publisher. No patent liability is assumed with respect to the use of the information contained herein. Although every precaution has been taken in the preparation of this book, the publisher and author assume no responsibility for errors or omissions. Nor is any liability assumed for damages resulting from the use of the information contained herein.

ISBN-13: 978-0-7897-5102-7

ISBN-10: 0-7897-5102-X

Library of Congress Control Number: 2013948635

Printed in the United States of America

First Printing: November 2013 with corrections February 2014

Trademarks

All terms mentioned in this book that are known to be trademarks or service marks have been appropriately capitalized. Que Publishing cannot attest to the accuracy of this information. Use of a term in this book should not be regarded as affecting the validity of any trademark or service mark.

Warning and Disclaimer

Every effort has been made to make this book as complete and as accurate as possible, but no warranty or fitness is implied. The information provided is on an “as is” basis. The author(s) and the publisher shall have neither liability nor responsibility to any person or entity with respect to any loss or damages arising from the information contained in this book.

Special Sales

For information about buying this title in bulk quantities, or for special sales opportunities (which may include electronic versions; custom cover designs; and content particular to your business, training goals, marketing focus, or branding interests), please contact our corporate sales department at corpsales@pearsoned.com or (800) 382-3419.

For government sales inquiries, please contact governmentsales@pearsoned.com.

For questions about sales outside the U.S., please contact international@pearsoned.com.

Editor-in-chief

Greg Wiegand

Senior Acquisitions Editor and Development Editor

Laura Norman

Managing Editor

Kristy Hart

Project Editor

Lori Lyons

Proofreader

Kathy Ruiz

Indexer

Erika Millen

Editorial Assistant

Cindy Teeters

Cover Designer

Mark Shirar

Composer

Bronkella Publishing

Technical Editor

James Floyd Kelly

Graphics Technician

Tammy Graham

Contents at a Glance

Chapter 1	Getting Started	3
Chapter 2	Customizing Your iPad	31
Chapter 3	Networking and Syncing	55
Chapter 4	Playing Music and Video	79
Chapter 5	Reading Books	101
Chapter 6	Organizing Your Life	115
Chapter 7	Surfing the Web	139
Chapter 8	Communicating with Email, Messaging, and Twitter	163
Chapter 9	Taking and Editing Photos	187
Chapter 10	Recording Video	223
Chapter 11	Writing with Pages	243
Chapter 12	Spreadsheets with Numbers	267
Chapter 13	Presentations with Keynote	295
Chapter 14	Navigating with Maps	313
Chapter 15	The World of Apps	327
Chapter 16	Using Popular and Critical Apps	343
Chapter 17	Games and Entertainment	381
Chapter 18	iPad Accessories	403
	Index	423

Table of Contents

1

Getting Started

3

Generations of iPads	3
Identifying Your iPad	3
iOS 7	5
The iPad Buttons and Switches	6
The Home Button	6
The Wake/Sleep Button	7
The Volume Control	8
The Side Switch	8
Orientation and Movement	9
Screen Gestures	9
Tapping and Touching	10
Pinching	10
Dragging and Flicking	10
Pull Down and Release to Update	11
Four-Finger Gestures	11
iPad Screens	11
The Lock Screen	12
The Home Screen	12
An App Screen	13
Home Screen Searching	13
The Settings Screen	15
Interacting with Your iPad	15
Common Interface Elements	16
Using the On-Screen Keyboard	17
Dictating Text	19
Editing Text	20
Copy and Paste	21
Using Siri	22
Using Notifications Center	25
Using Control Center	27

2 Customizing Your iPad 31

Changing Your Wallpaper	32
Getting Details About Your iPad	34
Setting Alert Sounds	36
Password Protecting Your iPad	38
Setting Parental Restrictions	40
Setting Side Switch Functionality	44
Setting Your Date and Time	45
Modifying Keyboard Settings	46
Do Not Disturb Settings	48
Privacy Settings	49
Notification Center Settings	51

3 Networking and Syncing 55

Setting Up Your Wi-Fi Network Connection	55
Setting Up Your 3G/4G Connection	57
Syncing with iCloud	60
Syncing with iTunes	64
Syncing Options	65
Syncing Music	67
Syncing Photos	69
Syncing Apps	70
Syncing Documents	73
Keeping Your iPad Up-to-Date	74
Sharing with AirDrop	76

4 Playing Music and Video 79

Playing a Song	80
Building a Playlist	83
Making iTunes Purchases	85
Downloading Podcasts	89
Playing Video	91
Using AirPlay to Play Music and Video on Other Devices	93
Home Sharing	94
Listening to iTunes Radio	95

5 Reading Books 101

Buying a Book from Apple.....	102
Reading a Book.....	104
Using Reading Aids.....	106
Adding Notes and Highlights.....	107
Adding Bookmarks.....	109
Organizing Your Books.....	110
Using iBooks Alternatives.....	112

6 Organizing Your Life 115

Adding a Contact.....	115
Searching for a Contact.....	118
Working with Contacts.....	120
Creating a Calendar Event.....	121
Using Calendar Views.....	122
Exploring Day View.....	123
Exploring Week View.....	125
Exploring Month View.....	126
Creating Calendars.....	127
Creating Notes.....	129
Setting Reminders.....	131
Setting Clock Alarms.....	134

7 Surfing the Web 139

Browsing to a URL and Searching.....	139
Viewing Web Pages.....	143
Bookmarks, History, and Reading List.....	145
Using Bookmarks and Favorites.....	145
Using History.....	147
Deleting Your Bookmarks.....	148
Delete a Single Bookmark.....	148
Creating Home Screen Bookmarks.....	149
Building a Reading List.....	151
Filling in Web Forms.....	152
Opening Multiple Web Pages with Tabs.....	154

Copying Text from a Web Page	155
Copying Images from Web Pages	156
Viewing Articles with Safari Reader	156
Saving Time with AutoFill	157
Setting Up AutoFill	158
Using AutoFill	160

8 Communicating with Email, Messaging, and Twitter 163

Configuring Your iPad for Email	164
Reading Your Email	167
Composing a New Message	170
Creating a Signature	171
Deleting and Moving Messages	172
Searching Email	174
Configuring How Email Is Received	174
More Email Settings	176
Setting Up Messaging	178
Conversing with Messages	179
Setting Up Twitter	181
Following People on Twitter	182
How to Tweet	184

9 Taking and Editing Photos 187

Taking and Editing Photos	187
Using Photo Booth	191
Browsing Your Photos	193
Sharing Photos	195
Using Photo Stream	198
Setting Up Photo Stream	198
Sharing Photos with Photo Stream	199
Viewing Photo Collections	202
Viewing Albums	206
Creating Albums	207
Creating a Slideshow	208
Capturing the Screen	209

Deleting Photos	210
Adjusting Photos in iPhoto	212
Using Brushed Effects on Photos in iPhoto	215
Applying Special Effects to Photos in iPhoto	216
Ordering Prints with iPhoto	217
Making Photo Books with iPhoto	219

10**Recording Video****223**

Shooting Video	224
Trimming Video Clips	226
Combining Clips in iMovie	227
Editing Transitions in iMovie	231
Adding Photos to Your Video in iMovie	233
Adding Video Titles in iMovie	235
Setting Up FaceTime	236
Placing Video Calls with FaceTime	238
Receiving Video Calls with FaceTime	240

11**Writing with Pages****243**

Creating a New Document	244
Styling Text	246
Reusing Styles	249
Formatting Text	250
Creating Lists	252
Column Layouts	254
Inserting Images	255
Using Shapes in Documents	258
Creating Tables	259
Creating Charts	261
Document Setup	263
Sharing and Printing Documents	264

12**Spreadsheets with Numbers****267**

Creating a New Spreadsheet	268
Totaling Columns	272
Averaging Columns	273

Performing Calculations	277
Formatting Tables	278
Formatting Cells	278
Formatting Whole Tables	281
Using Headers and Footers	282
Creating Forms	283
Creating Charts	286
Using Multiple Tables	288

13 Presentations with Keynote 325

Building a Simple Presentation	296
Building Your Own Slide	298
Adding Transitions	302
Magic Move	303
Object Transitions	305
Organizing Slides	307
Playing Your Presentation	309
Presenting on an External Display	310

14 Navigating with Maps 313

Finding a Location	313
Searching for Places and Things	315
Getting Directions	317
Setting Bookmarks	319
Using Views	321
Using Satellite View	321
Using 3D View	322
Getting Traffic Reports	324

15 The World of Apps 327

Purchasing an App	327
Arranging Apps on Your iPad	332
Creating App Folders	333
Viewing Currently Running Apps	335

Quitting Apps	336
Finding Good Apps	338
Using iPhone/iPod touch Apps	339
Getting Help with Apps	340

16 Using Popular and Critical Apps **343**

Connecting with Friends on Facebook	344
Controlling Your Computer with iTeleport	346
Reading Documents with GoodReader	349
Reading the News with Flipboard	352
Adding a Dictionary	355
Making Phone Calls with Skype	356
Putting Notes on Your Home/Lock Screen	358
Creating Multimedia Cloud Notes with Evernote	361
Handwriting Notes with WritePad	365
Sketching Ideas with Paper	366
Solving Math Problems with MyScript Calculator	369
Finding Recipes with Epicurious	371
Checking the Weather with AccuWeather	372
Learning New Things with iTunes U	375
Other Useful Apps	377

17 Games and Entertainment **381**

Composing Music with GarageBand	381
Watching Videos with YouTube	385
Watching Movies and TV Shows with Netflix	387
Subscribing to Magazines with Newsstand	389
Using Game Center	391
iPad Games and Entertainment	394
Where's My Water	394
Cut the Rope	395
Harbor Master HD	395
Angry Birds HD	396
Galcon	396

Plants vs. Zombies HD	397
Monkey Island 2 Special Edition	397
Scrabble for iPad	398
Fieldrunners for iPad	398
Temple Run 2	399
The Room	399
Gold Strike	400
Just Jigsaw Puzzles	400
iTunes Radio Alternatives	401

18 iPad Accessories

403

Printing from Your iPad	403
AirPlay Mirroring with Apple TV	407
Video Output Adapters	409
Using Wireless Keyboards	411
Importing Photos with SD Card and USB Adapters	413
Charging Your iPad with Power Accessories	415
Listening with EarPods	417
Protecting Your iPad	419
iPad Smart Cover and Smart Case	419
Protective Covers	420
Protective Cases	420

Index

423

About the Author

Gary Rosenzweig is an Internet entrepreneur, software developer, and technology writer. He runs CleverMedia, Inc., which produces websites, computer games, apps, and podcasts.

CleverMedia's largest site, MacMost.com, features video tutorials for Apple enthusiasts. It includes many videos on using Macs, iPhones, and iPads.

Gary has written numerous computer books, including *ActionScript 3.0 Game Programming University*, *MacMost.com Guide to Switching to the Mac, Special Edition Using Director MX*, and *My Pages (for Mac)*.

Gary lives in Denver, Colorado, with his wife, Debby, and daughter, Luna. He has a computer science degree from Drexel University and a master's degree in journalism from the University of North Carolina at Chapel Hill.

Website: <http://garyrosenzweig.com>

Twitter: <http://twitter.com/rosenz>

More iPad Tutorials and Book Updates: <http://macmost.com/ipadguide/>

Acknowledgments

Thanks, as always, to my wife, Debby, and my daughter, Luna. Also thanks to the rest of my family: Jacqueline Rosenzweig, Jerry Rosenzweig, Larry Rosenzweig, Tara Rosenzweig, Rebecca Jacob, Barbara Shifrin, Richard Shifrin, Barbara H. Shifrin, Tage Thomsen, Anne Thomsen, Andrea Thomsen, and Sami Balestri.

Thanks to all the people who watch the show and participate at the MacMost website.

Thanks to everyone at Pearson Education who worked on this book: Laura Norman, Lori Lyons, Tricia Bronkella, Kathy Ruiz, Kristy Hart, Cindy Teeters, Mark Shirar, and Greg Wiegand.

We Want to Hear from You!

As the reader of this book, *you* are our most important critic and commentator. We value your opinion and want to know what we're doing right, what we could do better, what areas you'd like to see us publish in, and any other words of wisdom you're willing to pass our way.

We welcome your comments. You can email or write to let us know what you did or didn't like about this book—as well as what we can do to make our books better.

Please note that we cannot help you with technical problems related to the topic of this book.

When you write, please be sure to include this book's title and author as well as your name, email address, and phone number. We will carefully review your comments and share them with the author and editors who worked on the book.

Email: feedback@quepublishing.com

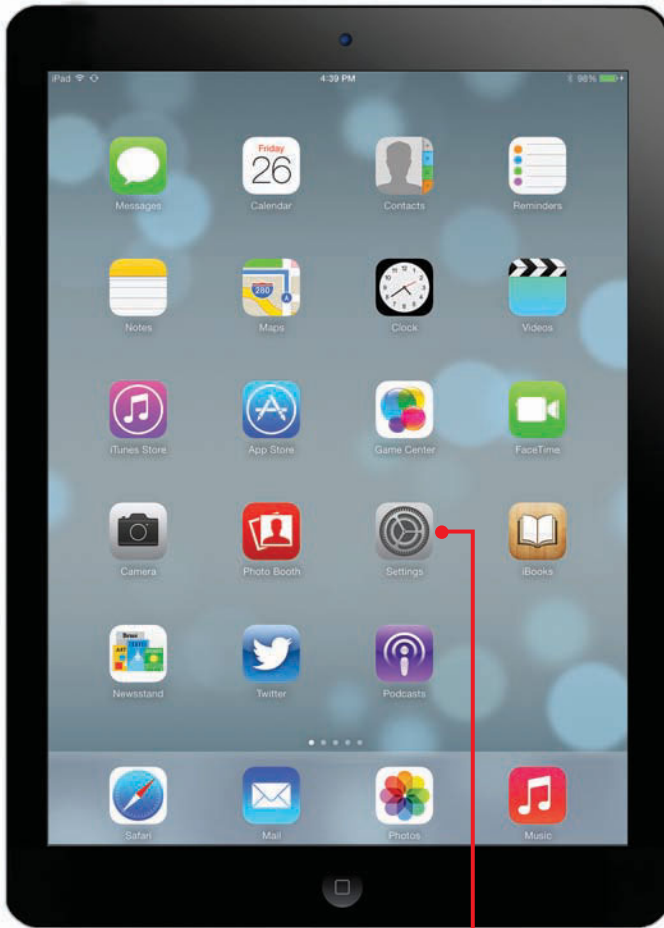
Mail: Que Publishing
ATTN: Reader Feedback
800 East 96th Street
Indianapolis, IN 46240 USA

Reader Services

Visit our website and register this book at quepublishing.com/register for convenient access to any updates, downloads, or errata that might be available for this book.

This page intentionally left blank

This page intentionally left blank



Customize how your iPad looks and works through the Settings app.

In this chapter, you learn how to change some of the settings on your iPad such as your background images, sounds, passcode, and how some apps behave.

- Changing Your Wallpaper
- Getting Details About Your iPad
- Setting Alert Sounds
- Password Protecting Your iPad
- Setting Parental Restrictions
- Setting Side Switch Functionality
- Setting Your Date and Time
- Modifying Keyboard Settings
- Do Not Disturb Settings
- Privacy Settings
- Notification Center Settings

2

Customizing Your iPad

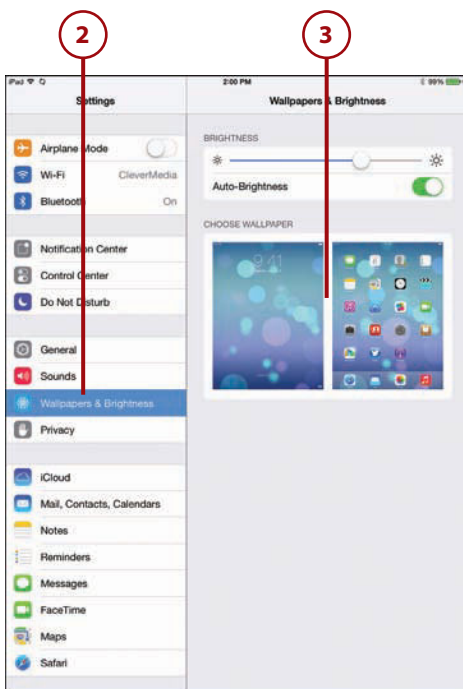
Like with any relationship, you fall in love with your iPad for what it is. And then, almost immediately, you try to change it.

It's easier, though, to customize your iPad than it is your significant other because you can modify various settings and controls in the Settings app. You can also move icons around on the Home screen and even change how the Home button works.

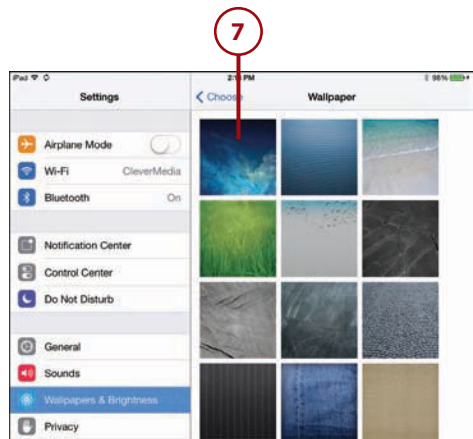
Changing Your Wallpaper

The wallpaper is the image behind the icons on the Home screen and on the lock screen, so make sure it's something you like.

1. Tap the Settings icon on your Home screen.
2. Choose Wallpapers & Brightness from the Settings on the left side of the screen.
3. Tap the Large Wallpaper button that shows previews of your lock and home screens.



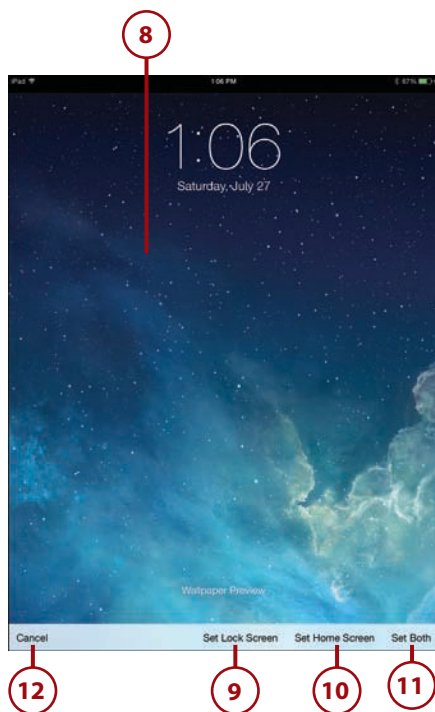
- If you want to use one of Apple's dynamic wallpapers, tap here. Dynamic wallpapers are patterns that slowly animate.
- If you want to select an image from your photo library—either of a photo you took with your iPad or one you synced from your computer—tap one of the groups of photos listed.
- If you want to use one of Apple's default wallpaper images, tap here.
- Choose an image from the category you selected in step 4, 5, or 6.



8. You'll see the full image in a preview covering the entire screen.
9. Choose Set Lock Screen to set this image as the background of your lock screen.
10. Choose Set Home Screen to set this image as the background for your Home screen.
11. Choose Set Both to make the image the background for both screens.
12. Tap Cancel at the bottom-left corner of the screen to go back to the wallpaper icons.

Adjusting the Wallpaper Image

You can touch and drag in a photo to move to other areas of the image so you can choose the part of the image you want as your wallpaper. You can also pinch to zoom in and out on your photographs.



Getting Details About Your iPad

One of the many things in the Settings app on the iPad is an About section, from which you can learn details about your iPad.

1. Tap the Settings icon on your Home screen.

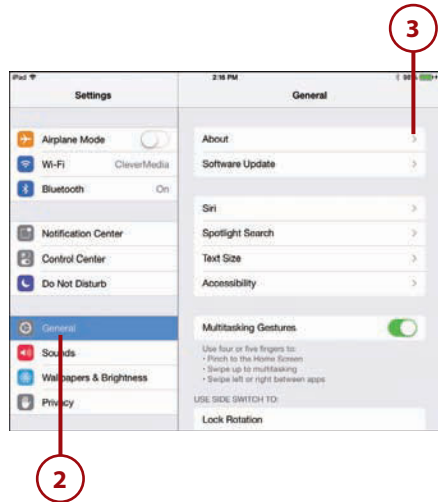


2. Tap General from the list of settings on the left.
3. Tap About, the first item at the top of the list of General settings.
4. Tap Name to change the name of your iPad as it is seen in iTunes and iPhoto when you sync with your computer and various other instances.
5. See how many songs, videos, photos, and apps you have.
6. See the total capacity of your iPad and the amount of space available.

Why Am I Missing Space?

Notice in the example here that the capacity of the iPad is shown as 13.3GB. However, that particular model is advertised as a “16GB” model. The discrepancy between the two is because of space used by the operating system and other system files.

7. The version number tells you which version of the iPad operating system you are running. Check this to make sure you are running the latest version of iOS.
8. The model number tells you exactly which iPad you own if you happen to get it serviced or perhaps to report a bug to a third-party app developer.
9. The serial number, Wi-Fi address, and Bluetooth address are unique to your iPad. Apple may ask for your serial number if you are sending your iPad in for repairs. The Wi-Fi number is what you need if you are asked for a “MAC address” or “Ethernet address” for your iPad.



Another Model Number?

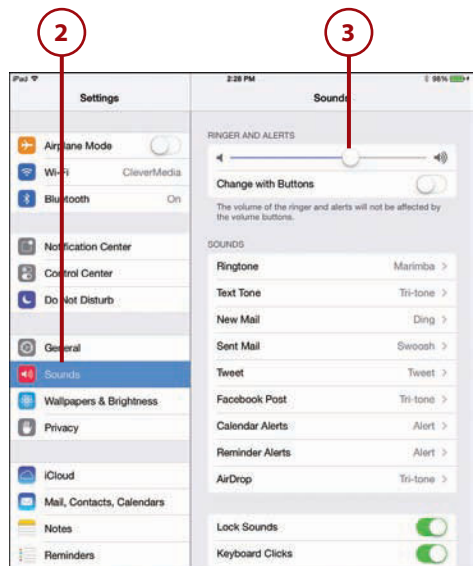
If you tap the Legal button and then the Regulatory button on the About screen, you are taken to another screen that lists another model number for your iPad. For the 4th generation iPad, Wi-Fi only model, this is A1458. The models A1459 and A1460 represent the AT&T and Verizon 3G models. When you are buying third-party accessories for your iPad, the specifications for those accessories may say “compatible with model X.” In that case, X may represent either model number.

Setting Alert Sounds

Your iPad can be a noisy device with various events that trigger alert sounds. Just typing on the on-screen keyboard can produce a series of clicks.

Here’s how to adjust your iPad’s alert sounds.

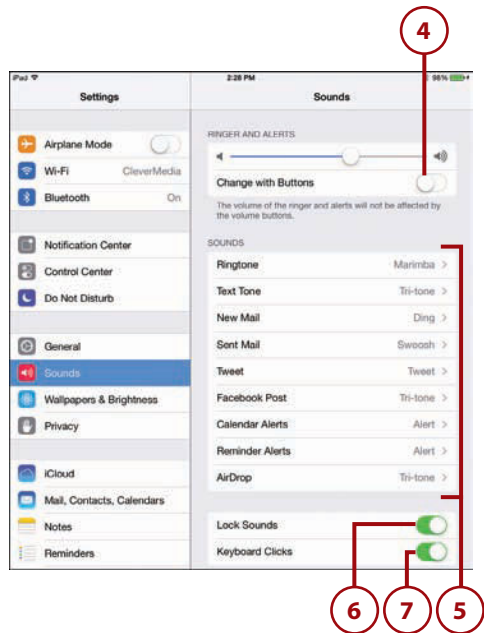
1. Tap the Settings icon on the Home screen.
2. Tap Sounds from the list of settings on the left.
3. Adjust the volume of system sounds, like FaceTime ringtones and notification alerts. This does not affect the volume of music or video.



4. When this is turned on, the volume in step 3 can change by using the buttons on the side of the iPad. If you turn this off, you can still use the buttons to adjust the volume of music and video when those are playing, but otherwise the side volume controls won't affect the system sound volume.
5. Tap any of these settings to set the sound that plays when an event occurs. You can choose ringtones, alert tones, or custom tones for any of the events. Ringtone refers to FaceTime calls and Text Tone refers to the Messages app.
6. Switch the Lock Sounds on or off. When this setting is on, a sound plays when you unlock the Lock screen.
7. Switch Keyboard Clicks on or off.

How About Custom Sounds?

Any sound event can play a ringtone rather than a plain alert sound. You will see a list of "Alert Tones" that are built into iOS, as well as a list of ringtones, which include the built-in ringtones and any custom ringtones. You can add your own custom ringtones in iTunes on your Mac or PC and then sync them with your iPad. After the sync, you will see them listed when selecting an alert sound. See "Syncing Music," in Chapter 3. By obtaining or creating your own custom ringtones, you can set your alert sounds to anything you want.



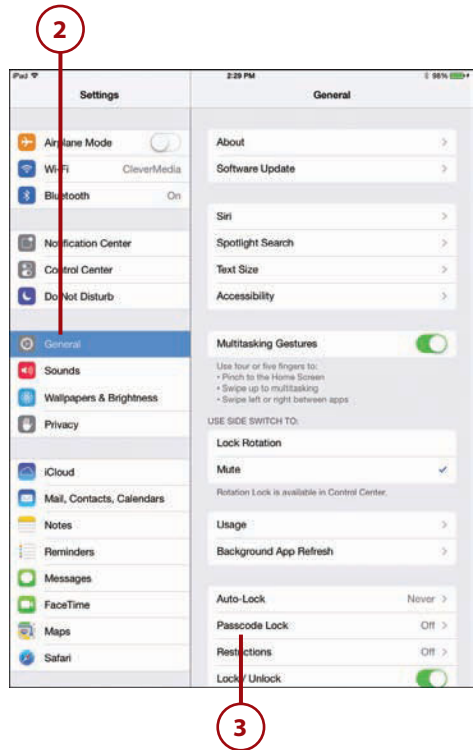
Password Protecting Your iPad

Password protecting your iPad is a great way to make sure that someone else can't access your information or use your iPad.

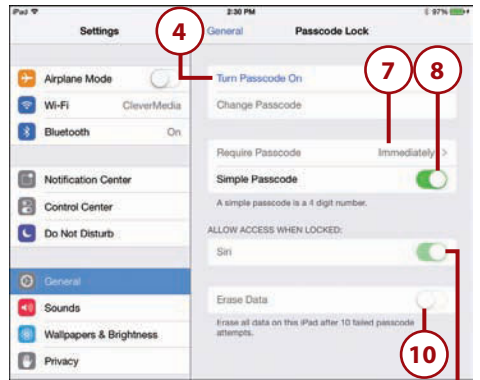
1. Tap the Settings icon on the Home screen.
2. Tap General from the list of settings on the left.
3. Tap Passcode Lock.

Even More Security

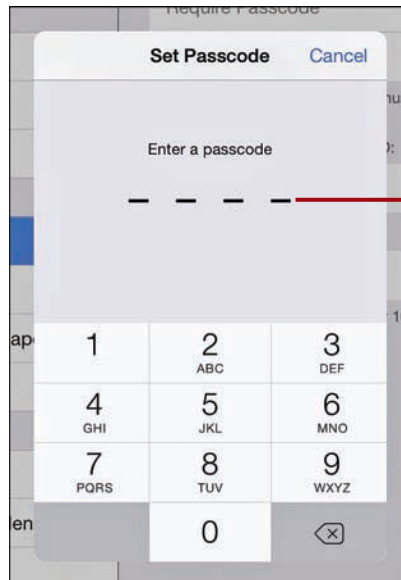
To lock your iPad automatically when you aren't using it, choose Auto-Lock from the General Settings and set your iPad to automatically lock at 2, 5, 10, or 15 minutes. You can also choose to never have it auto-lock. Of course, you can manually lock your iPad at any time by pressing the Wake/Sleep button at the top.



4. Tap Turn Passcode On to activate this feature. You then are prompted to enter a passcode.
5. Type in a four-digit passcode that you can easily remember. Write it down and store it in a safe place—you can run into a lot of trouble if you forget it, most likely needing to erase your iPad and restore it from your last backup.
6. You will be asked to re-enter your passcode.
7. Tap the Require Passcode button and choose the delay before a passcode is required. If you choose anything other than Immediately, someone else using your iPad can work on it for that period of time before needing to enter the code.
8. Tap Simple Passcode to switch from using a 4-digit number to a longer password that can include both letters and numbers, if you want additional security; otherwise, your password will consist of 4 digits. Tap Turn Passcode On.
9. Turn off Siri to disable the ability to use Siri from the Lock screen.
10. Turn on Erase Data if you want to erase the iPad data after 10 failed passcode attempts.
11. Press the Wake/Sleep button to confirm your new settings work. Then press the Home button and Slide to Unlock. The Enter Passcode screen displays.

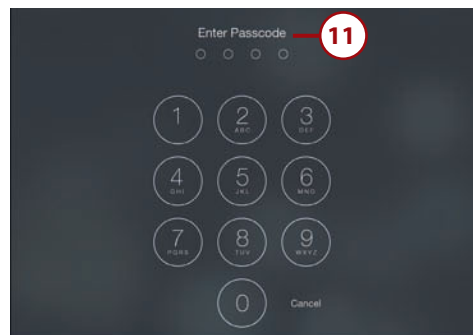


9



5

6



11

You Forgot Your Passcode?

Well, it wouldn't be secure if there were a way to get around the passcode, so you're out of luck until you can connect your iPad to your Mac or PC and use iTunes to restore it. Hopefully, this never happens to you.

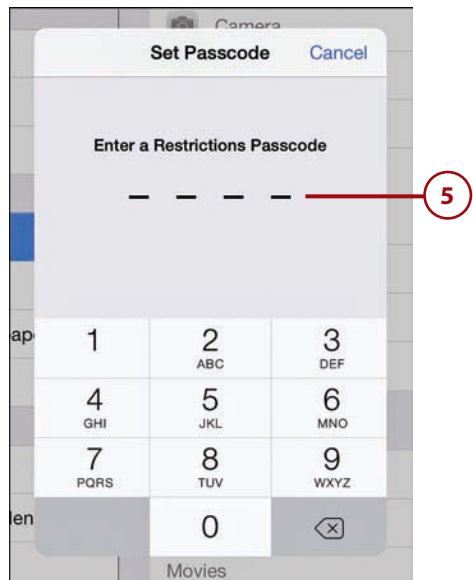
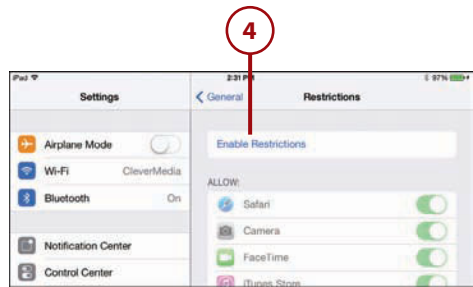
Setting Parental Restrictions

If you plan to let your kids play with your iPad, you might want to set some restrictions on what they can do.

1. Tap the Settings icon on the Home screen.
2. Tap General.
3. Tap Restrictions.



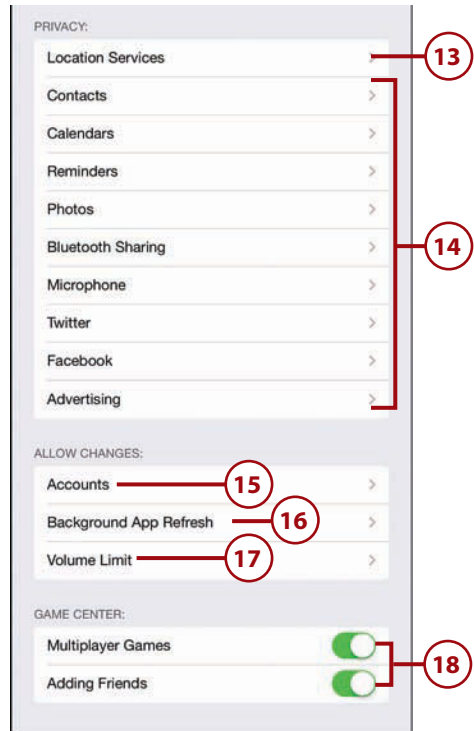
4. Tap Enable Restrictions to turn restrictions on.
5. Type in a four-digit code and then re-enter the code when prompted. Remember this code, or you can't turn off or change restrictions later.



6. To remove the Safari, Camera, FaceTime, iTunes, and iBookstore apps from your Home screen, turn the switches to off. The user of the iPad will not be able to access these apps.
7. The Installing Apps switch prevents new apps from being installed.
8. Turn Deleting Apps on to prevent the user from removing apps.
9. Another way to access information on the Internet is to ask Siri. Turn this switch off to prevent that.
10. Turn AirDrop off to prevent the use of AirDrop for transferring photos and other data to or from this iPad.
11. The Allowed Content settings enable you to restrict access to various content based on ratings systems and filters. Each works slightly differently depending on the type of content and the way that content is rated. But you can also turn off each of these completely.
12. You can choose to turn off the In-App Purchases switch completely, or require a password for each purchase, or require the password once every 15 minutes. These settings help parents by preventing kids from making purchases from within an app, such as a game, using their iTunes account.



13. Tap Location Services to enable or disable location-based functions of all apps, including Find My Phone.
14. All of the Privacy settings control the use and editing of stored information. For instance, you can set it so Contacts can be accessed fully, allowing changes, or accessed without allowing changes. Each subcategory gives you a list of apps that use the information, and you can turn each app's access to that information on or off. For instance, you can allow Pages and Keynote to access your photos, but not the Facebook app.
15. Tap Accounts to disallow adding or changing Internet accounts, such as email, contacts, and calendar events.
16. Turn Background App Refresh off to stop apps from updating in the background.
17. The Volume Limit settings allow for a maximum volume limit to be set and adjusted.
18. Select options in the Game Center functions you want to allow. This will only affect games that use Game Center to communicate with other players. Some apps use their own system of communication or other systems, like Facebook.



Privacy Settings

The permission settings in step 14 are also available outside of parental controls. You can select Privacy on the left side of the Settings app and then view all the apps that have requested access to contacts, events, reminders, photos, and your location. You can review and deny access to these apps. See “Privacy Settings” later in this chapter.

>>>Go Further

SETTINGS NOT REMEMBERED

It would be nice if you could just switch Restrictions on and off, so you could hand off your iPad to Junior after quickly turning them on, but the settings are reset each time. So you need to set the switches each time after turning Restrictions back on.

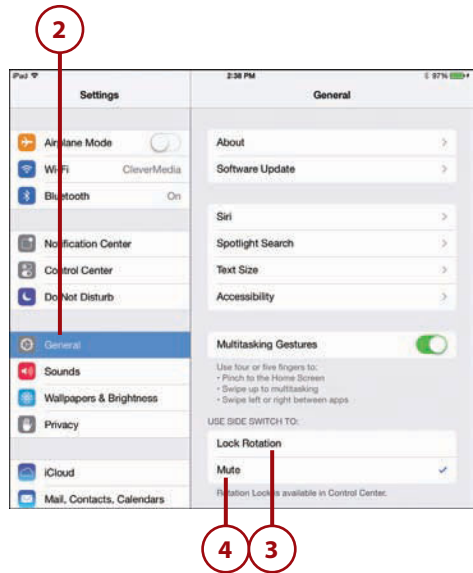
Setting Side Switch Functionality

The switch on the side of your iPad can be used for one of two things: muting the sound or locking the screen orientation. Whichever one you choose for the switch, the other will then appear in the Control Center as a button. See “Using Control Center” in Chapter 1. So either way, you have fairly quick access to both functions.

1. Tap the Settings icon on the Home screen.



2. Tap General.
3. Tap Lock Rotation if you want your side switch to be an orientation lock switch.
4. Tap Mute if you want the side switch to mute the volume on the speakers and earphones.



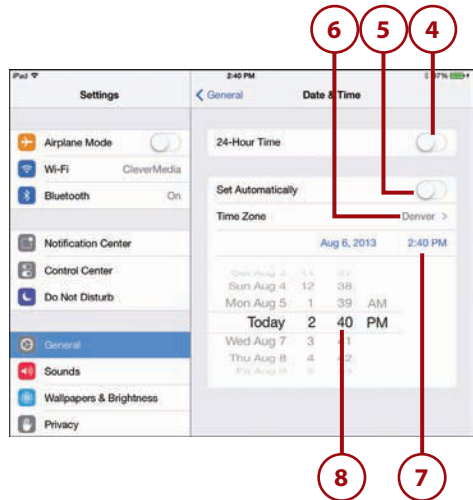
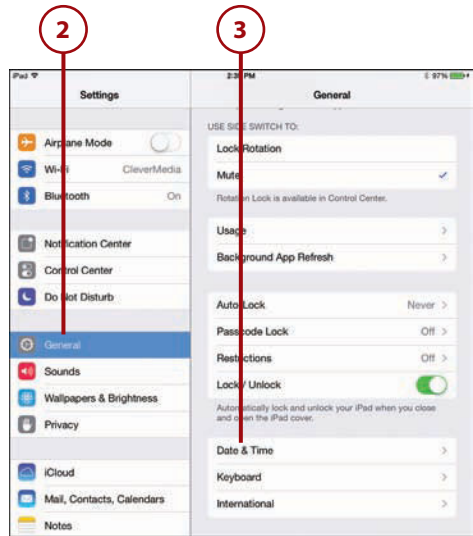
Setting Your Date and Time

You can set the date, time and time zone for your iPad and even choose whether to display the time in 12- or 24-hour mode.

1. Tap the Settings icon on the Home screen.



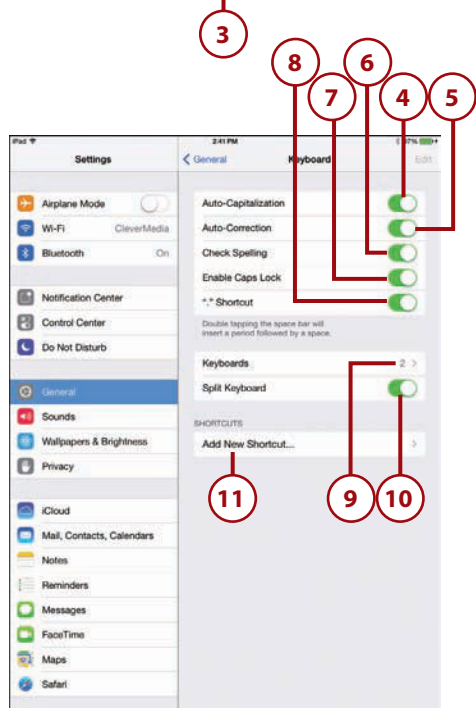
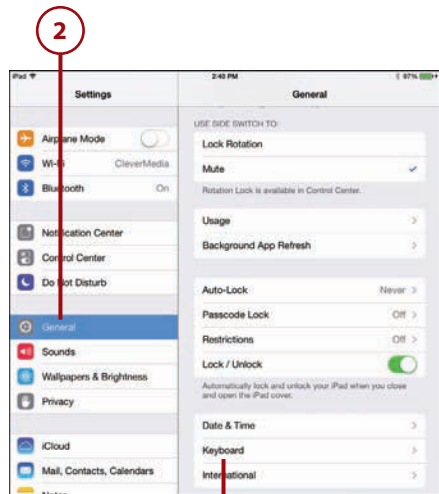
2. Tap General.
3. Scroll down to the bottom of the General Settings list and tap Date & Time.
4. Turn the 24-Hour Time switch on to show the time in 24-hour format (military time). Turn it off to revert to 12-hour format.
5. Turning Set Automatically on syncs the date and time with the Wi-Fi network or cellular network that the iPad is connected to.
6. Tap the Time Zone button and then enter the name of your city, or a nearby city, to set the zone.
7. To manually set the time, tap the date and time shown to bring up a set of controls underneath.
8. The controls are four “wheels” that you can spin by dragging up and down. You can set the day, hour, minute, and AM or PM.



Modifying Keyboard Settings

If you use your iPad for email or word processing, you will use the on-screen keyboard a lot. The keyboard does several things to make it easier for you to type, but some of these might get in the way of your typing style. Use the following steps to modify the keyboard settings to your preferences.

1. Tap the Settings icon on the Home screen.
2. Tap General.
3. Scroll down to the bottom of the General Settings list and tap Keyboard.
4. Turn Auto-Capitalization on to automatically make the first character of a name or a sentence a capital letter.
5. Turn Auto-Correction on to have mistyped words automatically corrected.
6. Turn Check Spelling on or off to control whether possible misspellings are indicated.
7. Turn Enable Caps Lock on or off. By default, this is off. When Caps Lock is enabled, you can double-tap the shift key to lock it.
8. Turn on the ". " Shortcut if you want a double-tap of the spacebar to insert a period followed by a space.
9. Use the Keyboards button to choose a different keyboard layout. In addition to keyboards commonly used in other countries, you can switch to a Dvorak keyboard or one of several other alternatives to the traditional QWERTY keyboard.
10. If you want to lock the keyboard so it can never be split and moved up vertically, then switch this to off. See, "Using the On-Screen Keyboard," in Chapter 1.
11. You can add your own shortcuts. For instance, you can set it so when you type "omw," it will instantly expand to "On my way!" Add your own shortcuts for things you commonly type.



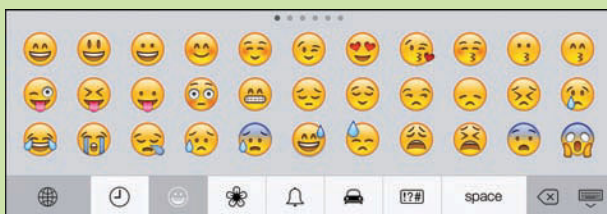
12. After you add a second keyboard in step 9, you now see a special key that lets you switch between keyboards. So, you can have both an American English keyboard and a Dvorak keyboard selected in Settings, and tap here to switch between them.



>>> Go Further

SMILE!

When you look at the list of special keyboards, you'll mostly see ones for various languages. But there is one special keyboard called Emoji that is something different. If you add that one, you can switch to a keyboard that features smiling faces and other little graphics you commonly see in text messages. You can actually use these little pieces of clipart in many apps, although some, like Pages, do not support them.

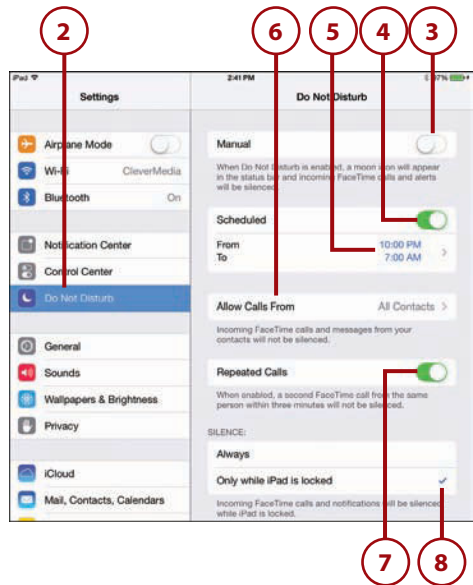


Do Not Disturb Settings

Your iPad is trying to get your attention. It beeps and rings with notifications, FaceTime calls, messages, and event alarms. In fact, it might be hard to have it nearby when trying to sleep or enjoying some time “offline.”

Do Not Disturb is a mode where your iPad quiets down. Most audible alerts are silenced. You can set your iPad to enter this mode manually with the Do Not Disturb settings, or set a predefined block of time each day.

1. Tap the Settings icon on the Home screen.
2. Tap Do Not Disturb on the left.
3. You can turn on Do Not Disturb mode manually with this switch.
4. Tap Scheduled for Do Not Disturb mode to automatically start and end at a specific time. For instance, you can set it to start at 10 p.m. and end at 7 a.m. so you aren't disturbed while sleeping.
5. Tap here to use time and date controls to set the start and end times.
6. Tap Allow Calls From to allow FaceTime calls and messages from specific people by selecting a group in your contacts list.
7. Turn on Repeated Calls so that someone can reach you in an emergency by calling twice within three minutes.
8. Do Not Disturb can work at all times, or only when you have your iPad locked. Tap the desired setting so that a blue checkmark appears next to it.

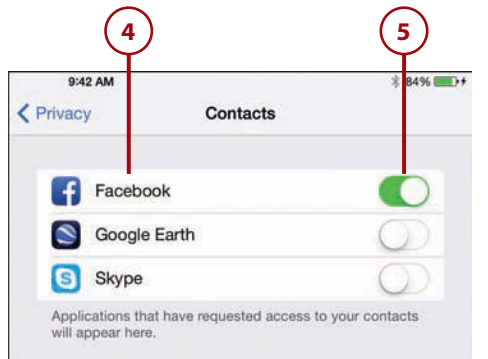
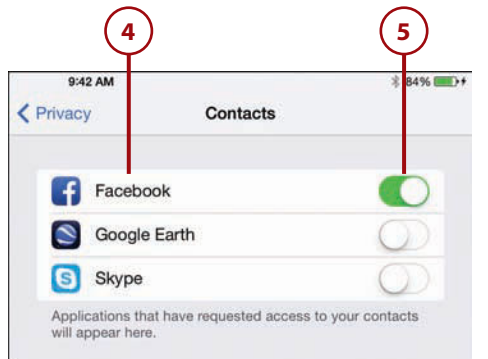
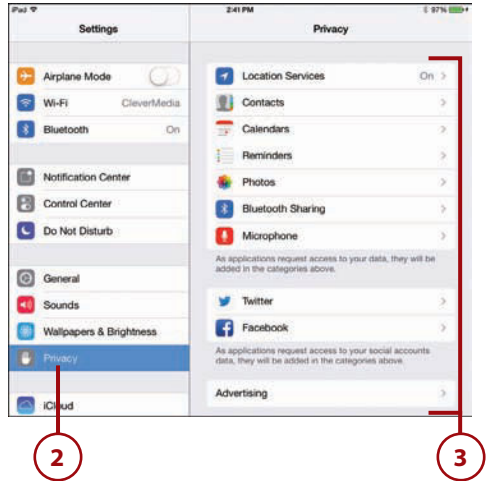
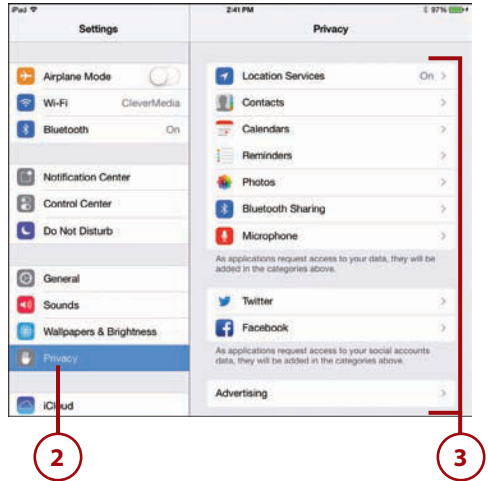


Privacy Settings

Information on your iPad can flow between apps. For instance, your Mail app will use email addresses from your Contacts app to allow you to easily address messages.

You may not want all apps to have access to all your information. Sure, sharing email addresses between Contacts and Mail makes sense, but does that game you just downloaded really need access to your contacts, or photos, or calendar events? Privacy settings allow you to see which apps have access to what and to turn off those connections, if you like.

1. Tap the Settings icon on the Home screen.
2. Tap Privacy on the left.
3. The list includes different sources of information, such as your contacts, location, reminders, and even your Twitter and Facebook accounts. Select any one to see which apps have access to that information.
4. After you select an app, you see the list of apps that have permission to use the data.
5. Tap the switch to turn access on or off for each app.

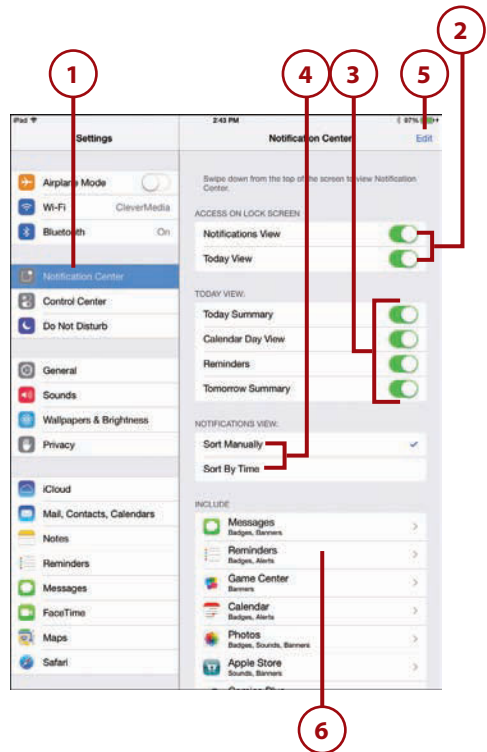


Notification Center Settings

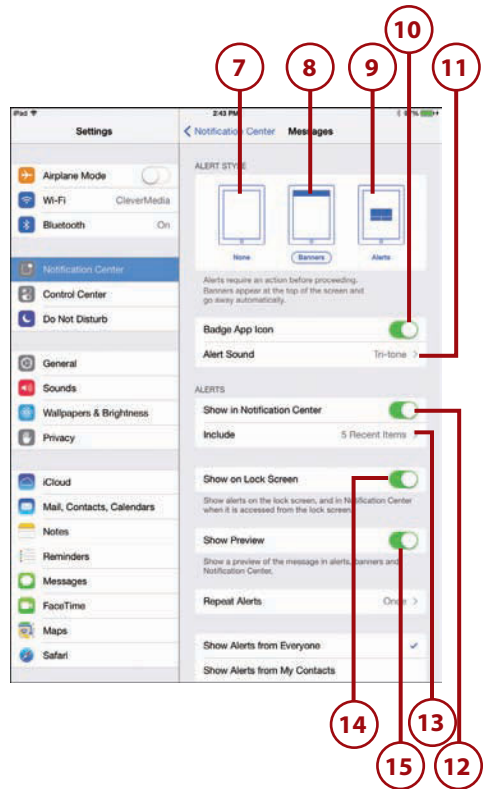
Apps communicate with you through the Notifications Center. See “Using Notifications Center” in Chapter 1. There you receive alerts telling you all sorts of things: incoming email, new messages, game events, news items, and so on.

The Notification Center settings is where you decide how important each type of notification is, and how it should be displayed, if at all.

1. Tap the Notifications Center category in Settings.
2. Use these switches to configure whether notifications and the summary of today's events should be shown in Notifications Center while you are on the lock screen. This information would be available to anyone holding your iPad, even if they have not entered your passcode to get past the lock screen.
3. Use these switches to configure what information should be available in the Today View portion of the Notifications Center screen.
4. You can have all the items in the Notifications Center sorted by time, or sorted manually in an order you specify, by tapping one of these options.
5. If you choose the manual option in step 4, tap Edit at the top right of the screen to be able to arrange the apps listed on this screen. Set them in the order you want them to appear in Notifications Center.
6. Tap an app to edit its settings.

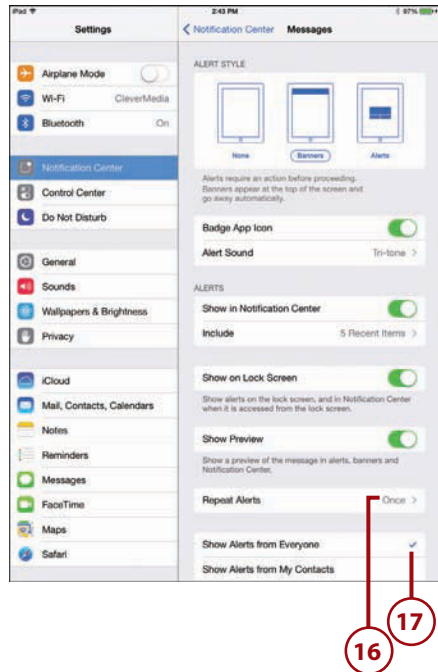


7. Choosing the None alert style means that neither a banner nor alert will appear.
8. Choosing Banners means that a drop-down banner will appear when the app has a message, and it will go away on its own after a few seconds. These do not interrupt your work when they appear.
9. Choosing Alerts means that a box pops up in the middle of the screen when the app has a message, and you must dismiss it to continue.
10. Turning on Badge App Icon means that the icon will show a number over it when there is a message.
11. Many apps let you set the specific sound used. Tap Alert Sound to specify the sound the app uses.
12. Turn off Show in Notifications Center to exclude these alerts from the Notifications Center screen completely. You will still see the alert when it happens, but it will no longer be in the list when you access Notifications Center.
13. Tap Include to choose how many alerts appear in the list in Notifications Center.
14. Show on Lock Screen means that alerts from this app appear, even when the iPad is locked.
15. Turn off Show Preview so that the small preview of the message does not appear with the alert.



16. Tap Repeat Alerts to configure whether the alert will repeat after a few minutes, and how many times. It is useful to have an alert repeat in case you missed it the first time.
17. Tap Show Alerts from My Contacts to remove the blue checkmark beside Show Alerts from Everyone. For the Messages app, this turns off alerts for those not in your contacts list.

Each app has its own set of settings, so take a few minutes to go through them all and see what options are offered. As you add new apps to your iPad, any that use the Notifications Center will be added to this list, so it is a good idea to review your settings occasionally. When a new app wants to send you notifications, it first must ask you for permission. This is where you can go to revoke that permission later on.



It's Not All Good

Lock It Down

Notifications Center and Control Center put a lot of power on the Lock Screen. You can see a lot of information and control portions of your iPad without ever needing to enter your passcode.

If you prefer to have all of that power hidden behind the passcode, then turn off both options under Access On Lock Screen in the Notifications Center settings. Also turn off Access on Lock Screen in the Control Center settings.

Adding More and More Apps

The Settings app adds new items as you add new apps to your iPad. Some third-party apps do not add a component in the Settings app, so don't be alarmed if you don't see an app you added in the Settings list.

This page intentionally left blank

Index

Symbols

() (parentheses), 277
1Password, 377
3D view (Maps), 322-324
3G/4G connections, 57-60

A

About section, 34
accessories, 403
 Apple TV, 407-409
 Apple wireless keyboard, 411-413
 cases, 420-421
 docks, 415
 EarPods, 417-419
 power accessories, 415-417
 printers, 403-407
 Smart Case, 419-420

 Smart Cover, 419-420
 video output adapters, 409-410
accounts, authorizing multiple, 341
AccuWeather, 372-374
adapters
 AirPlay mirroring with
 Apple TV, 407
 Lightning connectors, 410
 Lightning digital AV adapter, 409
 Lightning to SD Card Camera
 Reader, 413-415
 Lightning to USB Camera
 Adapter, 413-415
 Lightning to VGA adapter, 409
 video output adapters, 409-410
adjusting
 Air Display, 349
 photos in iPhoto, 212-214
 wallpaper image, 34
AirDrop, 42, 76-77

- AirPlay, 93
- AirPlay Mirroring with Apple TV, 407-409
- AirPrint
 - bypassing, 407
 - printers, 403
- alarms, 134-136
- albums
 - creating, 207-208
 - viewing, 206
- alert sounds setting, 36-37
- Allowed Content settings, 42
- Amazon Instant Video, 389
- Angry Birds HD, 396
- Apple ID, 61
- Apple iPad 12W USB power adapter, 416
- Apple iPad Smart Cover, 7
- Apple TV, AirPlay Mirroring with, 407-409
- Apple wireless keyboard, 411-413
- apps
 - 1Password, 377
 - AccuWeather, 372-374
 - Air Display, 349
 - AirPlay, 93
 - Amazon Instant Video, 389
 - Angry Birds HD, 396
 - app folders, 333-335
 - arranging on iPad, 332-333
 - BBC News, 378
 - Calendar
 - creating calendars, 127-129*
 - Day view, 123-124*
 - default calendar, 129*
 - deleting calendars, 129*
 - events, creating, 121-122*
 - Month view, 126-127*
 - sharing, 129*
 - Week view, 125*
 - Year view, 127*
- Camera, 187-191
 - recording video, 224-226*
 - trimming video, 226*
- Clock, 134-136
- Contacts
 - adding contacts, 115-118*
 - adding contacts to favorites, 120*
 - composing email to contacts, 120*
 - copying contacts, 120*
 - editing contacts, 120*
 - searching for contacts, 118-119*
 - sharing contacts, 120*
- Cut the Rope, 395
- deleting, 332
- Desktop Connect, 349
- downloading automatically, 329
- The Early Edition, 355
- Epicurious, 371-372
- Evernote, 361-364
- Facebook, 344-346
- FaceTime
 - placing video calls, 238-239*
 - receiving video calls, 240-241*
 - setting up, 236-237*
- Fieldrunners for iPad, 398
- finding in App Store, 338-339
- free apps, 331
- freemium apps, 331
- Galcon Fusion, 396
- GarageBand, 381-384
- Gold Strike, 400
- GoodReader, 349-351
- Google Play Books, 113

- Harbor Master HD, 395
- help, 340-341
- Hulu Plus, 389
- iBooks, 101
 - alternatives to*, 112
 - buying books*, 102-103
 - customizing display*, 106-107
 - organizing books*, 110-111
 - reading books*, 104-109
- iMovie, 235
 - adding photos to video*, 233-235
 - combining video clips*, 227-230
 - editing transitions*, 231-232
- in-app purchases, 331
- iPhone/iPod touch apps, 339-340
- iPhoto
 - adjusting photos in*, 212-214
 - brushed effects*, 215
 - ordering prints*, 217
 - Photo Books, creating*, 219
 - special effects*, 216
- iTap VNC, 346
- iTeleport for iPad, 347
- iTunes. *See* iTunes
- iTunes U, 375-377
- Just Jigsaw Puzzles, 400
- Keynote. *See* Keynote
- Kindle, 112
- Living Earth, 374
- LogMeIn Ignition, 349
- Mail
 - composing email*, 170-171
 - configuring account*, 164-166
 - configuring how email is received*, 174-175
 - creating signatures*, 171-172
 - deleting email*, 172-173
 - email settings*, 176-177
 - moving email*, 172-173
 - reading email*, 167-169
 - searching email*, 174
 - spam filters*, 173
- Maps
 - finding locations*, 313-315
 - getting directions*, 317-319
 - searching for places/things*, 315-316
 - setting bookmarks*, 319-320, 324-325
 - views*, 321-324
- Merriam-Webster Dictionary HD, 355-356
- Messages
 - sending/receiving text messages*, 179-181
 - setting up*, 178-179
- MindNode, 378
- Mocha VNC Lite, 349
- Monkey Island 2 Special Edition, 397
- Music
 - building playlists*, 83-84
 - playing songs*, 80-82
- MyScript Calculator, 369-370
- Netflix, 91, 387-389
- Newsstand, 389-391
- Nook, 112
- Notes, 129-131
- Numbers. *See* Numbers
- OmniGraffle, 378
- Pages. *See* Pages
- paid apps, 331
- Pandora, 401
- Paper by FiftyThree, 366-369
- Penultimate, 369
- Photo Booth, 191-192

Photos

- browsing photos, 193-195*
- capturing screen, 210*
- creating photo albums, 207-208*
- creating slideshows, 208*
- deleting photos, 210-212*
- rotating photos, 195*
- sharing photos, 195-197*
- stopping slideshows, 209*
- viewing photo albums, 206*
- viewing photo collections, 202-205*
- zooming photos, 195*

Plants vs. Zombies HD, 397

Podcasts, 89-90

Printer Center, 405

purchasing, 327-331

quitting, 336-337

redownloading, 330

Reminders, 131-133

The Room, 399

Safari. *See* web surfing with Safari

Scrabble for iPad, 398

Screens VNC, 349

sharing with family, 341

SketchBook Pro, 377

Skype, 356-358

Spotify, 401

StarWalk, 378

Sticky Notes HD, 358-361

switching between, 336

syncing

with iCloud, 60-63

with iTunes, 70-71

Temple Run 2, 399

Things, 377

Twitter

following people on, 182-183

sending tweets, 184

setting up, 181-182

USA Today, 378

Videos, 91-92

viewing currently running apps,
335-336

VNC Viewer, 349

Weather+, 374

WeatherBug, 374

The Weather Channel, 374

Weather Live, 374

Where's My Water, 394

Wolfram Alpha, 378

WordPress, 378

WritePad, 365-366

YouTube, 385-387

YouTube app, 92

Zinio, 391

app screens, 13

App Store, 327

finding apps in, 338-339

purchasing apps from, 327-331

arranging apps, 332-333

audio

alert sounds, 36-37

music

adding to video, 236

buying on iTunes, 85-88

composing with GarageBand, 381-384

Home Sharing, 94-95

listening to, 401

playing, 80-82, 93-98

playlists, 83-84

syncing, 67-68, 86

muting, 8

- podcasts, downloading, 89-90
- voiceovers, 236
- volume control, 8
- Authorize This Computer menu, 341
- authorizing multiple accounts, 341
- Auto-Capitalization, 47
- Auto-Correction, 47
- Auto-enhance button (iPhoto), 213
- AutoFill, 157
 - example, 160-161
 - security, 159
 - setting up, 158-161
- Auto-Lock, 38
- automatic downloads, 329
- automatic updates, 75-76
- averaging columns, 273-276

B

- Background App Refresh, 43
- background images, adding to
 - documents, 263
- backing up data, 66
- Badge App Icon, 52
- bandwidth requirements for
 - iTunes Radio, 98
- Banners, 52
- batteries, external, 416
- BBC News app, 378
- Blinds transition, 302-303
- bookmarks
 - creating
 - in Safari, 145-147*
 - in iBooks, 109*
 - deleting, 148-149
 - saving to Home screen, 149-152

- setting in Maps, 319-320
- syncing, 149
- books, 101
 - buying from iBooks, 102-103
 - finding, 104
 - reading in iBooks, 104-105
 - bookmarks, 109*
 - highlights, 107-108*
 - notes, 107-108*
 - organizing books, 110-111*
 - reading aids, 106-107*
 - reading in Kindle/Nook apps, 112
 - syncing with iTunes, 68
- brightness in iBooks, 106
- browsing
 - photos, 193-195
 - to URLs, 139-143
- brushed effects, applying to photos, 215
- Brushes button (iPhoto), 215
- Buy App button (App Store), 330
- buying
 - apps, 327-331
 - books 102-103
 - in-app purchases, 331
 - music, 85-88
 - video, 88
- bypassing AirPrint, 407

C

- calculations, performing, 277
- calculators, MyScript Calculator, 369-370
- Calendar
 - calendars
 - creating, 127-129*
 - deleting, 129*

- sharing*, 129
 - syncing with iCloud*, 60-63
- Day view, 123-124
- default calendar, 129
- events, creating, 121-122
- Month view, 126-127
- Week view, 125
- Year view, 127
- calls, placing with Skype, 356-358
- Camera app
 - Camera Roll, 188
 - recording video, 224-226
 - taking photos, 187-191
 - trimming video, 226
- cameras, importing photos from, 413-415
- capitalizing words, 18
- Caps Lock, 47
- capturing screen, 209
- car chargers, 416
- cases, 420-421
- cells, formatting, 278-280
- Cellular Data, turning on, 57
- changing wallpaper, 32-34
- charts, creating, 261-262, 286-288
- clipart, importing, 257
- clips (video)
 - combining clips in iMovie, 227-230
 - trimming, 226
- Clock app, 134-136
- closing apps, 336-337
- Collections button (iBooks), 104, 110
- collections (photo), viewing, 202-205
- columns
 - averaging, 273-276
 - layouts, 254
 - totaling, 272
- commercials on iTunes Radio, removing, 98
- composing
 - email, 170-171
 - music, 381-384
- configuring
 - 3G/4G connections, 57
 - bookmarks in Maps, 319-320
 - documents, 263-264
 - email, 164-166, 174
 - Facetime, 236
 - Messages app, 178-179
 - Photo Stream, 198-199
 - reminders, 131
 - Twitter, 181-182
 - Wi-Fi network connections, 55-57
- connecting
 - to 3G/4G networks, 57-60
 - to Wi-Fi networks, 55-57
- contacts
 - adding, 115-118
 - composing email to, 120
 - copying, 120
 - editing, 120
 - favorites, 120
 - nicknames, 118
 - searching for, 118-119
 - sharing, 76-77, 120
 - syncing, 60-63, 118
- Contacts app
 - adding contacts, 115-118
 - adding contacts to favorites, 120
 - composing email to contacts, 120
 - copying contacts, 120
 - editing contacts, 120

- searching for contacts, 118-119
 - sharing contacts, 120
- Control Center, 27-28
- cooking apps, Epicurious, 371-372
- copying
 - contacts, 120
 - copy and paste, 21-22
 - images from web pages, 156
 - text, 21-22, 155
- covers, 420
- cropping photos, 214
- Crop & Straighten button (iPhoto), 214
- Cross Dissolve (iMovie), 232
- currently running apps, viewing, 335-336
- customizing iPad, 31
 - alert sounds, 36-37
 - date/time, 45-46
 - Do Not Disturb settings, 48-49
 - iBooks display, 106-107
 - keyboard settings, 46-48
 - Notification Center settings, 51-53
 - parental restrictions, 40-44
 - password, 38-40
 - privacy settings, 44
 - side switch functionality, 44-45
 - wallpaper, 32-34
- Cut the Rope, 395

D

- Delete button (iBooks), 111
 - deleting
 - apps, 332
 - bookmarks, 148-149
 - calendars, 129
 - email, 172-173
 - photos, 210-212
 - Desktop Connect, 349
 - details about your iPad, viewing, 34-36
 - detecting orientation, 9
 - dictating text, 19-20
 - dictionaries, Merriam-Webster Dictionary HD app, 355-356
 - directions, getting in Maps, 317-319
 - Disney's Where's My Water, 394
 - docks, 415
 - documents
 - background images, 263
 - charts, creating, 261-262
 - column layouts, 254
 - creating, 244-245
 - document setup, 263-264
 - dragging and dropping, 74
 - images, inserting, 255-257
 - line spacing, 254
 - lists, creating, 252-253
 - printing, 248, 264-265
 - reading with GoodReader, 349-351
 - shapes, 258-259
 - sharing, 76-77, 264-265
 - syncing
 - with iCloud, 60-63, 74*
 - with iTunes, 73-74*
- Data Roaming, 60
- date/time, setting, 45-46
- Day view (Calendar), 123-124
- default calendar, 129
- Define button (iBooks), 107

tables

*creating, 259-261**moving, 261*

text formatting, 250-251

text styles

*applying, 246-248**reusing, 249*

undoing mistakes, 246

Do Not Disturb settings, 48-49

.doc/.docx files, importing into Pages, 265

downloading

apps automatically, 329

podcasts, 89-90

dragging, 10-11, 74

drawing apps

Paper by FiftyThree, 366-369

SketchBook Pro, 377

driving directions, 317-319

DVDs, importing into iTunes, 87

E

The Early Edition, 355

EarPods, 417-419

editing

contacts, 120

text, 20-21

video transitions in iMovie, 231-232

Effects button (iPhoto), 216

email

composing, 170-171

configuring, 164-166, 174-175

deleting, 172-173

folders, 169

moving, 172-173

reading, 167-169

searching, 174

sending, 170-171

settings, 176-177

signatures, 171-172

spam filters, 173

syncing with iCloud, 60-63

video attachments, 226

Enable Caps Lock, 47

Enable Restrictions button, 41

entertainment apps. *See also* Game Center

Amazon Instant Video, 389

Angry Birds HD, 396

Cut the Rope, 395

Fieldrunners for iPad, 398

Galcon Fusion, 396

GarageBand, 381-384

Gold Strike, 400

Harbor Master HD, 395

Hulu Plus, 389

Just Jigsaw Puzzles, 400

Monkey Island 2 Special Edition, 397

Netflix, 387-389

Pandora, 401

Plants vs. Zombies HD, 397

Scrabble for iPad, 398

Spotify, 401

Temple Run 2, 399

The Room, 399

Where's My Water, 394

YouTube, 385-387

Epicurious, 371-372

events, creating in Calendar, 121-122

Evernote, 361-364

Exposure button (iPhoto), 214
 external battery, 416
 external displays, presenting Keynote presentations on, 310-311
 Eye-Fi card, 415

F

Facebook, 344-346
 FaceTime
 placing video calls, 238-239
 receiving video calls, 240-241
 setting up, 236-237
 troubleshooting, 241
 favorites. *See* bookmarks
 fetch delivery, 174
 Fieldrunners for iPad, 398
 fill color (cells), 278-280
 filling in web forms
 AutoFill, 157-161
 manually, 152-153
 finding
 apps in App Store, 338-339
 books, 104
 contacts, 118-119
 locations with Maps, 313-315
 places/things in Maps, 315-316
 Find My iPad, 63
 flicking, 10-11
 Flipboard, 352-355
 folders
 app folders, 333-335
 email folders, 169
 following people on Twitter, 182-183
 Font button (Kindle app), 112
 Fonts button (iBooks), 106
 footers, 282
 force closing apps, 336
 formatting
 tables
 cells, 278-280
 headers/footers, 282
 tables, 281-282
 text, 250-251
 forms
 AutoFill, 157
 example, 160-161
 security, 159
 setting up, 158-161
 creating, 283-285
 filling in manually, 152-153
 four-finger gestures, 11
 free apps, 331
 freemium apps, 331

G

Galcon Fusion, 396
 Game Center, 391-393
 games
 Angry Birds HD, 396
 Cut the Rope, 395
 Fieldrunners for iPad, 398
 Galcon Fusion, 396
 Game Center, 391-393
 Gold Strike, 400
 Harbor Master HD, 395
 Just Jigsaw Puzzles, 400
 Monkey Island 2 Special Edition, 397
 Plants vs. Zombies HD, 397
 Scrabble for iPad, 398
 Temple Run 2, 399

The Room, 399
 Where's My Water, 394
 GarageBand, 381-384
 generations (iPad), 4-5
 Genius feature, 84
 gestures
 dragging, 10-11
 flicking, 10-11
 four-finger gestures, 11
 pinching, 10
 pulling down and releasing, 11
 tapping, 10
 touching, 10
 Get Sample button (iBooks), 103
 Gold Strike, 400
 GoodReader, 349-351
 Google Play Books app, 113
 grouping slides, 307

H

handwriting notes with WritePad, 365-366
 Harbor Master HD, 395
 HD (high definition), 88
 HDMI adapters, 309
 headers, 282
 headphones, EarPods, 417-419
 help for apps, 340-341
 high definition (HD), 88
 High Dynamic Range Imaging, 188-189
 highlighting books, 107-108
 history list (Safari), 147-148
 History (Safari), 147
 Home button, 6
 Home screen, 12-14
 notes, 358-361
 bookmarks, 149-152
 searching, 13-14
 Home Sharing, 94-95
 home video, importing into iTunes, 87
 Hulu Plus, 389

I

iBooks, 101
 alternatives to, 112
 buying books, 102-103
 customizing display, 106-107
 organizing books, 110-111
 reading books, 104-105
 bookmarks, 109
 notes and highlights, 107-108
 page-turning effect, turning off, 105
 iCloud
 backing up data to, 66
 Photo Stream, 198
 setting up, 198-199
 sharing photos with, 199-201
 syncing with, 60-63, 74
 identifying iPad versions, 3-5
 IDs, Apple ID, 61
 images
 adding to email, 171
 background images, adding to documents, 263
 clipart, importing, 257
 copying from web pages, 155, 156
 inserting into documents, 255-257
 setting as wallpaper, 32-34
 IMAP (Internet Message Access Protocol), 164
 iMovie
 adding photos to video, 233-235
 adding video titles, 235

- combining video clips, 227-230
- editing video transitions, 231-232
- video titles, 235
- importing
 - clipart, 257
 - DVDs, 87
 - home video, 87
 - photos from camera or SD card, 413-415
- in-app purchases, 331
- interface elements. *See also* gestures; Siri
 - Control Center, 27-28
 - copy and paste, 21-22
 - dictating text, 19-20
 - editing text, 20-21
 - menus, 16
 - Notifications Center, 25-26
 - on-screen keyboard, 17-19
 - switches, 16
 - tab bars, 17
 - toolbars, 16
- Internet Message Access Protocol (IMAP), 164
- iOS updates, 74-76
- iPad comparison chart, 4-5
- iPhone apps, 339-340
- iPhoto
 - adjusting photos in, 212-214
 - brushed effects, 215
 - creating Photo Books, 219
 - ordering prints, 217
 - special effects, 216
- iPod touch apps, 339-340
- iTap VNC, 346
- iTeleport for iPad, 347
- iTunes
 - arranging apps with, 333
 - buying music, 85-88

- Genius feature, 84
- Home Sharing, 94-95
- home video, 87
- importing DVDs into, 87
- iTunes Match, 68, 80
- iTunes Radio, 95-98
- iTunes U, 375-377
- syncing with
 - apps*, 70-71
 - documents*, 73-74
 - iTunes Match*, 68
 - music*, 67-68
 - overview*, 64
 - photos*, 69-70
 - syncing options*, 65-66
- iTunes Match, 68, 80
- iTunes U, 375-377

J

- jigsaw puzzle app, 400
- Just Jigsaw Puzzles, 400

K

- keyboards, 245
 - Apple wireless keyboard, 411-413
 - on-screen keyboard, 17-19
 - settings, 46-48, 269
- Keyboards button, 47
- Keychain function (Safari), 157
- Keynote presentations, 295
 - building, 296-298
 - playing, 309
 - presenting on external display, 310-311

slides

building, 298-301

organizing, 307-308

transitions

adding, 302-306

Blinds transition, 302-303

Magic Move transition, 303-304

object transitions, 305-306

Kindle app, 112

L

layouts, column layouts, 254

Legal button, 36

Library button (iBooks), 105

Lightning connectors, 410

Lightning Digital AV adapter, 409

Lightning to SD Card Camera Reader,
413-415

Lightning to USB cable, 416

Lightning to USB Camera Adapter, 413-415

Lightning to VGA adapter, 409

line spacing, 254

listening. *See* playing

lists, creating, 252-253

List View button (iBooks), 111

Living Earth, 374

locations, finding with Maps, 313-315

locking orientation, 8

Lock Rotation, 45

Lock screen, 12

adding notes to, 358-361

LogMeIn Ignition, 349

M

magazines, subscribing to, 389-391

Magic Move transition, 303-304

Mail app

composing email, 170-171

configuring account, 164-166

configuring how email is received,
174-175

creating signatures, 171-172

deleting email, 172-173

email settings, 176-177

moving email, 172-173

reading email, 167-169

searching email, 174

spam filters, 173

Maps

bookmarks, 319-320

directions, 317-319

locations, finding, 313-315

places/things, searching for, 315-316

traffic reports, 324-325

views

3D View, 322-324

Satellite view, 321-322

math problems, solving with MyScript
Calculator, 369-370

menus, 16

Merriam-Webster Dictionary HD app,
355-356

messages. *See* email; text messages

Messages app

sending/receiving text messages,
179-181

setting up, 178-179

Microsoft Word documents, importing into
Pages, 265

mind mapping software, 378

MindNode, 378

mistakes, undoing in Pages, 246

Mocha VNC Lite, 349
 model numbers, 35-36
 Monkey Island 2 Special Edition, 397
 Month view (Calendar), 126-127
 Move button (iBooks), 103, 111
 movies
 syncing with iTunes, 68
 watching with Netflix, 387-389
 moving
 email, 172-173
 tables, 261
 multimedia cloud notes, 361-364
 Multi-Pass, 88
 multiple accounts, authorizing, 341
 multiple email inboxes, 169
 multiple notes accounts, 131
 multiple tables, 288-293
 multiple web pages, opening, 154
 music
 adding to video, 236
 buying on iTunes, 85-88
 composing with GarageBand, 381-384
 Home Sharing, 94-95
 listening to
 playing
 AirPlay, 93
 iTunes Radio, 95-98
 Music app, 80-82
 Pandora, 401
 Spotify, 401
 playlists, 83-84
 syncing, 67-68, 86
 Music app
 building playlists, 83-84
 playing songs, 80-82

Mute, 45
 mute switch, 8
 MyScript Calculator, 369-370

N

Netflix, 91, 387-389
 networks
 3G/4G connections, 57-60
 syncing with iCloud, 60-63, 74
 syncing with iTunes
 documents, 73-74
 iTunes Match, 68
 music, 67-68
 overview, 64
 photos, 69-70
 syncing options, 65-66
 Wi-Fi network connections, 55-57
 New and Noteworthy section (App Store), 328
 New Contact form, 116
 New Playlist button (Music app), 83
 news apps
 BBC News, 378
 The Early Edition, 355
 Flipboard, 352-355
 USA Today, 378
 newspapers
 reading, 355
 The Early Edition, 355
 Flipboard, 352-355
 Safari Reader, 156-157
 USA Today, 378
 Newsstand, 389-391
 nickname field (contacts), 118
 None alert style, 52

Nook app, 112

notebooks, creating with Paper by FiftyThree, 366-369

notes

- adding to books, 107-108
- adding to Home/Lock screen, 358-361
- creating, 129-131
- handwriting, 365
- multimedia cloud notes, 361-364

Notes app, 129-131

Notifications Center, 25-26, 51-53

Now Playing button (Music app), 81

Numbers, 267

- calculations, performing, 277
- charts, 286-288
- columns
 - averaging*, 273-276
 - totaling*, 272
- forms, 283-285
- keyboard options, 269
- spreadsheets, 268-271
- tables
 - cell formatting*, 278-280
 - definition of*, 268
 - headers/footers*, 282
 - multiple tables*, 288-293
 - selecting*, 289
 - whole table formatting*, 281-282
- terminology, 268

O

object transitions, 305-306

OmniGraffle, 378

On/Off (Wake/Sleep) button, 7

on-screen keyboard, 17-19

opening multiple web pages, 154

organizing

- books in iBooks, 110-111
- slides, 307-308

orientation

- detecting, 9
- in iBooks, 106
- locking, 8

P

Pages, 243

documents

- background images*, 263
- charts*, 261-262
- column layouts*, 254
- creating*, 244-245
- document setup*, 263-264
- images*, 255-257
- line spacing*, 254
- lists*, 252-253
- printing*, 248, 264-265
- shapes*, 258-259
- sharing*, 264-265
- tables*, 259-261
- text formatting*, 250-251

styles

- applying*, 246-248
- reusing*, 249

undoing mistakes, 246

page-turning special effect (iBooks), 105

paid apps, 331

Pandora, 401

Paper by FiftyThree, 366-369

- parental restrictions, 40-44
- parentheses (), 277
- Passcode Lock, 38
- password protection, 38-40
- pasting text, 21-22
- Penultimate, 369
- performing calculations, 277
- personalizing. *See* customizing
- phone calls, placing with Skype, 356-358
- Photo Books, 219
- Photo Booth, 191-192
- photos, 187
 - adding to video, 233-235
 - adjusting in iPhoto, 212-214
 - albums
 - creating*, 207-208
 - viewing*, 206
 - browsing, 193-195
 - brushed effects, 215
 - collections, viewing, 202-205
 - cropping, 214
 - deleting, 210-212
 - High Dynamic Range Imaging, 188-189
 - importing from camera or SD card, 413
 - inserting into documents, 255-257
 - ordering prints, 217
 - Photo Stream, 198
 - setting up*, 198-199
 - sharing photos with*, 199-201
 - rotating, 195
 - screen captures, 209
 - setting as wallpaper, 32-34
 - sharing
 - with AirDrop*, 76-77
 - from Photos app*, 195-197
 - with Photo Stream*, 199-201
 - slideshows, 208-209
 - special effects, 216
 - straightening, 214
 - syncing with iTunes, 69-70
 - taking
 - Camera app*, 187-191
 - Photo Booth*, 191-192
 - zooming, 195
- Photos app
 - albums
 - creating*, 207-208
 - viewing*, 206
 - capturing screen, 210
 - photo collections, viewing, 202-205
 - photos
 - browsing*, 193-195
 - deleting*, 210-212
 - rotating*, 195
 - sharing*, 195-197
 - zooming*, 195
 - slideshows
 - creating*, 208
 - stopping*, 209
- Photo Stream
 - setting up, 198-199
 - sharing photos with, 199-201
- pinching, 10
- places, finding in Maps, 315-316
- placing video calls, 238-239
- Plants vs. Zombies HD, 397
- playing
 - Keynote presentations, 309
 - music
 - Home Sharing*, 94-95
 - iTunes Radio*, 95-98

- with AirPlay*, 93
- with Music app*, 80-82
- podcasts, 89-90
- video
 - with AirPlay*, 93
 - with Netflix app*, 91
 - with Videos app*, 91-92
- playlist, building, 83-84
- Playlists button (Music app), 83
- podcasts
 - downloading, 89-90
 - syncing with iTunes, 68
- Podcasts app, 89-90
- POP (Post Office Protocol), 164
- Post Office Protocol (POP), 164
- power accessories, 415-417
- presentations (Keynote), 295
 - building, 296-298
 - playing, 309
 - presenting on external display, 310-311
 - slides
 - building*, 298-301
 - organizing*, 307-308
 - transitions
 - adding*, 302-306
 - Blinds transition*, 302-303
 - Magic Move transition*, 303-304
 - object transitions*, 305-306
- Printer Center app, 405
- printers, 403-407
- printing, 248, 264-265, 403-407
- privacy settings, 44, 49-50
- protecting your iPad, 420-421
- protocols
 - IMAP (Internet Message Access Protocol), 164
 - POP (Post Office Protocol), 164

- pulling down and releasing, 11
- purchasing
 - apps, 327-331
 - in-app purchases, 331
- push delivery, 174

Q-R

- quitting apps, 336-337
- radio
 - iTunes Radio, 95-98
 - Pandora, 401
- Reader (Safari), 156-157
- reading
 - books
 - in iBooks*. *See iBooks*
 - in Kindle/Nook apps*, 112-113
 - reading aids*, 106-107
 - documents with GoodReader, 349-351
 - email, 167-169
 - magazines, 389-391
 - newspapers, 355
 - The Early Edition*, 355
 - Flipboard*, 352-355
- reading lists, 151-152
- rearranging images in documents, 257
- receiving
 - email, 174-175
 - text messages, 179-181
 - video calls, 240-241
- recipes, Epicurious app, 371-372
- recording video, 224-226
- redeeming codes in App Store, 329
- redownloading apps, 330
- Regulatory button, 36

reminders, setting, 131-133
 Reminders app, 131-133
 removing commercials on iTunes Radio, 98
 renting video, 88
 Repeat Alerts, 53
 Require Passcode button, 39
 Resume button (iBooks), 105
 reusing styles, 249
 The Room, 399
 rotating photos, 195

S

Safari browser. *See* web surfing with Safari
 Safari Reader, 156
 Satellite view (Maps), 321-322
 Saturation control (iPhoto), 214
 saving bookmarks to Home screen, 149-152
 Scrabble for iPad, 398
 screen captures, 209
 screen gestures. *See* gestures
 screens

- app screens, 13
- Home screen, 12-14
- Lock screen, 12
- searching, 13-14
- Settings screen, 15

 Screens VNC, 349
 SD cards, importing photos from, 413-415
 SD (standard definition), 88
 searching

- for contacts, 118-119
- email, 174
- from Home screen, 13-14
- for places/things in Maps, 315-316
- web, 142

 security

- AutoFill, 159
- parental restrictions, 40-44
- password protection, 38-40
- privacy settings, 49-50
- wireless networks, 57

 selecting tables, 289
 sending

- email, 170-171
- text messages, 179-181
- tweets, 184

 Set Home Screen, 34
 Set Lock Screen, 34
 settings

- About section, 34
- alert sounds, 36-37
- Cellular Data, 57
- Do Not Disturb settings, 48-49
- email settings, 176-177
- keyboard settings, 46-48
- Notification Center settings, 51-53
- parental restrictions, 40-44
- password protection, 38-40
- privacy settings, 44, 49-50
- side switch functionality, 44-45
- software updates, 74
- time/date, 45-46
- wallpaper, 32-34
- Wi-Fi, 56-57

 Settings screen, 15
 setting up. *See* configuring
 shake, 9
 shapes, adding to documents, 258-259
 Share button (iBooks), 107

sharing

- with AirDrop, 76-77

- apps, 341

- calendars, 129

- contacts, 120

- documents, 264-265

- from iBooks, 107

- photos

 - from Photos app, 195-197*

 - with Photo Stream, 199-201*

- video, 230

- shortcut keys, 412

- Show Alerts from My Contacts, 53

- Shuffle button (Music app), 81

- side switch, 8, 44-45

- signatures (email), creating, 171-172

- Siri, 22-24

 - asking Siri to call you by a
nickname, 118

 - calendar events, creating, 122

 - clock alarms, creating, 136

 - contacts, finding, 119

 - directions, getting, 319

 - email

 - checking, 175*

 - sending, 170, 177, 181*

 - Map locators, finding, 316

 - music, playing, 82

 - schedule, checking, 127

 - traffic reports, getting, 325

 - tweeting, 184

 - web searches, 143

- SketchBook Pro, 377

- sketching apps

 - Paper by FiftyThree, 366-369

 - SketchBook Pro, 377

- Skype, 356

- slides

 - building, 298-301

 - grouping, 307

 - organizing, 307-308

- Slideshow button, 209

- slideshows

 - creating, 208

 - stopping, 209

- Smart Case, 419-420

- Smart Cover, 7, 419-420

- Software Update, 74-75

- songs. *See* music

- sound. *See* audio

- spacing (line), 254

- spam filters, 173

- special effects, applying to photos, 216

- special keys, 412-413

- spoken turn-by-turn directions, 319

- Spotify, 401

- spreadsheets, 267

 - calculations, performing, 277

 - charts, 286-288

 - columns

 - averaging, 273-276*

 - totaling, 272*

 - creating, 268-271

 - forms, 283-285

 - keyboard options, 269

 - tables

 - cell formatting, 278-280*

 - definition of, 268*

 - headers/footers, 282*

 - multiple tables, 288-293*

 - selecting, 289*

 - whole table formatting, 281-282*

standard definition (SD), 88

Start Listening button (Music app), 96

StarWalk, 378

stations, creating on iTunes Radio, 96-98

Sticky Notes HD, 358-361

stopping slideshows, 209

straightening photos, 214

streaming video

- with Netflix, 387-389
- with YouTube, 385-387

styles

- applying to text, 246-248
- reusing, 249

subscribing to magazines, 389-391

surfing the web. *See* web surfing with Safari

switches, 16

switching between apps, 336

syncing

- bookmarks, 149
- contacts, 118
- with iCloud, 60-63, 74
- with iTunes

 - apps*, 70-71
 - documents*, 73-74
 - iTunes Match*, 68
 - music*, 67-68
 - overview*, 64
 - photos*, 69-70
 - syncing options*, 65-66

music, 86

T

tab bars, 17

Table of Contents button (iBooks), 105

tables

- creating, 259-261
- definition of, 268
- formatting

 - cells*, 278-280
 - headers/footers*, 282
 - whole tables*, 281-282

- moving, 261
- multiple tables, 288-293
- selecting, 289

taking photos

- Camera app, 187-191
- Photo Booth, 191-192

tapping, 10

Temple Run 2, 399

text

- capitalizing, 18
- copying and pasting, 21-22
- copying from web pages, 155
- dictating, 19-20
- editing, 20-21
- formatting, 250-251
- styles

 - applying*, 246-248
 - reusing*, 249

text messages

- sending/receiving, 179-181
- setting up, 178-179

text size in iBooks, 106

Themes button (iBooks), 106

Things app, 377

Thumbnail Grid button (iPhoto), 213

time, setting, 45-46

time-delayed video rentals, 88

titles, adding to video, 235

toolbars, 16

Top Charts

App Store, 328

iBooks, 103

totaling columns, 272

touching, 10

traffic reports, 324-325

transitions

adding to Keynote presentations,
302-306

Blinds transition, 302-303

Magic Move transition, 303-304

object transitions, 305-306

editing in iMovie, 231-232

trimming video clips, 226

troubleshooting

apps, 340-341

FaceTime, 241

VNC connections, 349

turn-by-turn directions, 317-319

turning on/off

Auto-Capitalization, 47

Auto-Correction, 47

Caps Lock, 47

Cellular Data, 57

iBooks page-turning effect, 105

iPad, 8

iTunes Match, 68

parental restrictions, 40-44

Turn Passcode On button, 39

TV shows

season passes, 88

syncing with iTunes, 68

watching with Netflix, 387-389

tweets, sending, 184

Twitter

following people on, 182-183

sending tweets, 184

setting up, 181-182

typing URLs, 141

U

undoing mistakes in Pages, 246

updates, 74-76

URLs, browsing to, 139-143

USA Today app, 378

V

version numbers, 35

versions of iPad, 4-5

VGA adapters, 309

video, 223

adding photos to, 233-235

buying versus renting, 88

DVDs, 87

emailing, 226

Home Sharing, 94-95

home videos, 87

music, 236

playing

with AirPlay, 93

with Netflix app, 91, 387-389

with Videos app, 91-92

with YouTube, 385-387

recording, 224-241

sharing, 230

transitions, 231-232

video calls, 241

placing, 238-239

receiving, 240-241

- setting up*, 236-237
 - troubleshooting*, 241
- video clips
 - combining in iMovie*, 227-230
 - trimming*, 226
- video output adapters, 409-410
- video titles, 235
- voiceovers, 236
- video calls
 - placing, 238-239
 - receiving, 240-241
 - setting up, 236-237
 - troubleshooting, 241
- video output adapters, 409-410
- Videos app, 91-92
- viewing
 - currently running apps, 335-336
 - details about your iPad, 34-36
 - news articles with Safari Reader, 156-157
 - photo albums, 206
 - photo collections, 202-205
 - web pages, 143-145
- views
 - Calendar
 - Day view*, 123-124
 - Month view*, 126-127
 - Week view*, 125
 - Year view*, 127
 - Maps
 - 3D View*, 322-324
 - Satellite view*, 321-322
- VNC (Virtual Network Computing)
 - iTap VNC, 346
 - iTeleport, 346-349
 - VNC Viewer, 349

- voiceovers, adding to video, 236
- VoIP (voice over IP), Skype, 356
- volume control, 8
- Volume Limit settings, 43

W

- Wake/Sleep button, 7, 39
- wallpaper, changing, 32-34
- watching video
 - with Netflix, 387-389
 - with YouTube, 385-387
- Weather+, 374
- weather apps
 - AccuWeather, 372-374
 - Living Earth, 374
 - Weather+, 374
 - WeatherBug, 374
 - The Weather Channel, 374
 - Weather Live, 374
- WeatherBug, 374
- The Weather Channel, 374
- Weather Live, 374
- web forms
 - AutoFill, 157
 - example*, 160-161
 - security*, 159
 - setting up*, 158-161
 - filling in manually, 152-153
- web pages
 - bookmarks
 - creating*, 145-147
 - deleting*, 148-149
 - saving to Home screen*, 149-152
 - syncing*, 149

- copying images from, 156
 - copying text from, 155
 - history list, 147-148
 - opening multiple, 154
 - reading lists, 151-152
 - searching, 142
 - viewing, 143-145
- web surfing with Safari, 139
- bookmarks, 149
 - creating, 148*
 - deleting, 148-149*
 - saving to Home screen, 149-152*
 - syncing, 149*
 - history list, 147-148
 - news articles, 156-157
 - reading lists, 151-152
 - Safari Reader, 156-157
 - URLs, browsing to, 139-143
 - web forms
 - AutoFill, 157-161*
 - filling in manually, 152-153*
 - web pages, 154-156
 - copying images from, 156*
 - copying text from, 155*
 - opening multiple, 154*
 - viewing, 143-145*
 - web searches, 142
 - Week view (Calendar), 125
 - Where's My Water, 394
 - Wi-Fi network connections, 55-57
 - wireless keyboards, 411-413
 - wireless network connections, 55-57
 - Wolfram Alpha, 378
 - Word documents, importing into Pages, 265
 - WordPress, 378
 - WritePad, 365-366

Y-Z

- Year view (Calendar), 127
- YouTube app, 92, 385-387
- Zinio, 391
- zooming photos, 195

This page intentionally left blank