

# My Xbox®



COVERS  
Xbox 360,  
Kinect,  
and  
Xbox LIVE®

que

Bill Loguidice  
Christina T. Loguidice

# My Xbox®

Xbox 360®, Kinect™, and Xbox LIVE®

Bill Loguidice  
Christina T. Loguidice

**QUE®**

800 East 96th Street  
Indianapolis, Indiana 46240 USA

**My Xbox®**

**Copyright © 2012 by Que Publishing**

All rights reserved. No part of this book shall be reproduced, stored in a retrieval system, or transmitted by any means, electronic, mechanical, photocopying, recording, or otherwise, without written permission from the publisher. No patent liability is assumed with respect to the use of the information contained herein. Although every precaution has been taken in the preparation of this book, the publisher and author assume no responsibility for errors or omissions. Nor is any liability assumed for damages resulting from the use of the information contained herein.

ISBN-13: 978-0-7897-4896-6

ISBN-10: 0-7897-4896-7

Library of Congress Cataloging-in-Publication Data is on file

Printed in the United States of America

First Printing: February 2012

## **Trademarks**

All terms mentioned in this book that are known to be trademarks or service marks have been appropriately capitalized. Que Publishing cannot attest to the accuracy of this information. Use of a term in this book should not be regarded as affecting the validity of any trademark or service mark.

## **Warning and Disclaimer**

Every effort has been made to make this book as complete and as accurate as possible, but no warranty or fitness is implied. The information provided is on an “as is” basis. The authors and the publisher shall have neither liability nor responsibility to any person or entity with respect to any loss or damages arising from the information contained in this book.

## **Bulk Sales**

Que Publishing offers excellent discounts on this book when ordered in quantity for bulk purchases or special sales. For more information, please contact

### **U.S. Corporate and Government Sales**

**1-800-382-3419**

**corpsales@pearsontechgroup.com**

For sales outside of the U.S., please contact

### **International Sales**

**international@pearson.com**

### **ASSOCIATE PUBLISHER**

Greg Wiegand

### **ACQUISITIONS EDITOR**

Loretta Yates

### **DEVELOPMENT EDITOR**

Todd Brakke

### **MANAGING EDITOR**

Kristy Hart

### **SENIOR PROJECT EDITOR**

Lori Lyons

### **COPY EDITOR**

Apostrophe Editing  
Services

### **INDEXER**

Erika Millen

### **PROOFREADER**

Kathy Ruiz

### **TECHNICAL EDITOR**

Tim Barrett

### **PUBLISHING COORDINATOR**

Cindy Teeters

### **BOOK DESIGNER**

Anne Jones

### **COMPOSITOR**

Bronkella Publishing

# Contents at a Glance

<b>Chapter 1</b>	Getting Started .....	<b>3</b>
<b>Chapter 2</b>	Networking Your Xbox .....	<b>45</b>
<b>Chapter 3</b>	Personalizing Your Xbox Experience .....	<b>69</b>
<b>Chapter 4</b>	Getting to Know Your Xbox .....	<b>107</b>
<b>Chapter 5</b>	Playing on the Games Channel .....	<b>145</b>
<b>Chapter 6</b>	Viewing the Video Channel .....	<b>179</b>
<b>Chapter 7</b>	Tuning into the Music Channel .....	<b>211</b>
<b>Chapter 8</b>	Getting Social with Friends .....	<b>239</b>
<b>Chapter 9</b>	Exploring Social Apps .....	<b>271</b>
<b>Chapter 10</b>	Getting to Know Kinect .....	<b>299</b>
<b>Chapter 11</b>	Using Kinect .....	<b>321</b>
	Index .....	<b>349</b>

# Table of Contents

1

## Getting Started ..... 3

Unboxing Your Xbox 360 .....	3
Understanding the Xbox 360 Models .....	4
Breaking Down the Components .....	5
Setting Up Your Xbox 360 .....	9
Positioning Your Xbox .....	9
Connecting to Your TV .....	10
Setting Up Your Controller .....	20
Powering On for the First Time .....	24
Playing Discs .....	29
Setting Up Your Headset .....	31
Setting Up Storage .....	33
Transferring Content Between Consoles .....	36
Updating Your Dashboard .....	39
Understanding Your Warranty .....	43

2

## Networking Your Xbox ..... 45

Connecting to Your Home Network .....	45
Establishing a Wireless Connection .....	46
Establishing a Wired Connection .....	48
Examining Xbox LIVE .....	51
Understanding Xbox LIVE Memberships .....	51
Joining Xbox LIVE .....	53
Understanding Microsoft Points .....	60
Paying for Purchases with PayPal .....	63
Accessing Xbox LIVE Anywhere .....	64
Understanding Updates .....	67

<b>3</b>	<b>Personalizing Your Xbox Experience</b>	<b>69</b>
	Establishing User Profiles	70
	Creating a Profile	71
	Signing In	73
	Building an Avatar	73
	Selecting a Base to Work From	74
	Change My Features	75
	Change My Style	78
	Marketplace	80
	Accessing Awards	82
	Gamer Picture	83
	Choosing a New Avatar	86
	Moving, Deleting, and Recovering a Gamertag	87
	Using a Gamer Profile on Another Console	87
	Recovering Your Gamertag from Xbox LIVE	88
	Deleting a Gamer Profile	89
	Navigating the Xbox 360 Dashboard	90
	Bing Channel	91
	Home Channel	91
	Social Channel	92
	TV Channel	92
	Video Channel	92
	Games Channel	93
	Music Channel	93
	Apps Channel	94
	Settings Channel	94
	Xbox Guide	94
	Accessorizing Your Xbox	97
	Controllers	98
	Keyboards	100
	Media Remotes	101
	Racing Wheels	102
	Rhythm Game Controllers	103
	Big Button Pads	104
	Xbox 360 Arcade Sticks	104
	Xbox LIVE Vision	105

## 4

**Getting to Know Your Xbox ..... 107**

Working with Game Discs .....	107
Playing a Game Disc .....	108
Installing a Game on Your Hard Drive .....	109
Deleting a Single Game from Your Hard Drive .....	111
Copy, Move, or Delete Multiple Games from Your Hard Drive .....	112
Digging into Your Profile .....	113
Main Profile .....	114
Profile Information Under Settings .....	118
Understanding and Enabling Media Sharing .....	126
Media Sharing with Zune .....	126
Media Sharing with Windows Media Player .....	128
Accessing Your Media Libraries .....	130
Watching Your Video Library .....	130
Getting Down with Your Music Library .....	131
Viewing Your Picture Library .....	131
Interacting with Images in Your Picture Library .....	132
Connecting with Windows Media Center .....	133
Adding Your 360 to Windows Media Center .....	133
Adjusting Family Settings .....	134
Turning on Parental Controls .....	134
Setting Ratings and Content .....	136
Setting the Family Timer .....	137
Setting Xbox LIVE Access .....	138
Setting Xbox LIVE Membership Creation .....	139
Tweaking System Settings .....	139
Searching with Bing .....	140
Using Cloud Storage for Game Saves .....	142

## 5

**Playing on the Games Channel ..... 145**

Getting to Know the Games Channel .....	146
Browsing the Game Marketplace .....	146
Searching Among the Marketplace Selections .....	149
Purchasing Selections .....	151

Finding Arcade Games .....	155
Finding Games on Demand .....	158
Finding Indie Games .....	162
Finding Xbox Originals .....	166
Trying Out Demos .....	169
Downloading a Demo .....	170
Grabbing Add-Ons and Extras .....	171
Checking Out My Games .....	174
Understanding Backward Compatibility with the Original Xbox .....	176
Transferring Content Licenses to a New Console .....	177

**6****Viewing the Video Channel ..... 179**

Taking Control of Video Playback .....	179
Understanding Display Modes .....	180
Enjoying TV Shows and Movies with Zune .....	182
Downloading the Zune Application .....	182
Navigating Zune .....	183
Renting and Purchasing Media .....	187
Watching Videos on Netflix .....	188
Downloading the Netflix App .....	188
Navigating Netflix .....	189
Enjoying a Movie or TV Show .....	190
Watching Video on Hulu Plus .....	192
Downloading the Hulu Plus App .....	192
Navigating Hulu Plus .....	193
Enjoying Hulu Plus Content .....	194
Watching Video on YouTube .....	195
Downloading and Signing in to the YouTube App .....	195
Navigating YouTube .....	196
Playing YouTube Content .....	197
Changing YouTube Safety Mode .....	198
Watching Sports on ESPN .....	199
Downloading the ESPN App .....	200
Navigating ESPN .....	200
Adding Favorites .....	202



Watching Other Video Services .....	203
Checking Out Your Video Library .....	204
Playing DVDs .....	206
Using the Playback Menu Options .....	207

## **7 Tuning into the Music Channel ..... 211**

Taking Control of Music Playback .....	211
Playing Music in the Background from the Xbox Guide .....	213
Restoring In-Game Background Music .....	214
Enjoying Music with Zune .....	215
Getting a Zune Pass .....	215
Navigating Zune .....	216
Managing Your Zune Account .....	218
Playing Music .....	219
Personalizing Radio with Last.fm .....	222
Tuning in to Last.fm .....	222
Navigating Last.fm .....	223
Playing Music .....	226
Getting iHeartRadio .....	227
Downloading the iHeartRadio App .....	227
Activating iHeartRadio .....	228
Examining iHeartRadio Content and Features .....	229
Working with Stations .....	231
Checking Out Your Music Library .....	232
Playing a CD .....	233
Ripping a Music CD .....	235

## **8 Getting Social with Friends ..... 239**

Managing Friends .....	240
Sending Friend Requests .....	240
Managing Friend Requests .....	243
Removing a Friend .....	245
Viewing Your Friends .....	246
Displaying a Friend's Profile and Gamercard .....	248

Enabling Chat and Xbox LIVE Parties .....	251
Changing Your Online Safety Settings .....	251
Managing Xbox LIVE Parties .....	253
Inviting Friends to a Party .....	253
Inviting Friends to a Game .....	254
Accepting Party Invitations .....	255
Working with Messages .....	256
Sending a Message .....	257
Accessing Received Messages .....	259
Playing Voice Messages .....	260
Comparing Games .....	261
Managing Beacons .....	262
Setting a Beacon .....	262
Removing a Beacon .....	265
Live Chatting with Your Friends .....	266
Conducting a Private Chat .....	266
Adjusting Your Chat Channel .....	267
Getting Mobile with Xbox LIVE .....	268
My Xbox LIVE for iOS Owners .....	268
Xbox Companion for Windows Phone .....	268

## **Exploring Social Apps ..... 271**

Connecting and Sharing with Facebook .....	272
Setting Up Facebook .....	272
General Controls .....	274
Exploring the Menus .....	274
Updating Your Status .....	277
Launching a Slideshow .....	278
Adding Facebook Friends to Xbox LIVE .....	280
Enabling Facebook Sharing .....	281
Sharing and Discovering with Twitter .....	282
Signing Into Twitter .....	283
Getting a Handle on the Interface .....	284

Enlisting with Halo Waypoint .....	290
Downloading Halo Waypoint .....	291
Exploring the Halo Waypoint Interface .....	293
Going Mobile with Halo Waypoint .....	296

## 10

**Getting to Know Kinect .....** **299**

Unboxing Your Kinect .....	300
Kinect Sensor .....	300
Kinect Adventures! .....	301
Calibration Card .....	302
Power Supply .....	302
Setting Up Your Kinect .....	303
Clearing Your Play Space .....	304
Hooking Up Your Sensor and Console .....	305
Installing the Sensor Software .....	306
Setting Up Your Sensor .....	307
Playing for the First Time .....	307
Recalibrating Your Kinect .....	310
Getting into Kinect Adventures! .....	311
Understanding the Game Modes .....	312
Getting to Know the Minigames .....	313
Troubleshooting Problems .....	317
Sensor Doesn't Work Properly .....	317
Sensor Doesn't See You .....	318
Sensor Motors Don't Adjust Properly .....	318
Sensor Doesn't Hear You .....	319

## 11

**Using Kinect .....** **321**

Accessing Kinect on the Dashboard .....	321
Using Your Voice .....	322
Using Your Body .....	322
Navigating the Dashboard with Kinect .....	323
Controlling with Your Voice .....	323
Controlling with Gestures .....	324
Working with the Kinect Guide .....	325

Searching with Bing .....	326
Setting Up Your Kinect ID .....	326
Creating a Kinect ID .....	327
Changing or Removing Your Kinect ID .....	329
Optimizing with the Kinect Tuner .....	329
Using the Avatar Editor .....	330
Experimenting with Kinect Fun Labs .....	332
Getting Started .....	332
Playing with the Gadgets .....	336
Controlling the Media Services .....	336
Using Voice .....	338
Using Gestures .....	339
Chatting with Video Kinect .....	340
Setting Up Video Kinect .....	340
Controlling the Chat .....	341
Accepting a Video Chat Invitation .....	342
Chatting with Windows Live Messenger Friends .....	343
Finding Kinect Games .....	344
Getting Help with Your Kinect and Xbox 360 .....	346
<b>Index .....</b>	<b>349</b>

## About the Authors

**Bill Loguidice** is a top business, technology, staffing, and creative professional, a noted videogame historian and subject matter expert, and a critically acclaimed author. Bill is also the cofounder and managing director for the online publication, *Armchair Arcade*, one of *PC Magazine's* Top 100 Websites.

As a leading videogame and computer historian and collector, Bill personally owns and maintains more than 400 different systems from the 1970s to the present day, including a large volume of associated software, accessories, and literature. It is from these great resources and his sincere passion for the topic that Bill is often called upon to provide subject matter expertise to both public and private media interests.

Bill has coauthored numerous books, including *Vintage Games: An Insider Look at the History of Grand Theft Auto, Super Mario and the Most Influential Games of All Time*; *Wii Fitness For Dummies*; and *Motorola ATRIX For Dummies*. He is also a writer and producer on the feature film documentary from Lux Digital Pictures, *Gameplay: The Story of the Videogame Revolution*.

Website: [www.armchairarcade.com](http://www.armchairarcade.com)

**Christina Torster Loguidice** is a scientific, technical, and medical editor and writer. Over her publishing career, she has overseen numerous peer-reviewed medical journals and healthcare technology magazines, including *Surgical Rounds*, *Cardiology Review*, *Resident & Staff Physician*, *Oncology Net Guide*, and *OncNurse*. Christina is currently the editorial director of *Annals of Long-Term Care: Clinical Care and Aging*, which is a monthly peer-reviewed clinical journal that reaches healthcare professionals caring for individuals residing in long-term care facilities. She reports from several medical conventions annually.

Christina has always had a keen interest in technology and fitness and nutrition, and is the coauthor of *Wii Fitness For Dummies*. She enjoys working out in her home gym with her husband and using the virtual gyms afforded by various gaming platforms. Christina also holds an AFTA personal trainer certification.

## Dedication

*To our beautiful girls, Amelie and Olivia. Always know that we love you both more than anything!*

## Acknowledgments

Thanks as always to all our family (Ulla, Wolfgang, Jody, Bill, Brigitta, Alicia, and Rob) for their support, both direct and indirect. It's appreciated more than we can ever express. Thanks to our literary agent, Matt Wagner, for continuing to be a trusted partner. Last, but certainly not least, thanks to everyone at Pearson Education and Que for their extraordinary professionalism and assistance with this project, including Loretta Yates, Todd Brakke, Kristy Hart, Lori Lyons, Tim Barrett, Cindy Teeters, and Anne Jones.

## We Want to Hear from You!

As the reader of this book, *you* are our most important critic and commentator. We value your opinion and want to know what we're doing right, what we could do better, what areas you'd like to see us publish in, and any other words of wisdom you're willing to pass our way.

As an associate publisher for Que Publishing, I welcome your comments. You can email or write me directly to let me know what you did or didn't like about this book[md]as well as what we can do to make our books better.

*Please note that I cannot help you with technical problems related to the topic of this book. We do have a User Service group, however, where I will forward specific technical questions related to the book.*

When you write, please be sure to include this book's title and author as well as your name, email address, and phone number. I will carefully review your comments and share them with the author and editors who worked on the book.

Email: [feedback@quepublishing.com](mailto:feedback@quepublishing.com)

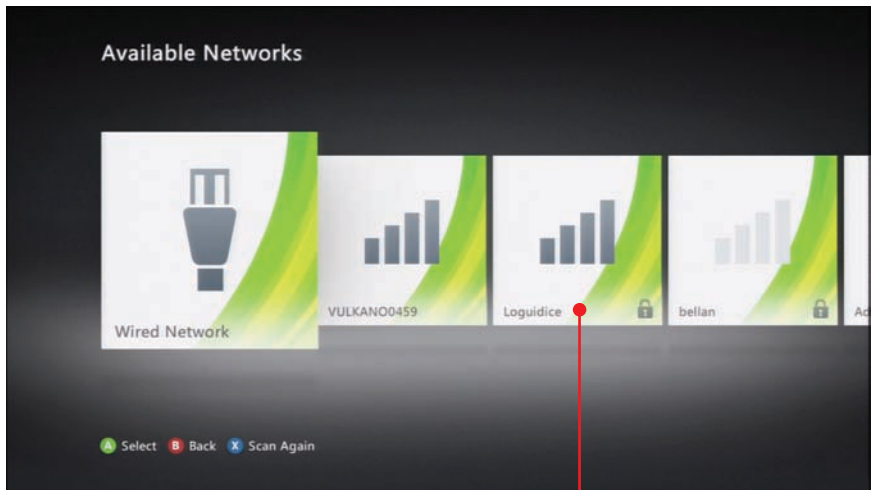
Mail: Greg Wiegand  
Associate Publisher  
Que Publishing  
800 East 96<sup>th</sup> Street  
Indianapolis, IN 46240 USA

## Reader Services

Visit our website and register this book at [quepublishing.com/register](http://quepublishing.com/register) for convenient access to any updates, downloads, or errata that might be available for this book.

*This page intentionally left blank*





Learn to connect your Xbox 360 via both wired and wire-less network connections, and learn the benefits of the various Xbox LIVE memberships.

In this chapter, you learn how to connect your console to the Internet, access Xbox LIVE, and make purchases through your console.

---

- Establishing a Wireless Connection
- Setting Up a Wired Connection
- Joining Xbox LIVE
- Understanding Xbox LIVE Memberships
- Understanding Microsoft Points

# 2

## Networking Your Xbox

To maximize your enjoyment of the Xbox 360, you need to hook it up to the Internet. You can achieve this via a wireless or wired connection. When your Xbox is networked, you can join Xbox LIVE, which enables you to connect with friends, download and play games, and have instant access to a substantial media library.

### Connecting to Your Home Network

Unlike its predecessors, the Xbox 360 4GB and 250GB have built-in wireless networking, enabling you to connect your console to your home network without needing to purchase a separate wireless networking adapter. If you prefer to establish a wired connection, which generally provides the fastest and most reliable connection, this is still an option, but you need to purchase an Ethernet cable.

If your home is not yet equipped with broadband Internet access, you should consider setting up a high-speed connection to tap the full potential of your console. After you decide

whether to set up a wireless or wired connection, see “Establishing a Wireless Connection” or “Establishing a Wired Connection,” respectively, to determine what you need to start. After you purchase the necessary items, refer to your network hardware’s instruction manual for guidance on setup. Although the process is generally straightforward, each manufacturer and system can have specific configuration and setup requirements, making coverage of such intricacies well beyond the scope of this book.

If you already have high-speed Internet access via DSL or a cable modem, networking your Xbox 360 takes just a few minutes as you’ll see in the following sections.

## Establishing a Wireless Connection

Xbox 360 supports 802.11b/g/n wireless networks. To establish a wireless network connection, you need three things: (1) a high-speed Internet connection (that is, cable modem or DSL service; satellite, 3G or 4G mobile connections, and dial-up services are either not recommended or supported); (2) a router, bridge, or wireless access point (WAP) compatible with Xbox LIVE (that is, any router, bridge, or WAP marked as “Compatible with Windows 7,” “Works with Windows Vista,” or “Certified for Windows Vista”); and (3) a minimum of 128MB of storage space on your console (if you plan to join Xbox LIVE).

Follow these steps to connect your Xbox 360 to your wireless network. You will not be able to continue past step 2 if you have an Ethernet cable connected, so if you wish to switch from wired to wireless, disconnect the cable first.

---

### Finding Network Hardware Compatible with Xbox LIVE

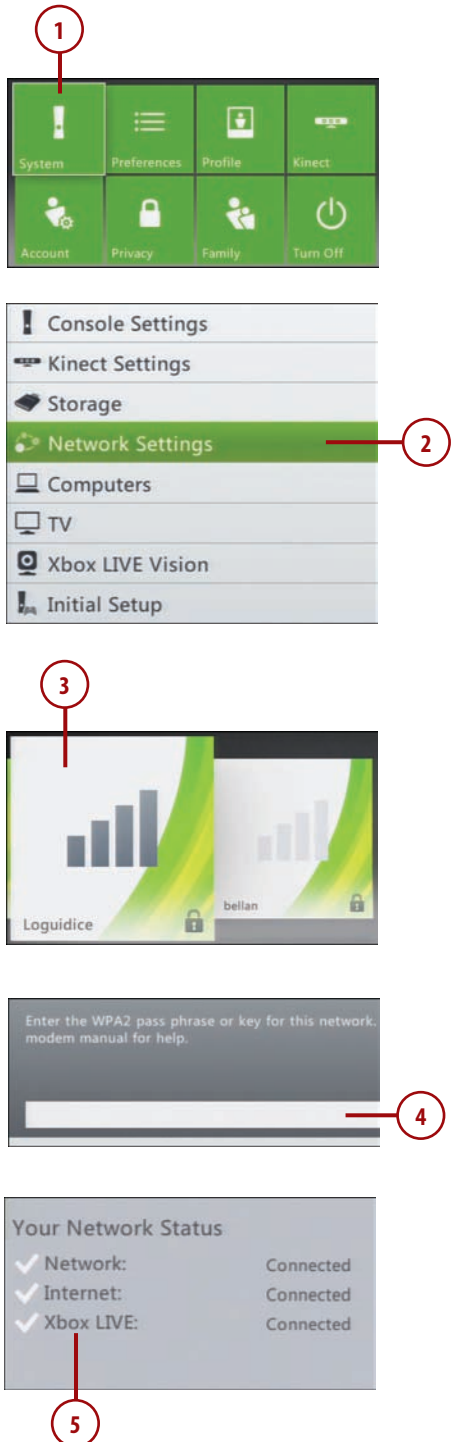
If you need to purchase network hardware to wirelessly connect to Xbox LIVE or want to upgrade your current hardware, you can find a list of compatible hardware at <http://support.xbox.com/en-us/xbox-live/get-started/connecting/network-hardware-compatible-xbox-live>.

---

1. Go to the Settings channel and select System from the menu.
2. Scroll to Network Settings and press A to select it.
3. Scroll to the wireless network you want to use and press A to select it. If your wireless network is password protected, proceed to the next step; otherwise, go to step 5.
4. At the Network security screen, enter your wireless network password and select Done.
5. When successfully connected, the Network settings screen appears and shows Network, Internet, and Xbox LIVE as Connected. Keep in mind that your console is not yet connected to Xbox LIVE, but the capability to access Xbox LIVE is now there should you want to join.

### Update Console Software

After step 5, you may receive a prompt to update your console software. If this occurs, select Yes and follow the onscreen prompts. For additional information on updating your console software, turn to “Updating Your Dashboard” in Chapter 1, “Getting Started.”



## LOOKING FOR A WIRELESS PERFORMANCE BOOST?

If you find your wireless connection to be sluggish, you can consider investing in a Powerline AV Network Kit. These easy-to-use devices enable you to create a high-speed network connection anywhere in your home via an adaptor that plugs directly into any electrical wall outlet. No need to run wires! Many brands are available. Visit online sites such as Amazon.com to read reviews and find the one that best suits your needs.

## Establishing a Wired Connection

To establish a wired connection, you need four things: (1) a high-speed Internet connection (that is, cable modem or DSL service; satellite, 3G or 4G mobile connections, and dial-up services are either not recommended or supported); (2) a router and modem compatible with Xbox LIVE (that is, any routers or modems marked as “Compatible with Windows 7,” “Works with Windows Vista,” or “Certified for Windows Vista”); (3) an Ethernet cable, which must be purchased separately; and (4) a minimum of 128MB of storage space on your console (if you plan to join Xbox LIVE).

Follow these steps to get your Xbox 360 wired to your home network.

---

### The Long and Short of Ethernet Cables

Ethernet cables enable high-speed wired Internet connections. Be sure the Ethernet cable that you purchase is a CAT-5, CAT-5e, or Cat-6 and the appropriate length. The cable needs to reach from the back of your console to your network port or router. Many lengths are available, so you should have no trouble finding one that meets your needs. Amazon.com tends to have the best deal on cables, and it can be useful to read customer reviews before purchase.

---

## Making the Hardware Connections

Before you can connect your Xbox 360 to your wired home network, you have to connect your console to your network port or router (or modem) via the Ethernet cable. Because both ends of the cable are the same, this is a breeze.

**A typical Ethernet cable, with both end connectors the same**



1. Plug one end of the Ethernet cable into a network port or port on your router. If your Xbox is the sole device on your home network, you can plug it directly into the modem.



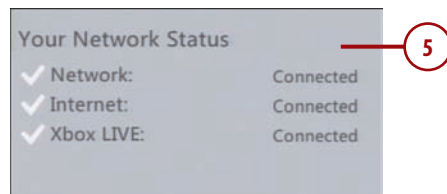
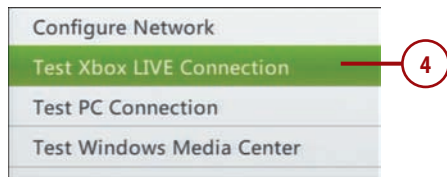

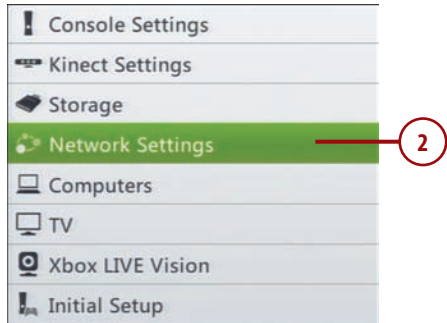
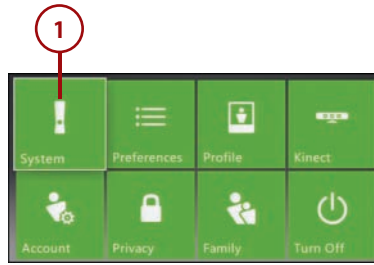
2. Plug the other end of the Ethernet cable into the back of your Xbox 360.



## Testing Your Connection

After the hardware connections are established, you have to test your connection.

1. Go to System under the Settings channel and press A to select it.
2. Scroll to Network Settings and press A to select it.
3. On the Available Networks screen, select Wired Network.
4. On the Network Settings screen, select Test Xbox LIVE Connection.
5. When successfully connected, the Network settings screen appears and shows Network, Internet, and Xbox LIVE as Connected. Keep in mind that your console is not yet connected to Xbox LIVE, but the capability to access Xbox LIVE is now there should you want to join.



## Examining Xbox LIVE

Xbox LIVE is a service offered by Microsoft Corporation that enables online multiplayer gaming and access to various digital media. It was first made available in 2002 and has evolved considerably since then, with new features added regularly, including extension of the service to other platforms, such as Windows Phone and Windows 8. It is available as a free service and as a subscription-based service. Joining Xbox LIVE is crucial to getting the most out of your console.

### Understanding Xbox LIVE Memberships

The Xbox LIVE free service is known as Xbox LIVE Free (it was previously known as Xbox LIVE Silver), whereas the paid service is known as Xbox LIVE Gold. The latter offers access to considerably more services, as demonstrated in the following table, which compares select features. There is also a Family Pack option, which provides four Xbox LIVE Gold memberships so an entire household can enjoy the extra benefits at a reduced cost. In addition, the Family Pack enables you to gift point allowances to family members, view reports about your family's Xbox LIVE activities, and receive occasional discounts on family-friendly games.

Although an Xbox LIVE Gold membership makes more features and services accessible to you on your Xbox 360, many of these have additional requirements (for example, a Netflix subscription to access Netflix content). In addition, much of the digital content on the Xbox LIVE Marketplace is not free. For example, the only downloadable games generally free are ad-supported games. Making purchases from the Xbox LIVE Marketplace requires purchasing Microsoft Points. See "Understanding Microsoft Points" later in this chapter.

#### COMPARISON OF SELECT FEATURES AND SERVICES OFFERED BY XBOX LIVE FREE VERSUS XBOX LIVE GOLD\*

Feature	Xbox LIVE Free	Xbox LIVE Gold	Additional Requirements
Avatar creation and customization	Yes	Yes	None
Downloadable content	Yes	Yes	None
Family Settings	Yes	Yes	None
Free demos and game previews	Yes	Yes	None
Game Room	Yes	Yes	None



## COMPARISON OF SELECT FEATURES AND SERVICES OFFERED BY XBOX LIVE FREE VERSUS XBOX LIVE GOLD\* *CONTINUED*

<b>Feature</b>	<b>Xbox LIVE Free</b>	<b>Xbox LIVE Gold</b>	<b>Additional Requirements</b>
MSN access	Yes	Yes	None
Roaming profiles	Yes	Yes	None
Text with friends	Yes	Yes	None
Kinect Fun Labs	Yes	Yes	Kinect
Voice chat	Yes	Yes	Headset or Kinect
Xbox LIVE arcade access	Yes	Yes	None
Zune video	Yes	Yes	Microsoft Points
Avatar Kinect	No	Yes	Kinect
Cloud Storage	No	Yes	None
ESPN access	No	Yes	ESPN3-affiliated ISP
Facebook access	No	Yes	Facebook account
Halo Waypoint	No	Yes	None
Hulu Plus access	No	Yes	Hulu Plus account
iHeartRadio access	No	Yes	None
IPTV access	No	Yes	IPTV account
Last.fm access	No	Yes	Last.fm account
Netflix access	No	Yes	Netflix account
Online Multiplayer Gaming	No	Yes	None
Party chat	No	Yes	Headset or Kinect
Skype access	No	Yes	Headset or Kinect and Skype account
Twitter access	No	Yes	Twitter account
Video Kinect	No	Yes	Kinect
YouTube access	No	Yes	YouTube account
Zune music	No	Yes	Zune Pass

*\*Microsoft is continually updating and adding services, so more services will be available than are outlined here.*

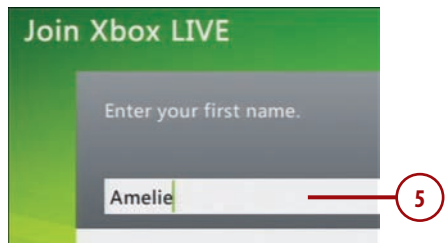
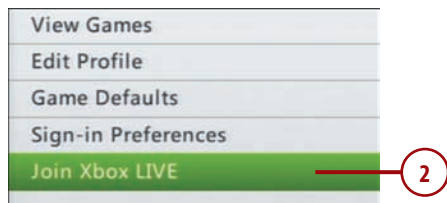
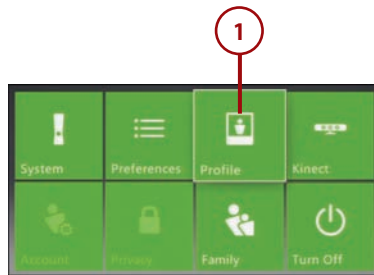
## Save on Xbox LIVE Gold Membership

You can purchase an Xbox LIVE Gold membership directly through your Xbox, but you can likely save some money if you shop around. Check other retailers before you buy, such as game stores and online retailers. At Amazon.com, for instance, you can opt to purchase a card that contains a code that gives you access to Xbox LIVE for a certain amount of time, or you can opt to receive the code via email after you make your payment. If using a third-party retailer, be sure to use one that is reputable, especially if you opt to receive your code electronically.

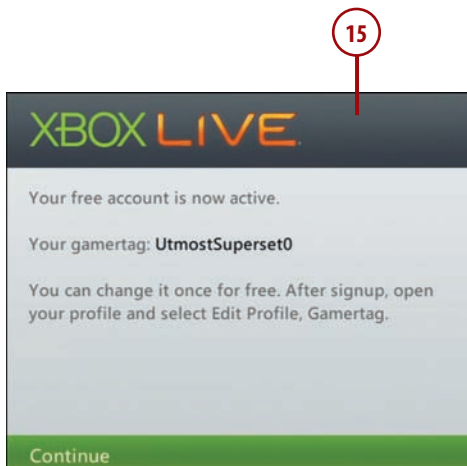
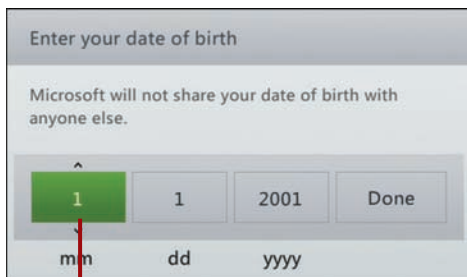
## Joining Xbox LIVE

When you know which Xbox LIVE membership you want, you can set up your Xbox LIVE account. Follow these steps to get your Xbox LIVE membership.

1. Go to Profile under the Settings channel, and press A to select it.
2. Select Join Xbox LIVE.
3. At the Exit Session screen, select Yes.
4. At the Welcome to Xbox LIVE screen, press A to continue.
5. At the first Join Xbox LIVE screen, enter your first name, scroll to Done, and press A to proceed.
6. Enter your email address, scroll to Done, and press A to proceed.
7. Enter your password, scroll to Done, and press A to proceed.
8. Enter your password again to confirm it, scroll to Done, and press A to proceed.



9. At the Secret Question screen, select the question you would like to answer should you need to have your password re-sent to you in the future. After you enter your answer, scroll to Done, and press A to proceed.
10. At the Account Protection screen, select and enter either an SMS number or alternate email address. If you do not want to have an alternate way to verify your identity, press X to skip.
11. Enter your date of birth, and press A to continue.
12. Press A to proceed after you confirm your information. If you need to change anything, select any line to edit and press A to continue.
13. At Your current privacy settings screen, press A to continue.
14. At the Terms and preferences screen, select Accept and press A to continue.
15. After your Xbox LIVE Free account is created, the Congratulations! screen appears, which includes a preassigned Gamertag that can be changed once for free. Press A to continue.
16. At the Xbox LIVE Gold screen, press A to Continue.



17. At the Xbox LIVE Gold Memberships screen, select the membership option you would like, and press A to continue. Select Upgrade Later if you are happy with Xbox LIVE Free membership.

### Upgrade Later

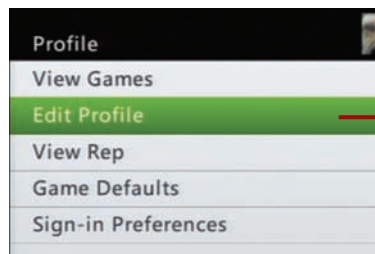
Even if you want to upgrade to Xbox LIVE Gold, you may want to select Upgrade Later. Microsoft has various offers, so sometimes selecting Upgrade Later automatically gives you a free trial to Xbox LIVE Gold. If no such offer is available, you can always go back and upgrade your membership.



### Changing Your Preassigned Gamertag

A Gamertag is your username on Xbox LIVE and other platforms, including Windows Phone and Games for Windows LIVE. Because it identifies your profile on Xbox LIVE and is the method people use to locate you on Xbox LIVE, you may want to customize it.

1. Go to Profile under the Settings channel, and press A to select it.
2. Scroll down to Edit Profile and press A.
3. Press A to select Gamertag.



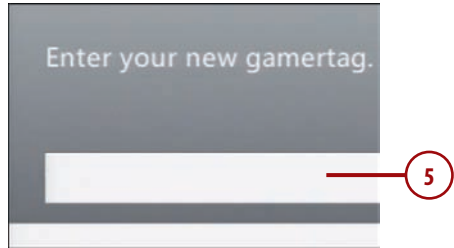
4. At the Change Gamertag screen, select Enter a New Gamertag to pick your own. You can also choose Get Suggestions if you want to see some available options to select or edit.
5. At the Change Gamertag screen, enter a new Gamertag, scroll to Done, and press A to continue.
6. After you input an available Gamertag, a second Change Gamertag screen appears. If you are happy with your moniker, select Yes, use this gamertag. Confirm the change.

---

### Name Changes

Choose your Gamertag carefully because you can edit it only once for free. Future name changes cost you 800 points.

---



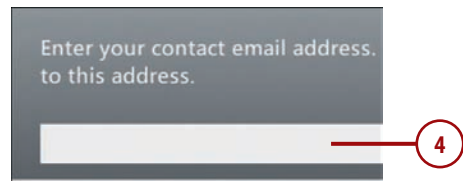
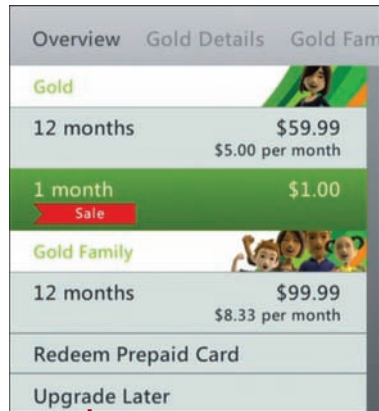
## Paying for Xbox LIVE Gold Membership with a Credit Card

If you decide to pay for Xbox LIVE Gold membership, follow these steps:

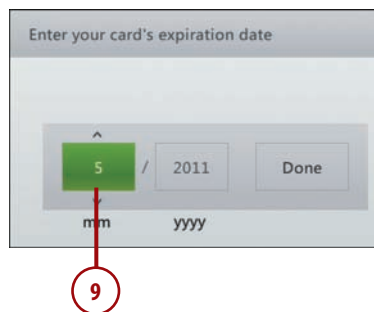
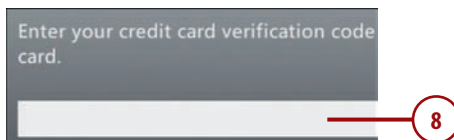
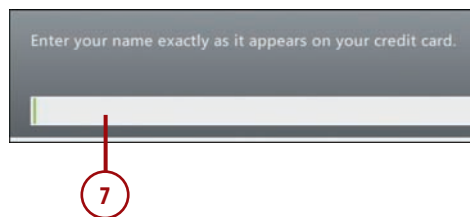
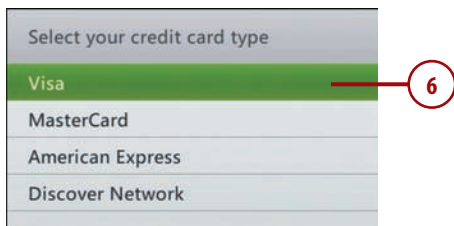
1. Follow steps 1 through 16 under “Joining Xbox LIVE.”
2. At the Xbox LIVE Gold Memberships screen, select one of the paid options, and press A to continue.
3. At the first Billing Info screen, enter your first name, scroll to Done, and press A to continue.
4. Enter your last name, phone number, and email address on their respective screens, scrolling to Done, and pressing A to continue after each.

### Registering a Payment Type for the First Time

You can purchase Xbox LIVE Gold membership directly through your console, but if your credit card information is not already in the system, this can be time-consuming. To speed up purchasing your Gold membership and avoid having to go through countless screens, log into your Xbox LIVE account through your computer at [www.xbox.com](http://www.xbox.com) and select My Account, which appears on the top right of the screen or directly under your avatar when you select Social from the top navigation bar. Choose Manage Payment Options and input your information. You can also add PayPal as a payment option. For more on this, see “Paying for Purchases with PayPal” later in this chapter.



5. At the Select Payment Option screen, select Credit Card and press A to continue.
6. At the first Credit Card Info screen, select your credit card type, and press A to continue.
7. Enter your name as it appears on your credit card, scroll to Done, and press A to continue.
8. Enter your credit card's expiration date, scroll to Done, and press A to continue.
9. Enter your credit card number and its verification code, scrolling to Done, and pressing A to continue after you enter them.
10. At the Credit Card Confirmation screen, press A to continue after you verify your information. If anything needs to be corrected, press B to go back to previous screens.



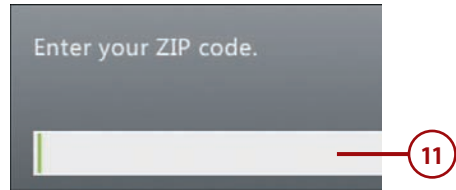
11. At each of the Billing Address screens, enter the requested information: address, city, state, and zip code, scrolling to Done, and pressing A to continue for each screen.
12. Press A after confirming your information. If anything needs to be corrected, press B to go back.
13. At the Xbox LIVE Gold Memberships screen, select Confirm Purchase. If you decide you don't want the Xbox LIVE Gold membership, select Cancel.

---

### Avoid Automatic Renewals

When you purchase Xbox LIVE Gold membership through your Xbox, it automatically renews until you cancel it. If you receive a promotional deal, it is only good for the initial trial. Upon renewal, you will be charged whatever the going price is for the option that you initially selected. If you want to avoid automatic renewals, purchase a card or code for Xbox LIVE Gold membership from other retailers instead of paying for it through your console with a credit card.

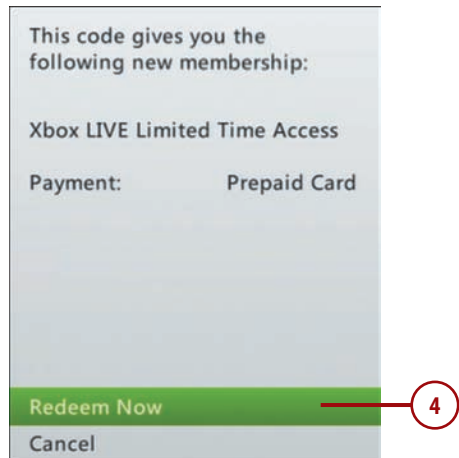
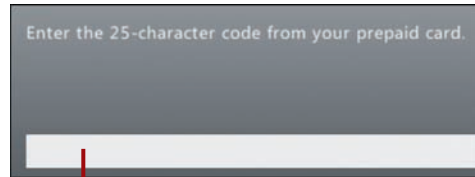
---





## Redeeming a Prepaid Card

1. Follow steps 1 through 16 under “Joining Xbox LIVE.”
2. At the Xbox LIVE Gold Membership screen, select Redeem Prepaid Card.
3. At the Redeem Code screen, enter the 25-character code from your prepaid card (do not include spaces or hyphens; hyphens appear automatically), scroll to Done, and press A to continue.
4. At the Confirm screen, make sure Redeem Now is selected, and press A to continue.



## Understanding Microsoft Points

Microsoft Points are the currency that you use to purchase digital content from the Xbox LIVE Marketplace. This digital content includes games, game add-ons, accessories for your avatar, and videos. You can buy Points directly through your Xbox 360 or from other retailers. As of this writing, if you purchase these Points directly through your Xbox 360, you can buy as few as 400 Points (\$4.99) or as many as 6,000 Points (\$74.99). Third-party retailers generally sell prepaid cards that contain 1,600 or 4,000 Microsoft Points. Some retailers allow you to opt to receive the code to redeem your Microsoft Points immediately upon purchase via email, rather than having to wait for the card with the code to arrive in the mail; however, some delays in accessing codes have still been reported with this option.

Points that are purchased do not expire, but if you are awarded Points through promotions, these can have expiration dates. However, when you use your Points to make a purchase, Xbox LIVE automatically uses those with the nearest expiration date.

## It's Not All Good

### Buyer Beware

If you opt to receive your Microsoft Points code electronically from a third-party retailer, be sure to buy only from a reputable company. There have been reports of individuals receiving bogus codes from some online retailers.

### Adding Microsoft Points to Your Account

Follow these steps to add Microsoft Points to your account.

1. Select Account from the Settings channel.
2. Go to the Account Management blade, select Add Microsoft Points, and press A to continue.
3. At the Add Microsoft Points screen, select the number of points that you want to add and press A to continue.
4. At the Points Purchase screen, select Confirm Purchase. If you do not yet have a credit card or PayPal tied to your account, Xbox LIVE prompts you for your billing information.



2



## It's Not All Good

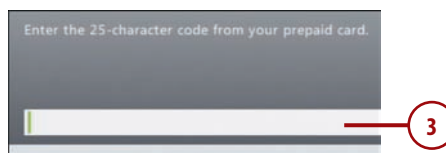
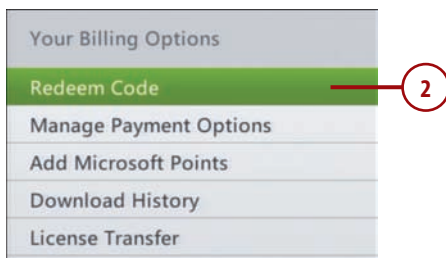
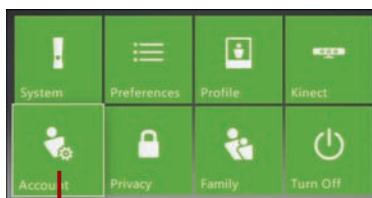
There have been two major criticisms regarding the need to purchase Microsoft Points to buy digital content from the Xbox LIVE Marketplace or the Games for Windows – LIVE Marketplace. First, Microsoft Points must be purchased in blocks, so you almost always have to buy more points than you immediately need. Second, using Points insulates you from the true costs of the products you are purchasing because Points simply do not feel like currency to most people; however, approximately 80 Points is equivalent to \$1.00.

There are several Xbox LIVE Points Converters on the Web. You can find a particularly good one at <http://thewrongadvice.com/2007/03/05/xbox-live-points-converter>. This calculator enables you to convert points to dollars and vice versa between six different currencies.

### Redeeming Codes

Follow these steps to redeem your Microsoft Points via a code.

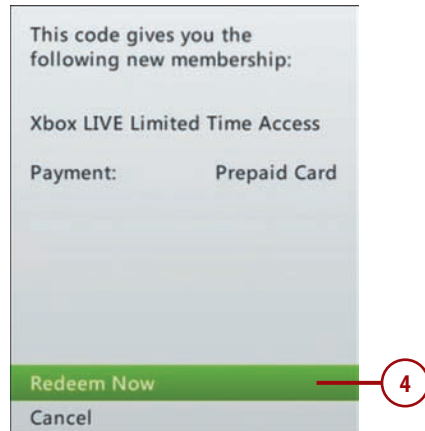
1. Go to the Settings channel and select Account.
2. At the Account Management screen, select Redeem Code.
3. At the Redeem Code screen, enter the 25-character code from your prepaid card, scroll to Done, and press A to select.



- At the Confirm screen, make sure Redeem Now is selected, and press A to continue.

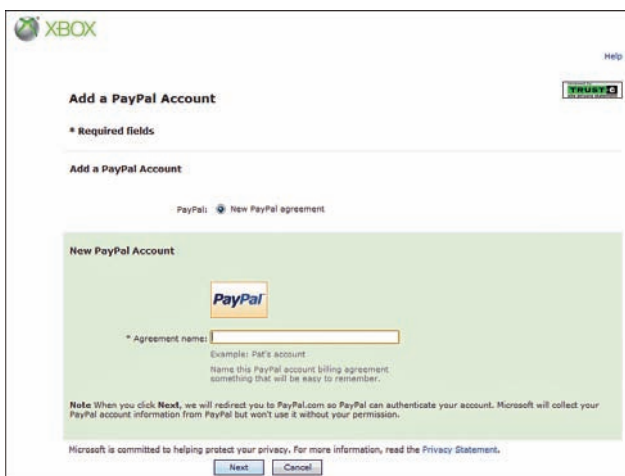
### Add Microsoft Points

From the Account Management screen, you can also opt to Add Microsoft Points. The same steps apply as outlined in “Adding Microsoft Points to Your Account.”



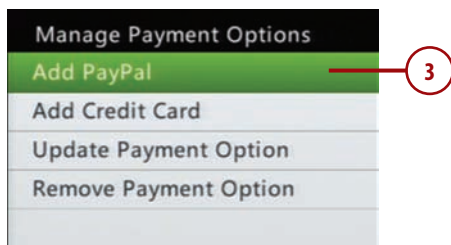
## Paying for Purchases with PayPal

PayPal is a free service that enables you to securely make payments and transfer money over the Internet. When you sign up for a PayPal account, you link your checking or savings account, or debit or credit card, to PayPal. You can also add money to your PayPal account via MoneyPak, which works like a cash top-up card.



When you have a PayPal account, which can be set up at [www.paypal.com](http://www.paypal.com), you can link your Xbox LIVE account to your PayPal account, giving you another means to make purchases through your console. To link your PayPal account to your Xbox LIVE account, go to [www.xbox.com/paypal](http://www.xbox.com/paypal) and follow the instructions. You can also add your PayPal account directly on your Xbox by following these steps.

1. Go to the Settings channel and select Account.
2. At the Account Management screen, select Manage Payment Options.
3. From the Manage Payment Options screen, select Add PayPal.
4. Enter your email address and password, then select Next.
5. Select Accept to authorize PayPal as a payment method. You now see that your PayPal account is ready to use.



## Accessing Xbox LIVE Anywhere

LIVE Anywhere is a concept by Microsoft to bring Xbox LIVE features and services to a variety of platforms, promoting cross-platform communication while allowing users to maintain a unified identity through one Gamertag. Currently, besides the Xbox 360, the other two platforms actively using the LIVE concept are Games for Windows – LIVE and Windows Phone.

Because Games for Windows – LIVE and Xbox LIVE connect to the same service, you need only one account to access the features offered by each one, such as multiplayer gaming, voice chat, text chat, and achievements. You can also use the same pool of Microsoft Points to make purchases on the Games for Windows – LIVE Marketplace, which even includes some online multiplayer titles that enable PC gamers to play against Xbox 360 gamers.

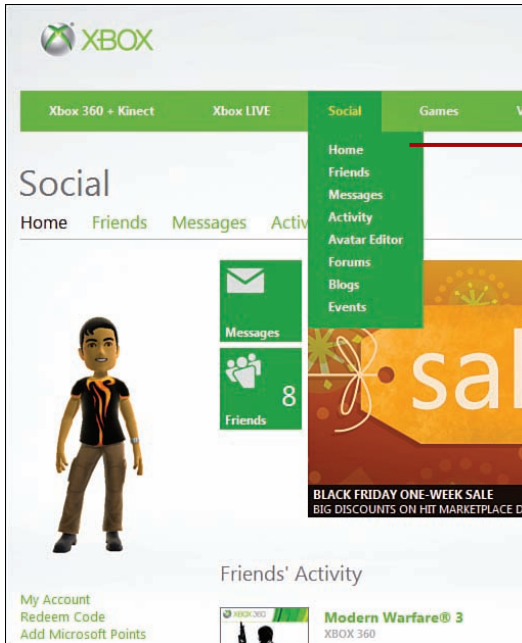
Through Windows Phone, you can connect and play games with your friends, regardless of your geographic location. The phone uses your Xbox LIVE avatar and gamer profile to keep track of your scores and wins. It also enables you to see which of your friends are online and what they are up to on their consoles, PCs, or Windows Phones.

**If you're a Windows Phone owner, you have access to all of your Xbox LIVE information on the go.**



## Connecting to Your Xbox on the Web

Xbox LIVE members can access their account information on the Web at any time by logging into Xbox LIVE at [www.xbox.com](http://www.xbox.com). When logged in, you can keep track of your friends, monitor your achievements, edit your avatar, queue games to download to your Xbox 360, send and receive messages, redeem Microsoft Points, and more.

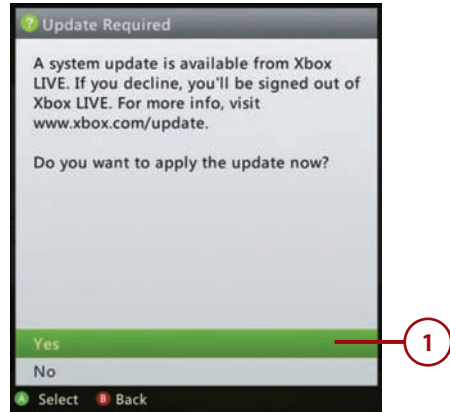


Accessing your Xbox LIVE information from the Web is just as feature rich as accessing it from your console.

## Understanding Updates

The Xbox 360 console software is periodically updated, providing you with new features and services. Having your console connected to Xbox LIVE ensures you always have the latest console software, as you are automatically prompted to update your software when an update becomes available. Turn to Chapter 1 for more information on updating your dashboard.

1. When an Update Required screen pops up, scroll up to Yes, and press A to select it.
2. When the Update in Progress screen disappears, your console may restart, and you are good to go.





# Index

## A

- A button, 22, 232
- accepting
  - friend requests, 244
  - party invitations, 255-256
  - video chat invitations, 342-343
- accessing
  - download queue, 154
  - Kinect
    - by voice, 322
    - by waving, 322
    - on dashboard, 321
  - received messages, 259
  - Xbox LIVE Anywhere, 64-66
- accessories, 97
  - arcade sticks, 104
  - Big Button Pads, 104
  - controllers
    - wired controllers, 98
    - wireless controllers, 99
  - keyboards, 100
  - media remotes, 101
  - racing wheels, 102
  - rhythm game controllers, 103
  - Xbox LIVEVision, 105
- Account Management
  - pass codes, 123
  - privacy settings, 124-125
- accounts
  - Account Management
    - pass codes, 123
    - privacy settings, 124-125
  - Zune accounts, 218-219
- achievements, 116-119, 281-282
- activating iHeartRadio, 228
- add-ons and extras (games), 171-174
- Add-Ons section (Game Marketplace), 148
- adding
  - Facebook friends to Xbox LIVE, 280
  - favorites in ESPN app, 202
- Adventure mode (Kinect Adventures!), 312
- AirMusic, 214
- Alan Wake*, 159
- Apps channel, 94
- Arcade Games, 155-158
- arcade sticks, 104
- aspect ratios, 181
- attaching
  - hard drive, 33
  - USB flash drive, 34-35
- audio video port, 6
- Auto video display mode, 181

automatic Xbox LIVE membership renewals, 59

auxiliary port, 6

AV port, 6

Avatar Editor, 330-331

*The Avatar Legends*, 165

Avatar Marketplace, 80-81

avatars, 73, 115, 121

Avatar Editor, 330-331

Avatar Marketplace, 80-81

awards, 82

changing

*editing online*, 75

*features*, 75-77

*style*, 78-79

choosing new avatar, 86

Gamer Picture, 83-85

gear, 172

selecting base avatar, 74

avoiding automatic Xbox LIVE membership renewals, 59

awards, 82

## B

B button, 22, 232

Back button, 23, 232

background music

playing, 213

restoring in-game background music, 214

backward compatibility with original Xbox, 176

base avatar, selecting, 74

batteries

battery pack, 23

inserting into

controller, 20

beacons

removing, 265

reposting, 264

setting, 262-264

Big Button Pads, 104

Bing, 91, 140-142, 326

blocking content. *See* Family settings

bookmarking favorite tweets, 288-289

*Borderlands*, 160

*Braid*, 155

bumpers (controller), 23

button controls

for Facebook, 274

for video, 179-180

buttons (controller), 22-23

buttons (headset), 32

buying

in Zune Video

Marketplace, 187-188

older Xbox 360

consoles, 5

## C

cables

component HDAV cables, 11, 16

composite AV cables, 7, 10, 14-15

Ethernet cables, 48

hard drive transfer cable, 38-39

HDMI cables, 12, 18

optical audio cables, 12, 18

S-Video AV cable, 10, 15

VGA HDAV cable, 11, 17

calibration card (Kinect),

302, 310-311

cameras, Xbox

LIVE Vision, 105

*Castle Crashers*, 156

categories in Zune, 183-186

CDs

playing, 233-234

ripping, 235-236

updating dashboard with, 43

changing. *See also* personalization

Gamertags, 55-56, 117, 120

KinectID, 329

theme, 116

channels

Apps, 94

Bing, 91

Games, 93, 145-146

*add-ons and extras*, 171-174

*Arcade Games*, 155-158

*backward compatibility with original Xbox*, 176

*content licenses, transferring to new console*, 177

*demos*, 169-171

*download queue, accessing*, 154

*Game Marketplace*, 146-154

*Gamer Points*, 175

*Games on Demand*, 158-162

*Indie Games*, 162-165

*My Games*, 174-176

*Xbox Originals*, 166-169

Home, 91

Music, 93

*iHeartRadio*, 227-232

*Last.fm*, 222-227

*music library*, 232

*playing CDs*, 233-234

*playing music*, 211-214

*ripping CDs*, 235-236

*Zune*, 215-221

Settings, 94, 118-120

Social. *See* Social channel

TV, 92

Video, 92

charge port, 23

chat, 266-268

party chat, 267-268

private chat, 266-267

- Video Kinect chat
    - accepting video chat invitations, 342-343*
    - chatting with Windows Live Messenger friends, 343*
    - controlling, 341*
    - setting up, 340*
  - Child of Eden, 344*
  - children, filtering content for, 134
    - explicit content, 137
    - Family Timer, 137-138
    - game exceptions, 136
    - game ratings, 136
    - movie ratings, 137
    - parental controls, 134-136
    - TV ratings, 137
    - unrated content, 137
    - Xbox LIVE access, 138
    - Xbox LIVE membership creation, 139
  - choosing new avatar, 86
  - Civilization Revolution, 160*
  - clearing play space (Kinect), 304
  - clothing on avatar, changing, 78-79
  - cloud storage, 142-143
  - connect button, 6
  - comparing games, 261
  - component HDAV cables, 11, 16
  - composite AV cables, 7, 10, 14-15
  - computer settings, 140
  - connect button, 23
  - connecting
    - headset, 31-32
    - Kinect sensor and console, 305-306
    - to networks, 45-46
      - wired connections, 48-50*
      - wireless connections, 46-47*
  - storage
    - hard drive, 33*
    - USB flash drive, 34-35*
  - Xbox to TV, 18-19
    - component HDAV cable, 16*
    - composite AV cables, 14-15*
    - controller, 20-23*
    - HDMI cable, 18*
    - optical audio cable, 18*
    - overview, 10-14*
    - power cord, 19*
    - powering on for first time, 24-29*
    - S-Video AV cable, 15*
    - VGA HDAV cable, 17*
  - console
    - components, 6-7
    - connecting to TV, 18-19
      - component HDAV cable, 16*
      - composite AV cables, 14-15*
      - controller, 20-23*
      - HDMI cable, 18*
      - optical audio cable, 18*
      - overview, 10-14*
      - power cord, 19*
      - powering on for first time, 24-29*
      - S-Video AV cable, 15*
      - VGA HDAV cable, 17*
    - content licenses, transferring to new console, 177
    - positioning, 9
    - system settings, 140
    - transferring content between
      - with hard drive transfer cable, 38-39*
      - with USB flash drive, 36-37*
  - content controls, 134-136
  - content licenses, transferring to new console, 177
  - content, blocking. *See* Family settings
  - controller
    - buttons and controls, 22-23
    - connecting, 20-22
    - inserting batteries, 20
    - playing music with, 211-212
    - setting up, 20-21
    - wired controllers, 98
    - wireless controllers, 99
  - cooling vent, 6
  - copying games from hard drive, 112-113
  - Crash Bandicoot: The Wrath of Cortex, 166*
  - credit card, paying for Xbox LIVE Gold membership with, 57-59
  - customization. *See* personalization
- ## D
- D-pad, 23, 232, 287
  - Dailymotion (video app), 203
  - Dance Central 2, 344*
  - dashboard
    - accessing Kinect from, 321
    - Apps channel, 94
    - Bing channel, 91
    - buttons and controls, 90-91
    - Games channel, 93-95
    - Home channel, 91
    - Marketplace Blade, 96
    - Media Blade, 96
    - Music channel, 93
    - navigating with Kinect
      - gestures, 324*
      - voice control, 323*
    - Profile Blade, 95
    - Settings channel, 94, 97
    - Social channel, 92
    - TV Channel, 92

- updating, 39, 67
  - via Xbox LIVE, 40
  - with CD or DVD, 43
  - with USB flash drive, 41-42
- Video channel, 92
- Xbox Guide, 94
- Dead Rising 2*, 161
- deleting
  - gamer profiles, 89-90
  - games from hard drive
    - multiple games, 112-113
    - single games, 111
  - photos from Kinect, 312
- demos, 169
  - downloading, 170-171
  - size of, 171
- Demos section (Game Marketplace), 148
- directional pad, 23
- disabling photo capture from Kinect, 312
- disc tray, 6
- discs
  - inserting/removing, 30
  - installing disc games onto flash drive, 110
  - installing disc games onto hard drive, 109-111
  - manually ejecting, 30
  - playing, 108-109
- Dislike button
  - iHeartRadio, 231
  - Last.fm, 226
- display modes for video, 180-181
- displaying. *See* viewing
- Doritos Crash Course, 158
- download queue, accessing, 154
- downloading
  - demos, 170-171
  - ESPN app, 200
  - Halo Waypoint, 291, 293
  - Hulu Plus app, 192-193
  - iHeartRadio, 227
  - Kinect FunLabs, 332-333
  - Netflix app, 188-189
  - YouTube app, 195-196
  - Zune, 182
- Dreamfall: The Longest Journey*, 167
- DVDs
  - playing, 206-208
  - updating dashboard with, 43

---

## E

- Edit Profile option, 120
- editing avatars online, 75
- eject button, 6
- ejecting discs, 30
- enabling. *See* turning on
- Epix (video app), 203
- ESPN, 199-200, 337
  - adding favorites, 202
  - downloading app, 200
  - navigation options, 200-202
- Ethernet cables, 48
- Ethernet port, 6
- explicit content, blocking, 137
- Extras section (Game Marketplace), 148

---

## F

- Facebook, 272
  - adding friends to Xbox LIVE, 280
  - button controls, 274
  - enabling Facebook Sharing, 281-282
  - Halo on, 296
  - launching slideshow, 278-279
  - menus, 274-277
  - setting up, 272-273
  - updating status, 277-278
- Family settings, 134
  - explicit content, 137
  - Family Timer, 137-138
  - game exceptions, 136
  - game ratings, 136
  - movie ratings, 137
  - parental controls, 134-136
  - TV ratings, 137
  - unrated content, 137
  - Xbox LIVE access, 138
  - Xbox LIVE membership creation, 139
- Family Timer, 137-138
- Favorite option (Last.fm), 226
- favorites
  - adding in ESPN app, 202
  - favorite tweets, 288-289
- Featured section
  - Game Marketplace, 147
  - iHeartRadio, 230
- features of avatar, changing, 75-77
- finding Kinect games, 344-346
- flash drive, installing games on, 110
- following people in Twitter, 286
- formats for video files, 205
- Fortress Craft Chapter 1*, 163
- Free membership (Xbox LIVE), 51-52
- Free Play mode (Kinect Adventures!), 313
- friend requests
  - accepting, 244
  - adding voice mail to, 242
  - managing, 243-244
  - sending, 240-242
- friends, 240
  - chatting with, 266-268
    - party chat, 267-268
    - private chat, 266-267
    - Windows Live Messenger friends, 343
  - comparing games with, 261

Facebook friends, adding to Xbox LIVE, 280  
 friend requests  
   *accepting*, 244  
   *adding voice mail to*, 242  
   *managing*, 243-244  
   *sending*, 240-242  
 Gamer Profiles, displaying, 248-250  
 Gamercard, displaying, 248-250  
 inviting to games, 254-255  
 inviting to Xbox LIVE parties, 253-254  
 removing, 245  
 sending messages to, 257-258  
 viewing, 246-247  
 Friends menu, 276  
 Fruit Ninja Kinect, 345  
 Full-screen video display mode, 181

## G

Gadgets, 336  
 Game Defaults, 122  
 game discs  
   installing disc games onto flash drive, 110  
   installing disc games onto hard drive, 109-111  
   playing, 108-109  
 game exceptions, 136  
 game hubs, 173  
 Game Marketplace, 146-148  
   Add-Ons section, 148  
   Demos section, 148  
   download queue, accessing, 154  
   Extras section, 148  
   Featured section, 147  
   Games section, 147  
   navigating, 151  
   Picks section, 147  
   purchasing selections, 151-154  
   searching, 149-150  
 Game Mode (TV), 19  
 game ratings, 136  
 Gamer Pictures, 83-85, 121  
 Gamer Points, 175  
 Gamer Profiles, 248-250  
 Gamer Stations (Last.fm), 225  
 Gamer Zone, 121  
 Gamercards, 248-250  
 Gamertag, 87  
   changing, 55-56, 117, 120  
   recovering from Xbox LIVE, 88-89  
 games. *See also*  
   Games channel  
     add-ons and extras (games), 171-174  
     *Alan Wake*, 159  
     Arcade Games, 155-158  
     *The Avatar Legends*, 165  
     backward compatibility with original Xbox, 176  
     *Borderlands*, 160  
     *Braid*, 155  
     *Castle Crashers*, 156  
     *Child of Eden*, 344  
     *Civilization Revolution*, 160  
     content licenses, transferring to new console, 177  
     copying from hard drive, 112-113  
     *Crash Bandicoot: The Wrath of Cortex*, 166  
     *Dance Central 2*, 344  
     *Dead Rising 2*, 161  
     deleting from hard drive  
       *multiple games*, 112-113  
       *single games*, 111  
     demos, 169  
       *downloading*, 170-171  
       *size of*, 171  
     *Doritos Crash Course*, 158  
     download queue, accessing, 154  
     *Dreamfall: The Longest Journey*, 167  
     *Fortress Craft Chapter 1*, 163  
     *Fruit Ninja Kinect*, 345  
     Gamer Points, 175  
     Games on Demand, 158-162  
     *Grabbed by the Ghoulies*, 168  
     *The Gunstringer*, 346  
     Halo Waypoint. *See* Halo Waypoint  
     *IMAEDAGAM3 WITH ZOMBIES1NIT!!!1*, 164  
     Indie Games, 162-165  
     installing  
       *on flash drive*, 110  
       *on hard drive*, 109-111  
     inviting friends to, 254-255  
     *Jade Empire*, 168  
     Kinect Adventures!, 301, 311  
       *20,000 Leaks mini-game*, 313  
       *deleting photos*, 312  
       *game modes*, 312-313  
       *Rally Ball mini-game*, 315  
       *Reflex Ridge mini-game*, 316  
       *River Rush mini-game*, 314  
       *Space Pop mini-game*, 316  
     Kinect games, 344-346  
     *Kinectimals*, 345  
     *Lumi*, 164  
     moving from hard drive, 112-113  
     My Games, 174-176  
     *Pac-Man Championship Edition Dx*, 156  
     *Peggle*, 157  
     playing, 307-309  
     purchasing from Game Marketplace, 151-154  
     searching for in Game Marketplace, 149-150

- Sid Meier's Pirates*, 169
  - Uno*, 158
  - Viva Piñata*, 162
  - What The ?! Party Trivia Game*, 165
  - Xbox Originals, 166-169
  - Games channel, 93-95, 145-146. *See also* games add-ons and extras, 171-174
  - Arcade Games, 155-158
  - backward compatibility with original Xbox, 176
  - content licenses, transferring to new console, 177
  - demos, 169
    - downloading, 170-171
    - size of, 171
  - Game Marketplace, 146-148
    - Add-Ons section*, 148
    - Demos section*, 148
    - download queue*, accessing, 154
    - Extras section*, 148
    - Featured section*, 147
    - Games section*, 147
    - navigating*, 151
    - Picks section*, 147
    - purchasing selections*, 151-154
    - searching*, 149-150
  - Gamer Points, 175
  - Games on Demand, 158-162
  - Indie Games, 162-165
  - My Games, 174-176
  - Xbox Originals, 166-169
  - Games on Demand, 158-162
  - Games section (Game Marketplace), 147
  - gestures
    - controlling dashboard with, 324
    - controlling media services with, 339
  - glasses for Kinect, 304
  - Go to Next Image command (picture library), 132
  - Go to Previous Image command (picture library), 132
  - Gold membership (Xbox LIVE), 51-52
    - paying for, 57-59
    - redeeming prepaid cards, 60
  - Grabbed by the Ghoulies*, 168
  - Guide, 94
  - The Gunstringer*, 346
- ## H
- Halo Waypoint, 290-291
    - downloading, 291-293
    - features of, 293-295
    - on Facebook and Twitter, 296
    - on mobile devices, 296
  - hand gestures with Kinect, 307
  - hard drive, 6
    - copying games from, 112-113
    - deleting games from *multiple games*, 112-113
    - single games*, 111
    - installing games on, 109-111
    - moving games from, 112-113
    - removing/attaching, 33
  - hard drive transfer cables, 38-39
  - hardware (Kinect), 300
    - calibration card, 302
    - Kinect Adventures! game, 301
    - power supply, 302
    - sensor, 300
  - hashtags, 290
  - HDMI AV port, 7
  - HDMI cables, 12, 18
  - headsets
    - buttons and controls, 32
    - connecting, 31-32
    - wired headset, 8
  - help, 346-347
  - high-definition multimedia interface (HDMI) cables, 12, 18
  - Home channel, 91
  - Home menu (Facebook), 274-275
  - home networks, connecting to, 45-46
    - wired connections, 48-50
    - wireless connections, 46-47
  - hooking up. *See* connecting
  - hovering to select in Kinect, 308
  - Hulu Plus, 192, 338
    - downloading app, 192-193
    - navigation options, 193-194
    - viewing movies/TV shows, 194
- ## I
- IDs, Kinect IDs
    - changing, 329
    - creating, 327-328
    - removing, 329
  - iHeartRadio, 227
    - activating, 228
    - buttons and controls, 231-232
    - downloading, 227
    - Featured section, 230
    - Profile section, 230
    - Search feature, 229
    - Social section, 230
    - Stations, 229
  - IMAEDAGAM3 W1TH ZOmBIES1NIT!!!*, 164
  - in-game background music, restoring, 214

Indie Games, 162-165  
 Information option (Last.fm), 226  
 Initial Setup settings, 140  
 inserting discs, 30  
 installing  
   games  
     *on flash drive*, 110  
     *on hard drive*, 109-111  
   Kinect sensor software, 306  
 invitations  
   game invitations, 254-255  
   party invitations  
     *accepting*, 255-256  
     *sending*, 253-254  
   video chat invitations, 342-343  
 inviting friends  
   to games, 254-255  
   to parties, 253-254  
 iOS devices, My Xbox LIVE app, 268  
 IR receiver, 6

## J-K

Jade Empire, 168  
 joining Xbox LIVE, 53-55  
 keyboards, 100  
 Kinect, 299-300, 321  
   accessing  
     *on dashboard*, 321  
     *by voice*, 322  
     *by waving*, 322  
   Avatar Editor, 330-331  
   controlling media services, 336-338  
     *ESPN*, 337  
     *Hulu Plus*, 338  
     *Last.fm*, 337  
     *Netflix*, 337  
     *with gestures*, 339  
     *with voice*, 338  
     *Zune*, 337  
   controlling  
     *with gestures*, 324  
     *with voice*, 323  
   controls, 307-309  
   games, 344-346  
   hardware in box, 300  
     *calibration card*, 302  
     *Kinect Adventures! game*, 301  
     *power supply*, 302  
     *sensor*, 300  
   help, 346-347  
   Kinect Fun Labs  
     *downloading*, 332-333  
     *Gadgets*, 336  
     *KinectShare*, 335  
     *options*, 333-335  
   Kinect Guide, 325  
   Kinect IDs  
     *changing*, 329  
     *creating*, 327-328  
     *removing*, 329  
   KinectTuner, 329-330  
   recalibrating sensor, 310-311  
   searching with Bing, 326  
   setup  
     *clearing play space*, 304  
     *hooking up sensor and console*, 305-306  
     *installing sensor software*, 306  
     *sensor placement*, 303  
     *sensor setup*, 307  
   system settings, 140  
   troubleshooting, 317-319  
 Video Kinect  
   *accepting video chat invitations*, 342-343  
   *chatting with Windows Live Messenger friends*, 343  
   *controlling chat*, 341  
   *setting up*, 340  
 Xbox 360  
   compatibility, 300  
 Kinect Adventures! game, 301, 311  
 20,000 Leaks  
   mini-game, 313  
   deleting photos, 312  
   game modes, 312-313  
 Rally Ball mini-game, 315  
 Reflex Ridge  
   mini-game, 316  
 River Rush  
   mini-game, 314  
 Space Pop  
   mini-game, 316  
 Kinect Fun Labs  
   downloading, 332-333  
   Gadgets, 336  
   KinectShare, 335  
   options, 333-335  
 Kinect Guide, 325  
 Kinect Tuner, 318, 329-330  
 Kinectimals, 345  
 KinectShare, 335

## L

Last.fm, 222, 337  
   navigating, 223-225  
   playing music, 226-227  
   tuning in to, 222-223  
 launching slideshow in Facebook, 278-279  
 left bumper (controller), 23  
 left stick (controller), 23, 232  
 left trigger (controller), 23  
 Letterbox video display mode, 181  
 libraries  
   game library. *See* My Games  
   music library, 131, 232  
   picture library, 131-132  
   video library, 130  
 licenses, transferring to new console, 177  
 Like button (iHeartRadio), 231

Llamasoft Neon, 235

location for Xbox  
console, 4, 9

lost calibration card (Kinect),  
troubleshooting, 311

*Lumi*, 164

Lyrics button  
(iHeartRadio), 231

## M

Machinima videos, 290

managing

accounts

*pass codes*, 123

*privacy settings*,  
124-125

friend requests, 243-244

*accepting requests*, 244

*adding voice mail to  
requests*, 242

*sending requests*,  
240-242

Zune account, 218-219

manually ejecting discs, 30

map packs, 172

Marketplace Blade, 96-97

Marketplace. *See* Game  
Marketplace

Media Blade, 96

Media Center. *See* Windows  
Media Center

media libraries

game library. *See*

My Games

music library, 131, 232

picture library, 131-132

video library, 130

media remotes, 101

media services, controlling

with Kinect, 336-338

ESPN, 337

with gestures, 339

Hulu Plus, 338

Last.fm, 337

Netflix, 337

with voice, 338

Zune, 337

media sharing

with Windows Media

Player, 128-130

with Zune, 126-127

memberships (Xbox LIVE)

automatic renewals,

avoiding, 59

comparison of, 51-53

Microsoft Points, 60-63

paying for purchases with  
PayPal, 63-64

paying for with credit  
card, 57-59

redeeming prepaid  
cards, 60

signing up for, 53-55

upgrading, 55

Xbox LIVE Anywhere,  
64-66

messages, 114-115

accessing received

messages, 259

playing voice

messages, 260

sending, 257-258

Microsoft Points, 60-63, 187

*Minority Report* (film), 299

mobile devices

Halo Waypoint on, 296

My Xbox LIVE app  
(iOS), 268

Xbox Companion  
(Windows Phone), 268

models, 4

Mottos, 121

movie ratings, 137

Movies category (Zune), 183

movies. *See* video

moving

games from hard drive,  
112-113

user profile to another  
console, 87

MSN with MSNBC.com (video  
app), 204

music. *See also* Music channel

background music

*playing from Xbox*

*Guide*, 213

*restoring in-game*

*background*

*music*, 214

CDs

*playing*, 233-234

*ripping*, 235-236

iHeartRadio

*activating*, 228

*buttons and controls*,  
231-232

*downloading*, 227

*Featured section*, 230

*Profile section*, 230

*Search feature*, 229

*Social section*, 230

*Stations*, 229

Last.fm

*navigating*, 223-225

*playing music*, 226-227

*tuning in to*, 222-223

music library, 131

playing

*background music*,  
213-214

CDs, 233-236

*music library*, 232

*with controller*, 211-212

*with iHeartRadio*,

227-232

*with Last.fm*, 222-227

*with remote*

*control*, 212

*with Zune*, 219-221

sharing, 126

*with Windows Media*

*Player*, 128-130

*with Zune*, 126-127

Zune

*managing account*,  
218-219

*navigating*, 216-218

*playing music*, 219-221

*Zune Pass*, 215-216

Music channel, 93, 211.

*See also* music

music library, 131, 232





- Ethernet port, 6
  - HDMI AV port, 7
  - power port, 7
  - S/PDIF port, 7
  - USB 2.0 ports, 7
  - positioning
    - Kinect sensor, 303
    - Xbox console, 4, 9
  - power button, 7
  - power cord, connecting, 19
  - power port, 7
  - power supply, 8, 302
  - powering on, 29
  - powering on for first time, 24-29
  - Powerline AV Network Kit, 48
  - prepaid cards, redeeming, 60
  - privacy settings, 124-125
  - private chat, 266-267
  - Profile Blade, 95
  - Profile menu
    - Facebook, 276-277
    - iHeartRadio, 230
  - profiles, 114. *See also* avatars
    - achievements, 116-119
    - avatar, 115, 121
    - components, 120-121
    - creating, 70-72
    - deleting, 89-90
    - Game Defaults option, 122
    - Gamer Pictures, 121
    - Gamer Zone, 121
    - Gamertags, changing, 117, 120
    - messages, 114-115
    - Motto, 121
    - moving to another console, 87
    - name, location, and bio, 121
    - reputation, 122
    - settings, 118-120
    - Sign-In Preferences, 122
    - signing in to, 73
    - themes, 116
    - viewing, 248-250
  - props for avatars, 79
  - purchasing content
    - from Game Marketplace, 151-154
    - from Zune Video Marketplace, 187-188
- ## R
- 
- racing wheels, 102
  - radio
    - iHeartRadio, 227
      - activating, 228
      - buttons and controls, 231-232
      - downloading, 227
      - Featured section, 230
      - Profile section, 230
      - Search feature, 229
      - Social section, 230
      - Stations, 229
    - Last.fm, 337
      - navigating, 223-225
      - playing music, 226-227
      - tuning in to, 222-223
    - Zune, 337
      - categories and options, 183-186
      - downloading, 182
      - managing account, 218-219
      - media sharing, 126-127
      - navigating, 216-218
      - playing music, 219-221
      - renting/purchasing media, 187-188
      - searching in, 184-186
      - video on, 182
  - Zune Pass, 215-216
  - Rally Ball mini-game (Kinect Adventures!), 315
  - ratings
    - game ratings, 136
    - movie ratings, 137
    - Netflix videos, 192
    - TV ratings, 137
  - reading messages, 259
  - recalibrating Kinect sensor, 310-311
  - recovering Gamertag, 88-89
  - redeeming prepaid cards, 60
  - Reflex Ridge mini-game (Kinect Adventures!), 316
  - registering Xbox 360, 43
  - remote control, playing music with, 212
  - Remove Station button (iHeartRadio), 231
  - removing
    - beacons, 265
    - discs, 30
    - friends, 245
    - hard drive, 33
    - KinectID, 329
  - renting in Zune Video Marketplace, 187-188
  - replying in Twitter, 287
  - reposting beacons, 264
  - reputation, 122
  - restoring in-game background music, 214
  - retweeting, 287
  - rhythm game controllers, 103
  - right bumper (controller), 23
  - right stick (controller), 23
  - right trigger (controller), 23
  - ripping CDs, 235-236
  - River Rush mini-game (Kinect Adventures!), 314
  - Rotate Image Clockwise command, 132
  - Rotate Image Counter-Clockwise command, 132
- ## S
- 
- S-Video AV cables, 10, 15
  - S/PDIF port, 7
  - Safety Mode settings (YouTube), 198

- safety settings, 251-252
- scrolling in Kinect, 309
- searching
  - Bing, 140-142, 326
  - Game Marketplace, 149-150
  - iHeartRadio, 229
  - Twitter, 285-286
  - Zune, 184-186
- selecting with Kinect, 308
- sending
  - friend requests, 240-242
  - messages, 257-258
  - party invitations, 253-254
- sensor (Kinect), 300
  - clearing play space for, 304
  - hooking up, 305-306
  - installing software, 306
  - placement for, 303
  - recalibrating, 310-311
  - setup, 307
  - troubleshooting, 317-319
- separate video cable (S-Video cable), 10, 15
- setting up Xbox
  - connecting to TV, 18-19
    - component HDAV cable*, 16
    - composite AV cables*, 14-15
    - HDMI cable*, 18
    - optical audio cable*, 18
    - overview*, 10-14
    - power cord*, 19
    - S-Video AV cable*, 15
    - VGA HDAV cable*, 17
  - controller, 20-23
  - Facebook, 272-273
  - headset, 31-32
  - pass codes, 123
  - positioning console, 9
  - powering on for first time, 24-29
  - storage
    - hard drive*, 33
    - USB flash drive*, 34-35
  - Video Kinect, 340
- settings, 94
  - Family settings, 134
    - explicit content*, 137
    - Family Timer*, 137-138
    - game exceptions*, 136
    - game ratings*, 136
    - movie ratings*, 137
    - parental controls*, 134-136
    - unrated content*, 137
    - Xbox LIVE access*, 138
    - Xbox LIVE membership creation*, 139
  - profile settings, 118, 120
  - system settings, 139-140
- Settings channel. *See* settings
- sharing
  - achievements with
    - Facebook Sharing, 281-282
  - media, 126
    - with Windows Media Player*, 128-130
    - with Zune*, 126-127
- shopping for older Xbox 360 consoles, 5
- Sid Meier's Pirates, 169
- Sign-In Preferences, 122
- signing in
  - to Twitter, 283-284
  - to user profiles, 73
- Silver membership (Xbox LIVE), 51
- size of demos, 171
- Skip button (iHeartRadio), 231
- slideshows, launching in
  - Facebook, 278-279
- social apps. *See also* Social channel
  - Facebook, 272
    - adding friends to Xbox LIVE*, 280
    - button controls*, 274
    - enabling Facebook Sharing*, 281-282
    - Halo on*, 296
    - launching slideshow*, 278-279
    - menus*, 274-277
    - setting up*, 272-273
    - updating status*, 277-278
  - Halo Waypoint, 290-291
    - downloading*, 291-293
    - features of*, 293-295
    - on mobile devices*, 296
  - Twitter, 282
    - favorite tweets*, 288-289
    - following people*, 286
    - Halo on*, 296
    - replying/retweeting*, 287
    - searching*, 285-286
    - signing in*, 283-284
    - updating status*, 284-285
    - viewing Trending Topics*, 289-290
- Social channel, 92, 240. *See also* social apps
  - beacons, 262
    - removing*, 265
    - reposting*, 264
    - setting*, 262-264
  - chat, 266-268
    - party chat*, 267-268
    - private chat*, 266-267
  - friend requests
    - accepting*, 244
    - adding voice mail to*, 242
    - managing*, 243-244
    - sending*, 240-242
  - friends
    - chatting with*, 266-268
    - comparing games with*, 261
    - Gamer Profiles*, displaying, 248-250
    - Gamercard*, displaying, 248-250
    - inviting to games*, 254-255
    - inviting to Xbox LIVE parties*, 253-254
    - removing*, 245

- sending messages to*, 257-258
    - viewing*, 246-247
  - messages
    - accessing received messages*, 259
    - playing voice messages*, 260
    - sending*, 257-258
  - online safety settings, 251-252
  - party invitations
    - accepting*, 255-256
    - sending*, 253-254
  - profiles, 114
    - achievements*, 116-119
    - avatar*, 115, 121
    - Game Defaults option*, 122
    - Gamer Pictures*, 121
    - Gamer Zone*, 121
    - Gamertags*, 117, 120
    - messages*, 114-115
    - Motto*, 121
    - name, location, and bio*, 121
    - reputation*, 122
    - settings*, 118-120
    - Sign-In Preferences*, 122
    - themes*, 116
  - Xbox LIVE parties, 253-254
  - Social section (iHeartRadio), 230
  - software for Kinect sensor, installing, 306
  - Space Pop mini-game (Kinect Adventures!), 316
  - sports video. *See* ESPN
  - Spotlight (Zune), 183, 216
  - Start a New Station (Last.fm), 225
  - Start button, 22, 232
  - Stations option (iHeartRadio), 229
  - status, updating
    - Facebook, 277-278
    - Twitter, 284-285
  - steering wheels, 102
  - sticks (controller), 23
  - Stop button (Last.fm), 226
  - Stop command (picture library), 132
  - storage
    - cloud storage, 142-143
    - setting up
      - hard drive*, 33
      - USB flash drive*, 34-35
    - system settings, 140
  - Stretch video display mode, 181
  - subscriptions, 172
  - support, 346-347
  - Syfy (video app), 204
  - system settings, 139-140
- ## T
- Tag Stations (Last.fm), 224
  - tech support, 346-347
  - testing network connections, 50
  - themes, 116, 174
  - Timed Play mode (Kinect Adventures!), 313
  - TMZ (video app), 204
  - TODAY (video app), 204
  - transferring content between consoles, 36
    - with hard drive transfer cable, 38-39
    - licenses, 177
    - with USB flash drive, 36-37
  - Trending Topics, viewing in Twitter, 289-290
  - triggers (controller), 23
  - troubleshooting
    - D-pad with Twitter, 287
    - Kinect, 317-319
    - lost calibration card (Kinect), 311
    - viewing YouTube videos, 198
  - tuning in to Last.fm, 222-223
  - Turn Slideshow Repeat On command, 132
  - Turn Slideshow Shuffle On/Off commands (picture library), 132
  - turning on
    - cloud storage, 142-143
    - Facebook Sharing, 281-282
    - parental controls, 134-136
  - TV, connecting Xbox to, 18-19
    - optical audio cable, 18
    - component HDAV cable, 16
    - composite AV cables, 14-15
    - controller, 20-23
    - Game Mode, 19
    - HDMI cable, 18
    - headset, 31-32
    - overview, 10-14
    - power cord, 19
    - powering on for first time, 24-29
    - S-Video AV cable, 15
    - VGA HDAV cable, 17
  - TV category (Zune), 184
  - TV channel, 92
  - TV mount clips (Kinect), 303
  - TV ratings, 137
  - TV shows. *See* video
  - 20,000 Leaks mini-game (Kinect Adventures!), 313
  - Twitter, 282
    - favorite tweets, 288-289
    - following people, 286
    - Halo on, 296
    - replying/retweeting, 287
    - searching, 285-286
    - signing in, 283-284
    - updating status, 284-285
    - viewing Trending Topics, 289-290

## U

- Uno, 158
- unrated content, blocking, 137
- updating
  - dashboard, 39, 67
    - with CD or DVD, 43
    - with USB flash drive, 41-42
    - via Xbox LIVE, 40
  - Facebook status, 277-278
  - Twitter status, 284-285
- upgrading Xbox LIVE, 55
- URLs in tweets, 285
- USB 2.0 ports, 7
- USB flash drives, 34-35
  - transferring content with, 36-37
  - updating dashboard with, 41-42
- user profiles
  - creating, 70-72
  - deleting, 89-90
  - moving to another console, 87
  - signing in to, 73

## V

- Verizon FIOSTV (video app), 204
- VGA HDAV cables, 11, 17
- video, 173, 179
  - aspect ratios, 181
  - button controls, 179-180
  - in Dailymotion, 203
  - display modes, 180-181
  - Epix, 203
  - ESPN, 199-200
    - adding favorites, 202
    - downloading app, 200
    - navigation options, 200-202
  - formats for, 205

- Hulu Plus
  - downloading app, 192-193
  - navigation options, 193-194
  - viewing, 194
- Machinima videos, 290
- MSNBC.com, 204
- Netflix
  - downloading Netflix app, 188-189
  - navigation options, 189-190
  - viewing, 190-191
- Syfy, 204
- TMZ, 204
- TODAY, 204
- Verizon FIOSTV, 204
- Vudu, 204
- YouTube, 195
  - downloading app, 195-196
  - navigation options, 196-197
  - Safety Mode settings, 198
  - viewing, 197
- Zune, 182
  - categories and options, 183-186
  - downloading Zune, 182
  - renting/purchasing media, 187-188
  - searching, 184-186
- playing DVDs, 206-208
- sharing, 126
  - with Windows Media Player, 128-130
  - with Zune, 126-127
- video library, 130, 204-206
- Video Kinect, 340
  - accepting video chat invitations, 342-343
  - controlling chat, 341
  - setting up, 340
- video library, 130, 204-206
- Video channel, 92. *See also* video
- Video Collection category (Zune), 184

- video graphics array cables. *See* VGA HDAV cables
- Video Kinect, 340
  - accepting video chat invitations, 342-343
  - chatting with Windows Live Messenger friends, 343
  - controlling chat, 341
  - setting up, 340
- video library, 130, 204-206
- View Games setting, 119
- View Rep option, 122
- viewing
  - friends, 246-247
  - Gamer Profiles, 248-250
  - Gamercards, 248-250
  - movies/TV shows
    - in Hulu Plus, 194
    - in Netflix, 190-191
    - in YouTube, 197
  - reputation, 122
  - Trending Topics in Twitter, 289-290
- Viva Piñata, 162
- voice
  - activating Kinect with, 309, 322
  - controlling dashboard with, 323
  - controlling media services with, 338
- voice mail, adding to friend requests, 242
- voice messages, playing, 260
- volume control knob (headset), 32
- Vudu (video app), 204

## W

- warranty, 43
- watching video on Zune, 182
- waving at Kinect, 308, 322
- What The ?! Party Trivia Game*, 165

wheels, 102

Windows Live Messenger  
friends, chatting with, 343

Windows Media Center, 133  
adding Xbox 360 to, 133  
navigating, 134

Windows Media Player,  
128-130

Windows Phone Xbox  
Companion, 268

wired controllers, 98

wired headset, 8

wired network connections,  
48-50

wireless controllers, 9, 99

wireless network  
connections, 46-47

## X

X button, 22, 232

Xbox Guide button, 23

Xbox 360 4GB, 4

Xbox 360 250 GB, 4

Xbox 360 older models,  
hooking up Kinect, 306

Xbox 360 S, hooking up  
Kinect, 305

Xbox Companion (Windows  
Phone), 268

Xbox Guide, 94, 213

Xbox LIVE, 51  
adding Facebook  
friends, 280  
Family settings  
*Xbox LIVE access, 138*  
*Xbox LIVE membership  
creation, 139*  
Gamertag, changing,  
55-56  
joining, 53-55

memberships  
*automatic renewals,  
avoiding, 59*  
*comparison of, 51-53*  
*Gold membership, 53*  
*paying for with credit  
card, 57-59*  
*signing up for, 53-55*  
*upgrading, 55*

Microsoft points, 60-63

parties, 253-254

purchases, paying for  
purchases with PayPal,  
63-64

recovering Gamertag  
from, 88-89

redeeming prepaid  
cards, 60

updating dashboard  
with, 40

Xbox LIVE Anywhere,  
64-66

Xbox LIVEVision, 105, 140

Xbox Originals, 166-169

## Y

Y button, 22, 232

Your Last.fm Profile  
(Last.fm), 225

Your Library Radio  
(Last.fm), 224

Your Mix Radio (Last.fm), 224

Your Recent Stations  
(Last.fm), 223

Your Recommended Radio  
(Last.fm), 224

YouTube  
downloading app,  
195-196  
navigation options,  
196-197  
Safety Mode settings, 198  
viewing movies/TV  
shows, 197

## Z

Zoom for Kinect, 304

Zune, 337  
categories and options,  
183-186  
downloading, 182  
managing account,  
218-219  
media sharing, 126-127  
navigating, 216-218  
playing music, 219-221  
renting/purchasing  
media, 187-188  
searching in, 184-186  
video on, 182  
Zune Pass, 215-216