

FIFTH EDITION

The iPhone

How to do the most important,
useful & fun stuff with your iPhone **Book**



Scott Kelby & Terry White

The team that brought you the original award-winning *The iPhone Book*

iPhone 4S

iPhone 4

iPhone 3GS

FIFTH EDITION

The iPhone

How to do the most important,
useful & fun stuff with your iPhone **Book**



Scott Kelby & Terry White

The iPhone Book, Fifth Edition

The iPhone Book Team

CREATIVE DIRECTOR

Felix Nelson

TRAFFIC DIRECTOR

Kim Gabriel

PRODUCTION MANAGER

Dave Damstra

TECHNICAL EDITORS

Kim Doty

Cindy Snyder

ART DIRECTOR

Jessica Maldonado

PUBLISHED BY

Peachpit Press

Copyright © 2012 by Scott Kelby

All rights reserved. No part of this book may be reproduced or transmitted in any form, by any means, electronic or mechanical, including photocopying, recording, or by any information storage and retrieval system, without written permission from the publisher, except for inclusion of brief quotations in a review.

Composed in Myriad Pro, Helvetica Neue, and Helvetica by Kelby Media Group.

Trademarks

All terms mentioned in this book that are known to be trademarks or service marks have been appropriately capitalized. Peachpit Press cannot attest to the accuracy of this information. Use of a term in the book should not be regarded as affecting the validity of any trademark or service mark.

iPhone, iPod, iTunes, iPad, Macintosh, and Mac are registered trademarks of Apple. Windows is a registered trademark of Microsoft Corporation.

Warning and Disclaimer

This book is designed to provide information about the iPhone. Every effort has been made to make this book as complete and as accurate as possible, but no warranty of fitness is implied.

The information is provided on an as-is basis. The authors and Peachpit Press shall have neither liability nor responsibility to any person or entity with respect to any loss or damages arising from the information contained in this book or from the use of the discs or programs that may accompany it.

ISBN: 13: 978-0-321-83276-4

ISBN: 10: 0-321-83276-0

9 8 7 6 5 4 3 2 1

Printed and bound in the United States of America

<http://kelbytraining.com>

www.peachpit.com



*For my wonderful son, Jordan.
It is absolutely a blast being your dad!*

—SCOTT KELBY

*For my mom, who always taught me to do the right thing,
and for my dad, who inspired me and pushed me to succeed.
I also dedicate this book to Steve Jobs. If it were not for his
vision and determination, the iPhone and many other
tech gifts that enhance our lives would not exist.*

—TERRY WHITE

Scott's Acknowledgments

This is the sixth book I've been lucky enough to co-author with Terry, and I can tell you from experience that the only downside of co-authoring a book with him is that I only get half as much space to thank all the wonderful people whose help, hard work, and support go into making a book like this.

To Kalebra: My wonderful, amazing, hilarious, fun-filled, super-gorgeous, and loving wife. Your spirit, warmth, beauty, brains, patience, and unconditional love continue to prove what everybody always says—I'm the luckiest guy in the world.

To Jordan & Kira: You two bring immeasurable joy to my life, and I'm so proud and tickled to be your dad. I couldn't ask for anything more.

To Jeff: You are the world standard that all brothers should be judged by. No wonder everybody loves you the way they do!

To my co-author Terry White: You're the one who convinced me to do this book, and without your many ideas, your influence, and your great writing, this book would never have seen the light of day. I'm truly honored to have shared these pages with you, and to count you among my very best friends.

To Kathy Siler (my secret weapon): Without you, I'd be sitting in my office, mumbling and staring at the ceiling. Thanks for doing all the "hard work," and making my work life have calm, order, and sense, and for making it all a lot of fun. You are the best.

To my editor Kim Doty: I just love working with you. How can you not love working with someone who always has such a warm smile, such a great attitude, and does such great work? Thanks doesn't cover it...but...thanks.

To Cindy Snyder and Jessica Maldonado (my book editing, design, and layout team): I just love working with you guys, and I'm constantly impressed and amazed at the quality of what you do and how quickly you can do it.

To Felix Nelson, my brilliant Creative Director: What can I say? You are the best in the business and ideas and art flow out of you like a Pez dispenser. I'm a very lucky guy to even get to work with you. Thank you, my friend, for everything you do for me and our company.

To Dave Moser: Getting to work with my best buddy every day is definitely a blessing, but the way you're always looking out for me takes it to a whole new level. :-)

To Jean A. Kendra: Thanks for watching "the other side" of our business and for being such a great friend over the years.

To Nancy Aldrich-Ruenzel, Ted Waitt, Sara Jane Todd, Scott Cowlin, and all my friends at Peachpit Press: Thank you for making the book-writing process virtually painless, and for having me as one of your authors.

To John Graden, Jack Lee, Dave Gales, Judy Farmer, and Douglas Poole: Your wisdom and whip-cracking have helped me immeasurably throughout my life, and I'm both grateful and totally in your debt.

To God and His Son Jesus Christ: Thank You for always hearing my prayers, for always being there when I need You, for blessing me with such a wonderful, joy-filled life, and such a warm, loving family to share it with.

Terry's Acknowledgments

It's not every day that I get to work on a project that is both challenging and fun at the same time. Writing a book such as this takes a lot of focus and attention to detail. Although there were many late nights and much time spent away from my family, they didn't complain once. I have an amazing wife who knows that one of my passions is technology and gadgets, so she completely understood when I said, "Hey, guess what? I'm going to co-author *The iPhone Book* with Scott!" Carla is my balance and she helps me in so many ways every day.

I have two amazing daughters: Ayoola is both smart and constantly focused on taking it to the next level. I see so much of myself in her at times that it's scary. My youngest daughter, Sala, has many of my other traits. She makes me laugh out loud every day and lives to enjoy life. They make those late nights, weekends spent working, and hectic travel schedules worthwhile, because at the end of the day, it's all for them anyway.

I have a great sister, Pam, who is the person I go to when I need advice. It's great having an older sibling and she's the best sister a guy could have.

I have to thank all my "gadget buddies"! It's the guys and gals that I hang out with that inspire me to play and learn about gadgets of all kinds. My colleague Dave Helmly is probably more of a gadget freak than I am. Nine out of 10 times, when I call him to tell him about a new toy, he's already got one in his hands and starts telling me about it. My buddy Larry Becker is always calling me and letting me in on the latest gadget that he just heard about or got to play with. Special thanks to Jack Beckman and Chita Hunter for some last minute hot tips, and to Sarah K for always keeping me up to date with the latest tunes and apps that I may have missed. Speaking of apps, I have to thank both my co-authors on www.bestappsite.com, Erik Bernskiold and Jason Lykins, because I couldn't do it without their help.

If technology is my first passion, then I would have to say that photography is my second. While the iPhone is my go-to device for daily communications and social networking, I also use it and my iPad quite extensively in my photography workflows. With that said, I can't help but thank those individuals that I work with and photograph on a regular basis, starting with the amazing Kandice Lynn. She's a blast to work with and she inspires me to push my photography further. I also want to thank Iris Pérez, Lena Hakim, Bruce Mandel, and Don Pham, as well as all the photography industry leaders that have shown me so much support over the years.

Also, I thank my friends at my local Apple Store: Linda, Carol, and Dave for constantly making me feel like a VIP when I walk in. And, of course, I have to thank all my friends who support me at my Macintosh users' group, MacGroup-Detroit, especially Mary, Joe, Calvin, Jack, Chita, Phyllis, Yvonne, Bill, Brian & Char, Mia, Michele, Steve, Mike, Aquil, and Harold.

Although I enjoy writing, it's not my full-time gig. I have the best job on the planet and work for the best company in the world. I have to give special thanks to my boss, Scott Morris, who understands my gadget addictions and gives me the freedom and the time off that I need to pursue my other technology and industry passions. I work with some of the smartest people in the industry, and I want to thank everyone at Adobe Systems, Inc., including my travel buddies, Worldwide Evangelists Jason Levine and Greg Rewis, not only for providing the best software tools in existence but also for keeping me technically educated and motivated to achieve greatness.

Of course, I have to thank the guy who is probably my biggest source of inspiration, and that is one of my best friends and the co-author of this book, Scott Kelby. I'm constantly amazed at how much this guy accomplishes each year. There is no stopping him. Not only is he great in his career, but he's also a great father to his two beautiful kids and a great husband to his wonderful wife, Kalebra. I probably wouldn't have gotten into all this writing if it wasn't for Scott. Scott, you're an inspiration to us all! Thanks, buddy!

This page intentionally left blank

About the Authors



Scott Kelby

Scott is Editor-in-Chief and Publisher of *Photoshop User* magazine, and co-host of *The Grid*, the weekly talk show for photographers. He is President and co-founder of the National Association of Photoshop Professionals (NAPP), the trade association for Adobe® Photoshop® users, and President of the software, education, and publishing firm Kelby Media Group.

Scott is a photographer, designer, and award-winning author of more than 50 books on technology and digital imaging, including the best-selling books: *The iPod Book*, *The Digital Photography Book*, volumes 1, 2, and 3, and *The Photoshop Book for Digital Photographers*. Scott has authored several best-selling Macintosh books, including the award-winning *Macintosh: The Naked Truth*, from New Riders, and *The Mac OS X Leopard Book* and *Mac OS X Killer Tips* from Peachpit Press. His books have been translated into dozens of different languages, including Russian, Chinese, French, German, Spanish, Korean, Greek, Turkish, Japanese, Dutch, and Taiwanese, among others.

For six years straight, Scott was awarded the distinction of being the world's No. 1 best-selling author of all computer and technology books, across all categories and most recently, he was named the #1 best-selling author of books on photography. His book, *The Digital Photography Book*, volume 1, is the best-selling book on digital photography of all time.

Scott is Training Director for the Adobe Photoshop Seminar Tour, Conference Technical Chair for the Photoshop World Conference & Expo, and is a speaker at trade shows and events around the world. For more information on Scott, visit his daily blog at www.scottkelby.com.



Terry White

Terry is the author of *Secrets of Adobe Bridge* from Adobe Press and co-author of *InDesign CS/CS2 Killer Tips*, from New Riders.

Terry is Worldwide Creative Suite Design Evangelist for Adobe Systems, Inc., and has been with Adobe for over a decade, where he leads the charge in evangelizing and showing Adobe's Creative Suite products to users around the world. Terry is both an Adobe Certified Expert and Creative Suite Master.

He has been active in the industry for over 25 years and is the founder and President of MacGroup-Detroit, Michigan's largest Macintosh users' group, and is a columnist for *Photoshop User* magazine.

Terry is the host of the top-ranked *Adobe Creative Suite Video Podcast* (<http://creativesuitepodcast.com>) and author of the world renowned *Best App Site* (your source for iPhone, iPad, and iPod touch app news and reviews; www.bestappsite.com), *Terry White's Tech Blog* (<http://terrywhite.com>), and is a key presenter at major industry shows around the world.



Chapter One 1



The Bare Essentials

10 Things Brand New iPhone Users Need to Know

Turning Your iPhone On, Off, and Putting It to Sleep	2
Using Your iPhone's Touchscreen	3
Getting Back to the Home Screen	4
Making Phone Calls	5
Using Your iPhone's Built-In Speaker	6
How to Send Text Messages	7
Using the Built-In Keyboard	8
Downloading Songs/Videos Right to Your iPhone	9
Flipping Your View	10
Charging Your iPhone	11

Chapter Two 13



Phoneheads

How to Use the Phone

Importing Contacts from Your Computer	14
Importing Contacts from Your Old Phone	15
Making a Call by Dialing	16
Saving a Dialed Number as a Contact	17
Turn a Recent Caller into a Contact	18
Dialing Someone in Your Contacts List	19
Putting a Call on Hold to Call Someone Else	20
Making Instant Conference Calls	21
Pausing the Music to Take a Call	22
Check Your Email While You're On the Phone	23
How to Know If You Missed Any Calls	24
Returning Missed Calls	25
Seeing If You Have Voicemail Messages	26
Listening To and Deleting Voicemail Messages	27
Replay Just Part of a Voicemail Message	28
Recording Your Outgoing Voicemail Message	29
Setting Up Call Forwarding	30
Your iPhone's Version of Speed Dial	31
Removing and Reordering Your Favorites	32
Seeing the Contact Info for a Favorite	33
Adding a Pause	34
Adding New Contacts from Scratch	35
The Advantage of Contact Groups	36
Seeing a Contact's Photo When They Call	37
Shooting a Photo and Adding It to a Contact	38
Control the Size of Your Caller ID Photos	39
Search for a Contact	40
Turning the Ringer Off	41

Choosing Your Ringtone	42
Assigning Ringtones to Specific Callers	43
Stop People You Call from Seeing Your Number	44
Headsets or Bluetooth in Your Car	45
Set Up to Make FaceTime Video Calls	46
Making a FaceTime Video Call	47
During Your FaceTime Call	48
Use FaceTime and Not Cellular Minutes	49

Chapter Three

Message in a Bottle Sending Text Messages

Sending Text Messages	52
Sending Messages to Multiple People	53
Seeing If You Have Text Messages	54
iMessage: Send Unlimited Free Texts! Really!	55
How to Know If You're Sending an iMessage	56
Deleting Individual Messages	57
Forwarding Individual Messages	58
If Your Text Doesn't Go Through	59
Sending Photos or Videos in a Text Message	60
Video Quality and Text (MMS) Messaging	61
Sending Voice Memos in a Text Message	62
Use Siri to Do Your Texting for You	63
Other Ways to Text Your Contacts	64
Turning Off the "You Got a Text Message" Sound	65
Seeing How Many Characters You've Typed	66
Create Your Own Keyboard Shortcuts for Texting	67

Chapter Four

App Anthem Using Apps & the App Store

Getting Apps from the iTunes App Store	70
Getting Apps from Your iPhone's App Store	71
Updating Your Apps in iTunes	72
Updating Your Apps on Your iPhone	73
Deleting Downloaded Apps from iTunes	74
Deleting Downloaded Apps from Your iPhone	75
Organizing Your Apps in iTunes	76
Moving Apps and Creating Folders on Your Home Screen	77
Creating an App Folder in Your Dock	78
Where to Find the Very Coolest Apps	79
Quickly Switching to Another App	80
Accessing Your Audio Controls While in Another App	81





Chapter Five



Please Mr. Postman

Getting (and Sending) Email

Setting Up Your Email	84
Setting Up an "Other" Email Account	85
Add an iCloud Email Account	86
Add a Corporate Microsoft Exchange Email Account	87
Checking Your Email	88
The Unified Inbox	89
Reading Your Email	90
Threaded Email Discussions	91
Viewing and Playing Email Attachments	92
Saving an Emailed Photo to Your iPhone	93
Dialing a Phone Number from an Email	94
Going to a Website from an Email	95
Replying to an Email	96
Filing an Email in a Folder	97
Deleting, Moving, or Marking Emails	98
Searching and Handling the Results	99
Forwarding an Email	100
Writing a New Email	101
Editing Your Email	102
Emailing a Photo	103
Printing an Email	104
Sharing a Contact	105

Chapter Six



Surfin' Safari

Using Safari, Your iPhone's Web Browser

Visiting Webpages on Your iPhone	108
Getting Around a Webpage	109
Saving Webpages to Read Later	110
Getting a New Page and Closing a Page	111
Moving Between Pages	112
Using Your Bookmarks	113
Adding a Bookmark	114
Editing or Deleting a Bookmark	115
Adding or Removing a Direct Web Link Icon	116
Using Google Search	117
Mobile Versions of Your Favorite Sites	118
Reading Webpages Made Much Easier	119
Dialing a Phone Number on a Webpage	120
Viewing RSS Feeds	121
Filling in an Online Form	122
Save or Copy an Image from a Webpage	123

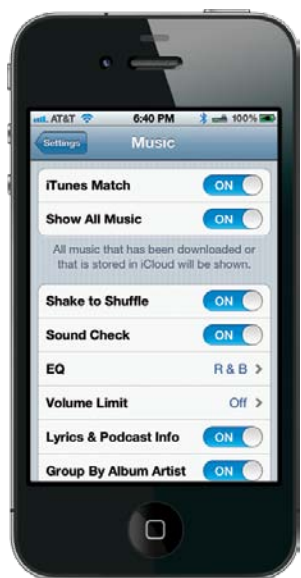
Chapter Seven**125****Tool Time****iPhone's Tools for Organizing Your Life**

Using the Notification Center	126
Using Reminders	127
Using Newsstand	128
Using the Game Center	129
Setting Up Clocks for Different Time Zones	130
Using the Stopwatch	131
Setting Up a Countdown Clock	132
Using Your iPhone as an Alarm	133
Using the Calculator	134
Finding Videos on YouTube	135
Playing YouTube Videos on Your iPhone	136
Saving YouTube Videos as Favorites	137
Customizing the YouTube Buttons	138
Using Maps to Find Just About Anything	139
Locate Yourself on the Map	140
Getting Driving Directions	141
Drop a Pin on the Map	142
Display More Information on the Map	143
Finding Your Contacts on the Map	144
Build Up Your Contacts from the Maps App	145
Use Map Bookmarks	146
Seeing Your Local Weather	147
Adding Weather for Other Cities	148
Making Quick Notes	149
Getting Stock Quotes	150
Getting More Info on Your Stocks	151
Using Stocks as a Currency Converter	152
Syncing Your Calendar	153
Adding Appointments to Your Calendar	154
Subscribing to Calendars on Your iPhone	155
Turn on the Birthday Calendar	156
Using the Built-In Voice Memos App	157
Using the Compass	158
Nike + iPod	159
Find My iPhone	160
Secure Your iPhone with a Passcode	161

**Chapter Eight****163****Let's Get Siri-us****How to Use Siri: Your Built-In Personal Assistant**

Turning Siri On	164
How to Bring Siri Up	165
15 Useful Things to Ask Siri	166
15 Fun Things to Ask Siri	167
Using Siri Over Bluetooth or with Your Headset	168





Tips for Better Results with Siri	169
Post to Twitter with Siri	170
Add to Your Grocery List with Siri	171

Chapter Nine **173**



McCloud

Keep Everything in Sync Using iCloud

iCloud Settings	174
Your Data in the iCloud	175
Your Music in the iCloud	176
Your Photos in the iCloud	177
Your Documents in the iCloud	178
Backing Up to iCloud	179

Chapter Ten **181**



The Song Remains the Same

Using iTunes and the iTunes Store

Buying Songs on Your Computer	182
Importing Songs from CDs	183
Using Parental Controls to Protect Your Kids	184
Creating Music Playlists	185
Creating Smart Playlists	186
Creating Genius Playlists in iTunes	187
Downloading Podcasts in iTunes	188
Buying or Renting Videos in iTunes	189
Choosing What Goes into Your iPhone	190
Turn On Automatic Downloads	191

Chapter Eleven **193**



I Got the Music in Me

Using Your iPhone's Built-In iPod That's Not Called an iPod

Setting Up Your iTunes Library to Sync with Your iPhone	194
Don't Plug In—Now You Can Sync Wirelessly	195
Playing Music on Your iPhone	196
Buying Songs on Your iPhone	197
Using iTunes Match to Back Up Your Other Songs to iCloud	198
Stream Music Wirelessly to Your Stereo Using AirPlay	199
Seeing Your List of Songs	200
Searching for Songs	201
Play/Pause, Skipping Songs, Rewind & Volume	202
Your Options When Playing a Song	203
Shuffle Your Songs	204
Scrubbing Through a Song	205
Repeating a Song or Playlist	206
Using Cover Flow	207
Rating Your Songs on the iPhone	208

Sing Along with the Lyrics	209
Using Your Playlists	210
Creating New Playlists	211
Creating Genius Playlists on Your iPhone	212
Sharing Your Favorite Podcasts	213
Listening to Audiobooks	214
Taking a Call While You're Listening to Music	215
Using the Audio Playback Control Widget	216
Using External Speakers or Headsets	217
Setting a Sleep Timer	218
Rearranging Your Music Buttons	219

Chapter Twelve

221

Video Killed the Radio Star Using the Videos App

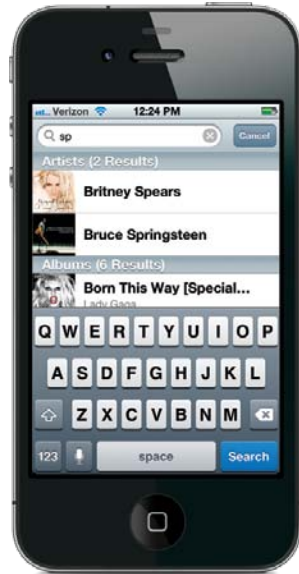
Launching the Videos App	222
Watching Videos on Your iPhone	223
Watching Videos Not Yet on Your iPhone	224
Getting Movies, Music Videos, and TV Shows from iTunes	225
Movie DVDs That Contain a Digital Copy	226
TiVo To Go	227
Connect Your iPhone to Your TV	228
Using AirPlay to Stream Video to Your Apple TV	229

Chapter Thirteen

231

One Hour Photo Using Your Camera and Working with Photos and Videos

Using the Built-In Camera	232
The Second Camera in Your iPhone	233
Taking HDR (High Dynamic Range) Photos	234
Editing Your Photos Right on Your iPhone	235
Arranging Your Photos in Albums	236
Your Camera Can Get Really, Really Close	237
How to Choose Where to Focus	238
Using the Built-In Zoom Feature	239
Using the Built-In Flash	240
Shooting Video with Your iPhone	241
Shooting Video with Your iPhone Widescreen	242
Editing Video on Your iPhone	243
Video Straight from Your iPhone to YouTube	244
Your iPhone Treats Videos Like Photos	245
Want to See Where You Took That Photo?	246
Add Your iPhone's Geotag Info to Other Photos Using iPhoto	247
If You Shoot Video, Get iMovie for iPhone	248
Getting Photos into Your iPhone (Mac)	249
Getting Photos Without iPhoto (Mac)	250
Getting Photos into Your iPhone (PC)	251





Getting Photos Without Album or Elements (PC)	252
iPhone Tips for Photographers	253
Viewing Your Imported Photos	254
Viewing a Slide Show	255
Adding Background Music to Your Slide Show	256
Viewing and Saving Photos/Video Sent in a Text Message	257
Making a Photo Your iPhone's Wallpaper	258
How to Email a Photo	259
Access Your Photos from Anywhere Using iCloud	260
Downloading Photos from Your iPhone	261

Chapter Fourteen

263


Cereal Killer

Killer Tips and Tricks

Mirror What's on Your iPhone 4S to Your Apple TV	264
Set Up a Custom Vibration Pattern	265
Assign a Contact a Vibration Pattern of None	266
Use Your iPhone 4S to Dictate into Other Apps	267
Cut, Copy, Paste, Suggest, and the Landscape Keyboard	268
Master the Virtual Keyboard	269
Access Those Special Accent Characters	270
Switch to a Foreign Language Keyboard	271
Enable the Emoji Keyboard	272
Sync Notes Wirelessly	273
Tips for the International Traveler	274
Create Your Own Ringtones or Text Tones with GarageBand	275
Create Your Own Ringtones or Text Tones with iTunes	276
Get a More Accurate Battery Status	277
The iPhone at Work: Enterprise Support	278
Use Contact and Calendar Notes	279
What to Do with Your Old iPhone	280
Restore Your Home Screen Default Layout	281
Send Mail from a Backup Server	282
Create a Custom Wallpaper Image	283
Use Custom Home Screen Wallpaper	284
Take a Screenshot	285
Shake to Undo and Shake to Shuffle	286
Find Out How Much Data You're Using	287
Protect Your iPhone	288
Reading ePubs and PDFs in the iBooks App	289
Why You Should Encrypt Your iPhone's Backup	290
Track Your Package	291

Chapter Fifteen

293


Setting Me Off

The Ins and Outs of Your iPhone's Settings

Using Your iPhone on an Airplane	294
Connecting to Wi-Fi	295

Using iTunes Wi-Fi Sync	296
Twitter Settings	297
FaceTime Settings	298
Checking Your iPhone Usage	299
Choosing and Managing Sounds	300
Manage Location Services Individually	301
Adjusting the Brightness	302
Changing Your Wallpaper	303
Your iPhone's General Settings	304
Updating Your Software Over the Air	305
Manage Your Push Notifications	306
Control Your Spotlight Searches	307
Don't Forget to Set Your Time Zone	308
Your Mail, Contacts, Calendars Settings	309
Your Phone App Settings	310
Safari Web Browser Settings	311
Your Messages App Settings	312
Your Music App Settings	313
Your Videos App Settings	314
Your Photos App Settings	315
Your Notes App Settings	316
iTunes Store Settings	317
Downloaded App Settings	318
Using Your iPhone to Connect Your Laptop or Other Wi-Fi Device to the Internet	319

Chapter Sixteen



The Trouble with Boys Troubleshooting Your iPhone

Dropped Calls and Bad Reception	322
The Quick Fix for Most Problems	323
Your iPhone Doesn't Come On or Respond	324
No Sound	325
You're on Wi-Fi, but Your iPhone Uses 3G	326
Renew Your DHCP Lease Manually	327
Get a Fresh Start with Your Information	328
Wiping Your iPhone Completely	329
Can't Make Calls	330
When I Sync, My New Apps Get Deleted	331
Did Your App Crash?	332
Quit an App Manually	333
Do a Backup and Restore	334
Missing Album Art	335
Battery Saving Tips	336
More Battery Saving Tips	337
iPhone Not Seen by iTunes	338
SIM Card Not Detected by Your iPhone	339
Software Updates Are Important	340

Index

321



342

Seven Things You'll Wish You Had Known...




(1) The first chapter is for people brand new to the iPhone (you just opened the box), so if you've had your iPhone for a few weeks and you already know how to turn it on, how to zoom in, how to get around, put it to sleep, etc., you can skip right over to Chapter 2 and start there. It won't hurt our feelings one bit (but you might want to at least skim through Chapter 1 anyway. Hey, ya never know).

(2) You don't have to read it chapter by chapter. Outside of that first I-just-opened-the-box chapter, we designed this to be a "jump-in-anywhere" book. You don't have to read it in order, chapter by chapter—if you want to learn how to do a certain thing, just find it in the Table of Contents, turn to that page, and you'll have the answer in seconds. Each page shows you how to do just one important thing. One topic. One idea. For example, if you want to learn how to delete an email, we will show you, step by step, how to do exactly that. No big discussions about email account protocols, or about server-side instructions—just how to delete an email message. That's it.

(3) We didn't totally "geek out." Terry and I wrote everything just as if a friend came over to our house, pulled out their new iPhone, and started asking questions. So, for example, if you were at my house and you turned to me and said, "Hey Scott, is there a way to see more of this webpage on my screen?" I wouldn't go into how the iPhone's built-in vibrotactile actuator works. In real life, I'd turn to you and say, "Just turn your iPhone sideways and it switches to give you a wider view." I'd tell you short, sweet, and right to the point, just like that. So that's what we do throughout the book. It's not a "tell-me-all-about-it" book, instead it's a "show-me-how-to-do-it" book.

Before Reading This Book!



(4) There's a bonus video just for you. Terry and I shot a special video, and in it we give you some extra iPhone tips, show you some of our favorite accessories, and share some of the ways we use our iPhones, so once you're done reading the book, take a minute and check it out at <http://kelbytraining.com/books/iphone4S>. By the way, those that skip over this quick intro will never even know it's there. Plus, they'll all start with Chapter 1, even if this is their second or third iPhone, so it serves 'em right, eh?

(5) The intro page at the beginning of each chapter is designed to give you a quick mental break, and honestly, they have little to do with the chapter. In fact, they have little to do with anything, but writing these off-the-wall chapter intros is kind of a tradition of mine (I do this in all my books), but if you're one of those really "serious" types, you can skip them because they'll just get on your nerves.

(6) There's also a bonus tips chapter in the book. Although we put lots of cool tips (we call 'em "iTips") throughout the book, you can never have enough tips (stuff like little-known shortcuts, suggestions, or tricks that can make using your iPhone easier or more fun), so in this fifth edition of the book, there's a special bonus chapter of nothing but "killer" tips (Chapter 14).

(7) If your iPhone's screen doesn't look like what you see here, then you haven't updated your iPhone with the free iOS 5 software from Apple. So, just connect your iPhone to your computer, launch Apple's iTunes, and when you do, you'll get a dialog telling you about the new software. Just click Download and Install, and then everything will look like what you see here in the book. Okay, that's it—you're ready to roll!



Chapter Four

App Anthem

Using Apps & the App Store



Believe it or not, I actually could have gone with the name “APP” or “A.P.P.” for the name of this chapter, because apparently we have run out of decent names for bands and songs. APP is a band that has one song in the iTunes Store, “I’m on Fire,” which is a cover of Bruce Springsteen’s “I’m on Fire.” I looked at the popularity ranking for “I’m on Fire” by APP, and it clearly was not, so then I looked at a song called “A.P.P.” by a band called Papa Project, and it sounded like a harmless reggae-style background track, but I was afraid of what A.P.P. might actually stand for, so I went with a safer bet: “App Anthem,” by Jimmy Towle/Doug Kaufman. “App Anthem” is actually a pretty decent sounding rap tune, and while it’s certainly possible “App Anthem” may be littered with dirty words, I’ll never know, because I couldn’t make out a single word, but I don’t feel bad because I’m pretty sure no one older than 14 has even a remote chance of deciphering them. In fact, I doubt that decryption experts at the CIA could figure out what’s actually being said in your average rap song, which makes you wonder why other countries don’t just have secret messages sent to their embedded field operatives via rap tunes. Think about it—the only way we’d be able to crack the code is if we were able to convince a 14-year-old to stop playing *Halo* long enough to write down what’s being said. But, 14-year-olds don’t write anymore, they text, and they use a shorthand for texting that only other 14-year-olds can possibly understand, and honestly, it would be easier for us to just to do the old “briefcase switcharoo” routine than it would be to find a 14-year-old that hasn’t already been hired by the breakaway Republic of Irapistan. I miss the old days when we just used invisible ink.

Getting Apps from the iTunes App Store



You can get cool games, handy utilities, social networking apps—you name it—exclusively through the iTunes Store's App Store. A lot of them are free, and of the ones that do charge, the vast majority are only 99¢ to \$1.99. The ones that cost more are usually under \$10, but the most amazing thing is the quality of these apps—even the free ones. You can access the App Store from iTunes on your computer by just clicking on the App Store button at the top of the iTunes Store's homepage. This will take you to the App Store homepage, where you'll see featured apps, lists of the most popular apps, and of course you can search for apps using the Search Store field at the top right of the window, just like you do for songs or videos. Once you find an app that you want to download and use, you can click on it and then click the **Buy App button** (or the **Free App button**, if it's free). You'll see the price right next to the app and, again, many of them are free. Your apps will be downloaded to your computer and will appear in your Apps Library in your iTunes Source list. The next time you sync your iPhone to your computer, your new apps will be transferred to your iPhone (if you have this preference set).



iTip: Only Pay for Apps Once

If you buy an app and then, for whatever reason, you delete it later, you can always redownload/re-install the apps you get from the App Store without paying for them again. They are tied to your Apple ID, and Apple knows which ones you get.

Getting Apps from Your iPhone's App Store



You can also download apps wirelessly from your iPhone's App Store. Just tap on the App Store app and you'll be connected to the same App Store as if you were doing it via iTunes, however, this App Store is formatted specifically for your iPhone. You can browse the New or What's Hot Featured apps, or you can look through the Categories, or check out the Top 25 apps. If you know the name of the app you're looking for, you can tap Search and type the name of the app to search for it. You can also use the Genius feature here (more on using this with music in Chapter 11). Once you find an app you want to download to your iPhone, tap on it, then just tap the price (or Free) button, then tap the **Buy Now (or Install) button**, and you'll be asked to enter your Apple ID username and password. The app will be downloaded and installed directly on your iPhone. The next time you sync your iPhone with your computer, the app will be downloaded to your iTunes Apps Library (if you have that preference set).



iTip: Downloading Apps That Are Larger Than 20MB

Although you can download most apps using your iPhone's cellular data network, if a particular app you want to download is larger than 20MB in size, you'll have to jump on a Wi-Fi network to download this large a file.

Updating Your Apps in iTunes



To check to see if your apps have any available updates, just open iTunes on your computer and click on your Apps Library in the Source list on the left side of the window. Then, click the **Check for Updates** link in the bottom-right corner of the iTunes window, and if there are any updates available, you'll be taken to a screen that lists them, where you can then update your apps individually or all at once.

Updating Your Apps on Your iPhone



You can also get your iPhone app updates directly on your iPhone. Just tap on the App Store app and you'll see an Updates button in the lower-right corner with the number of apps on your iPhone that have had updates released. To see what features (or fixes) have been included in the update, tap on it. To download the update, just tap the **Update button** on the update's info screen. If you have multiple apps that have updates, you can download all of them at once by tapping Update All at the top right of the Updates screen.

Deleting Downloaded Apps from iTunes



If you decide that you no longer want a particular app, just click on its icon in your Apps Library in iTunes and hit the **Delete (PC: Backspace)** key on your keyboard. You'll then get a warning letting you know that if you delete the app from iTunes, it will also be deleted from your iPhone the next time you sync. Click the **Delete App** button and the next dialog will ask if you want to move the app to the Trash (PC: Recycle Bin). Click the Move to Trash (PC: Move to Recycle Bin) button and the next time you empty the Trash, the app will be deleted from your computer. Also, the next time you sync your iPhone, the app will be uninstalled from your iPhone (if you have that preference set).

Deleting Downloaded Apps from Your iPhone



Although you can't delete the apps put on your iPhone by Apple, you can easily delete apps that you've downloaded from the App Store. On the Home screen, tap-and-hold your finger on the app you want to remove. All of your icons will start to wiggle and you'll see an X appear in the upper-left corner of each app you downloaded from the App Store. Tap the **X** to remove the app from your iPhone. The next time you sync your iPhone, the app will also be removed from iTunes (if you have that preference set).



iTip: Viewing Your iTunes Store Account Info

*If you want to view or change your iTunes Store account info, you can do that right from your iPhone. Tap on the Settings app, then scroll down to Store. Now tap on Sign In, enter your Apple ID info, and you'll have access to your account info by tapping on your Apple ID and then tapping on **View Apple ID**. You can change your payment method, or even sign up to receive the store newsletter or special offers.*

Organizing Your Apps in iTunes



While it's great that I can rearrange my apps and make folders right on my iPhone (see the next page for more on making folders), when I have a lot of arranging to do, I prefer to do it on my computer in iTunes. iTunes lets you rearrange the order of the Home screens themselves just by clicking-and-dragging. So, if you have a lot of arranging to do, just connect your iPhone to your computer and select it in the iTunes Source list. Click on the **Apps tab**, and you can choose which apps to sync, as well as click-and-drag them into the order you want, or hover your cursor over an app and click on the X button at the top left to delete it. Once you're done, click the Apply button to sync your iPhone.

Moving Apps and Creating Folders on Your Home Screen



The iPhone has some very useful apps built in, but you may not need every app that's on your main Home screen. (For example, if you don't play games, you might not need the Game Center app there.) Although you can't delete these apps from the iPhone (the apps that come built in), you can move them off your main Home screen or put them in a folder. You can have up to 11 Home screens and 20 folders per screen containing 12 apps each. So, you can move less frequently used apps to another screen. To do this, tap-and-hold on any app for a few seconds until all the icons start to wiggle. Now, tap-and-drag the icon of the app you no longer want on your main Home screen to the right edge of the screen. This will switch the iPhone to the next Home screen. You can either release the icon there or drag it to the right edge again to advance to the third screen, and so on. Once you get to the screen that you want to put this app on, just release it there. When you've moved all the apps off the main Home screen that you no longer want to see there, then you can drag any app that you don't use regularly onto another app to create a folder. You can name the folder whatever you like. When you're finished rearranging all your apps, click the Home button to stop the icons from wiggling and lock in your changes.

Creating an App Folder in Your Dock




The Dock is at the bottom of each Home screen and the apps located in it are available no matter which Home screen you happen to be looking at. Apple placed the ones there that they thought you would want to have available at all times. For example, the Phone app is there and that makes sense. After all, the iPhone is a phone. But, I like to have access to more than just four apps from any Home screen, so I created a “Productivity” folder in the Dock containing 12 apps that I use regularly. Now I have a total of 15 Apps in my Dock that I can access no matter which Home screen I happen to be on.



iTip: Moving Between Home Screens

Since you can add Web clips and apps to the Home screen, the iPhone gives you up to 11 Home screens. Once you have two or more Home screens, you will see little dots above the Dock indicating how many Home screens you have, and which screen you're looking at (its dot appears white). You can either tap a dot to switch screens or you can flick the screens left or right like you do with pictures.

Where to Find the Very Coolest Apps



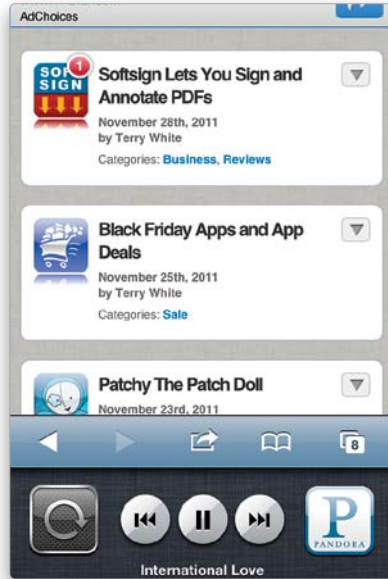
There are literally hundreds of thousands of apps in the iTunes App Store, and finding the coolest, most useful, best designed apps isn't easy. That's why every day I go to Terry's app website, because Terry has a gift for finding exactly those types of apps. Honestly, I don't know how he does it, but he always comes up with these amazing apps that everybody falls in love with (which is precisely why, when it comes to iPhone apps, Terry has built a huge cult following). Check it out at www.bestappsite.com.

Quickly Switching to Another App



iOS 5 supports both multitasking, as well as fast app switching. If an app supports either of these technologies you'll be able to toggle back and forth between multiple apps without having to close one and return to the Home screen first. Just double-click the Home button and the multitasking bar will appear at the bottom of the screen. Tap on the app you want to switch to and it will open. By default, you'll see the last four apps you used in the multitasking bar. However, you can scroll the bar to the right to see more.

Accessing Your Audio Controls While in Another App



Once you have music going in your Music app or any third-party audio app, like Pandora Radio, you can launch another app and the music will keep playing. However, if you want to control the music, you don't have to go back to the app to do this. You can access the controls widget by double-clicking the Home button and scrolling to the left in the multitasking bar at the bottom of the screen.

Index

3G feature, 322, 337

A

AC power adapter, 11

accent characters, 270

Address Bar, 108, 111

Address Book application, 14

Airplane mode, 217, 294, 330

AirPlay feature, 199, 217, 229, 264

airport locations, 141

AirPrint option, 92, 104

Alarm clock, 133

album art, 196, 207, 335

albums

music, 206, 207, 208

photo, 236, 250

alerts

calendar, 154

text message, 65, 67

All Contacts list, 19

All Inboxes feature, 89

antenna issues, 322

App Store, 70–71, 73

Apple TV, 229, 264

AppleCare, 288

apps, 69–81

audio controls and, 81

deleting, 74–75

Dock-based, 78

downloading, 70–71

finding the best, 79

folders for, 77, 78

moving off main Home screen, 77

notifications from, 126, 306

organizing in iTunes, 76

setting options for, 318

switching between, 80

troubleshooting, 331–333

updating, 72–73, 340

See also specific apps

attachments

email, 92

text message, 60

audio controls

accessing from apps, 81, 216

See also sound settings; volume controls

audiobooks, 214

Auto-Correction feature, 8, 269

AutoFill feature, 122, 311

Automatic Downloads, 191

AV cables, 228

B

Back button, 5, 16, 35

background images, 258

backups, 288, 334

encrypting, 290

iCloud, 174, 179, 198

iTunes Match, 198

restoring, 174, 334

battery

charging, 11

conserving, 2, 301, 336–337

status info, 11, 277

Birthdays calendar, 156

Bluetooth feature, 45, 168, 304, 336

Blu-ray digital copies, 226

bookmarks, 113–115

adding, 95, 114

editing/deleting, 115

Maps app, 146

replacing, 328

syncing, 113, 115

brightness, screen, 302, 336

C

Calculator, 134

Calendar app, 153–156

adding events in, 154

birthday reminders, 156

notes used in, 279

replacing info in, 328

setting options for, 309

subscriptions, 155

syncing, 153

Call Back button, 27

Call button, 5, 16, 94

call forwarding, 30, 310

call waiting, 310

caller groups, 36

caller ID, 39, 44

calling features. *See phone features*

camera

accessing, 232, 237

built-in flash, 240, 245

downloading photos from, 261

FaceTime options, 48

focusing, 238

macro feature, 237

self-portraits with, 233

shooting video with, 241–242

shutter button tip, 238

taking photos with, 38, 232–234

zoom feature, 239

Camera app, 232, 237

Camera Roll, 93, 123, 232, 254
Camera Swap icon, 48, 233
Caps Lock function, 304
CC and BCC options, 96, 100, 101
character counter, 66
charging your iPhone, 11
Clear button, 25, 126
Clock app
 Alarm, 133
 Stopwatch, 131
 Timer, 132, 218
 World Clock, 130, 131
close-up photos, 237
.com button, 101, 108, 118
Compass feature, 158
conference calls, 21
contacts
 caller groups for, 36
 calling from list, 19
 creating from Maps, 145
 Favorites feature, 31–33
 importing, 14–15
 locating on Maps, 144
 manually adding, 35
 notes added to, 18, 279
 photos assigned to, 37–39
 recent callers as, 18
 replacing info for, 328
 ringtones for, 43
 saving dialed numbers as, 17
 searching for, 40
 settings for, 309
 sharing, 105
 syncing, 14
 texting, 64
 vibrations for, 266
copying-and-pasting, 257, 268
Cover Flow feature, 207
currency converter, 152

D

data use info, 287
default factory settings, 329
Delete button, 27, 32, 57, 98, 115
DHCP lease renewal, 327
dictation function, 267
digital copy of movies, 226
Dock, iPhone
 charging iPhone in, 11
 speaker connection, 217
Dock apps, 78
driving directions, 141, 142, 144
Drop Pin feature, 142
dropped calls, 322

DVDs

converting for iPhone, 224
 digital copies of, 226

E

email, 83–105
 account setup, 84–85
 attachments, 92
 backup server for, 282
 checking, 23, 88
 .com button for, 101
 composing, 101
 deleting, 98
 download frequency, 88
 editing/formatting, 102
 entering addresses for, 35
 filing in folders, 97, 98
 forwarding, 100
 header details, 105
 iCloud, 86
 marking as unread, 90
 Microsoft Exchange, 87
 phone numbers in, 94
 photos sent via, 103, 255, 259
 printing, 92, 104
 push, 84, 86, 87, 88
 quoting parts of, 102
 reading, 90
 replying to, 96, 102
 saving photos from, 93
 search options, 99
 setting options for, 309
 threaded, 91
 tracking info in, 291
 unified inbox for, 89
 Web links in, 95, 117

emergency contact info, 283

Emoji keyboard, 272

encrypted backups, 290

enterprise support, 278

ePubs, viewing, 289

EQ (equalizer) settings, 313

erasing content/settings, 280

extensions, dialing, 21

external speakers, 217

F

Faces button, 247

FaceTime video calls, 46–49

 controls for, 48

 how to make, 47

 saving minutes with, 49

 settings for, 46, 298

Favorites, 31–33, 137

Find My iPhone feature, 160, 288

firmware reinstallation, 334

flash, camera, 240, 245

flashlight apps, 240

flicking the screen, 3

focusing the camera, 238

folders, 77, 78, 97, 98

force quitting, 332

forms, online, 122

forwarding

calls, 30

email messages, 100

text messages, 58

Frame Viewer bar, 243

Fraud Warning, 311

G

Game Center, 129

GarageBand application, 275

General settings screen, 304

Genius playlists, 187, 212

geotagging photos, 246–247

Google Contacts, 14

Google Maps, 246

Google search engine, 117

GPS data, 141, 246–247

Greeting screen, 29

grocery lists, 171

groups

contact, 36

messaging, 53

H

HD movies, 226

HDR photos, 234

headset

adapters for, 217

answering calls with, 22, 215

Bluetooth wireless, 45

troubleshooting, 325

Hold button, 20

Home button, 2

home movies, 223

Home screen, 4

navigating, 78

organizing apps on, 77, 78

restoring to default layout, 281

Web link icons, 116

Home Sharing, 224, 313

I

iBooks app, 289

iCal application, 153

ICE contact info, 283

iCloud, 173–179

backups, 174, 179, 198

data syncing, 175

document syncing, 178

email accounts, 86

Find My iPhone feature, 160, 288

music syncing, 176

note syncing, 273

photo syncing, 177, 260, 315

settings, 174

IMAP-based email, 85, 97

iMessage feature, 55–56, 59, 312

iMovie app, 248

importing

CDs into iTunes, 183

contact info, 14–15

photos, 249–252

interference issues, 217, 294, 330

international travel, 274, 330

iPhoto application, 247, 249

iPod app. *See* **Music app**; **Videos app**

iTunes, 9, 181–191

album art, 335

app downloads, 70–71

audiobook downloads, 214

Automatic Downloads, 191

choosing uploads from, 190

converting movies in, 223

deleting apps from, 74

Genius feature, 187

importing songs from CDs, 183

lyrics feature, 209

Match feature, 176, 198, 224, 313

movie purchases/rentals, 189, 225

music/song purchases, 182, 197

organizing apps in, 76

parental controls, 184

photo uploads using, 249, 250, 252

playlist creation, 185–187

podcast downloads, 188

rating songs in, 208

replacing info from, 328

ringtone creation, 276

Smart Playlists, 186

syncing iPhone with, 194–195

troubleshooting connection to, 338

TV show purchases, 189, 225

updating apps in, 72

Wi-Fi sync, 195, 296

iTunes Store, 9, 181–191

account info, 75

settings, 317

K

keyboard, 8, 268–272

accent characters, 270

- auto-correction function, 8, 269
- clicking sound, 270
- .com button, 101, 108, 118
- copy-and-paste feature, 268
- Emoji graphics, 272
- foreign language, 271
- landscape, 268
- settings, 304

keyboard shortcuts, 67

Keypad button, 5, 16, 21

L

landscape keyboard, 268

link popup menu, 112

Locate Me button, 140

Location Services, 139, 140, 246, 301, 337

lyrics display, 209, 313

M

macro photo feature, 237

magnifying Loupe, 8

Mail features. *See email*

Maps app, 139–146

- airport locations, 141
- bookmarks, 146
- contact locations, 144
- displaying more info on, 143
- driving directions, 141, 142, 144
- Drop Pin feature, 142
- finding locations using, 139
- locating yourself with, 140
- map orientation in, 140
- new contact creation, 145
- recent searches in, 146

Match, iTunes, 176, 198, 224, 313

Merge Calls button, 21

Messages app, 51, 52, 54, 312

See also text messages

microphone, headset, 215

Microsoft Exchange, 87, 153, 278

Microsoft Outlook, 14, 153

Mirroring button, 264

missed calls, 7, 24, 25

Missing Sync utility, 15

MMS messages, 60, 61

MobileMe service, 174

movies. *See videos/movies*

Music app

- audiobook playback, 214
- controls overview, 202–203
- Cover Flow feature, 207
- displaying songs in, 200
- Genius feature, 212
- playing music with, 196, 202
- playlist creation, 211–212

- rearranging buttons in, 219
- receiving calls when using, 215
- search feature, 201
- setting options for, 313
- sharing podcasts from, 213
- Shuffle feature, 204
- sleep timer, 218
- widget for controlling, 216

music/songs

- album playback, 208
- artist playback, 206
- backing up to iCloud, 198
- buying from iTunes Store, 9, 182, 197
- controlling playback of, 202, 216
- iCloud access to, 176
- importing into iTunes, 183
- lyrics display, 209
- online database of, 183
- pausing to take calls, 22, 215
- playing on iPhone, 196, 202
- playlists of, 185–187, 210–212
- rating on iPhone, 208
- repeating playback of, 206
- ringtones from, 276
- scrubbing through, 205
- searching for, 201
- shuffling, 204
- slide show, 256
- song count, 200
- volume controls, 202
- wireless streaming of, 199

Mute button, 20

N

network settings, 304, 322

New Contact screen, 18, 35

New Message screen, 7, 52, 58

Newsstand, 128

Nike + iPod app, 159

notes

- calendar info, 279
- contact info, 18, 279
- making quick, 149
- settings for, 316
- syncing, 273

Notes app, 149, 316

Notification Center, 7, 126, 306

number/punctuation button, 97

O

outgoing message, 29

P

parental controls, 184

passcode lock, 161, 288

passwords

- iPhone, 6, 161, 288
- Wi-Fi network, 295, 326

Pause and Wait keys, 34

pausing music, 22, 215

PDFs, viewing, 289

Personal Hotspot setting, 319

phone features, 13–49

- Bluetooth, 45
- call forwarding, 30
- caller ID, 39, 44
- conference calls, 21
- contact groups, 36
- dialing contacts, 19
- dialing emailed numbers, 94
- dialing extensions, 21
- dialing numbers on the keypad, 5, 16
- dialing text messaged numbers, 58
- dialing webpage numbers, 120
- email checking and, 23
- FaceTime video calls, 46–49
- Favorites feature, 31–33
- importing contacts, 14–15
- manually adding contacts, 35
- missed call info, 7, 24
- music paused to take calls, 22, 215
- Mute or Hold button, 20
- outgoing message, 29
- pauses added to numbers, 34
- photos for contacts, 37–39
- recent callers list, 18, 25
- redialing numbers, 16
- returning missed calls, 25
- ringer volume, 41
- ringtones, 42–43, 275–276
- saving dialed numbers, 17
- searching for contacts, 40
- sending text messages, 64
- setting options for, 310
- speakerphone, 6, 20, 48
- troubleshooting, 322, 330
- voicemail, 26–29

Photo Library, 254

Photo Stream, 177, 260, 315

photos

- albums of, 236, 250
- caller ID, 39
- contact, 37–39
- copying-and-pasting, 257, 268
- deleting, 254
- downloading from iPhone, 261
- editing on iPhone, 235, 259
- emailing, 103, 255, 259

- flash used for, 240
- geotagging, 246–247
- HDR feature, 234
- iCloud syncing of, 177, 260
- importing, 249–252
- reordering, 251
- saving, 93, 123, 257
- self-portrait, 233
- setting options for, 315
- shooting, 38, 232–234
- slide show of, 255–256
- text message, 60, 257
- tips for professionals, 253
- uploading to Twitter, 239
- viewing imported, 254
- wallpaper from, 258
- zooming in/out, 258

Photos app, 254, 315

Photoshop Album/Elements, 251

pinching in/out, 3

Play/Pause button, 27, 202

playlists

- creating, 185, 211
- Genius, 187, 212
- Smart, 186
- using on iPhone, 210
- video, 189

podcasts, 188, 213

POP-based email, 85, 97

printing, email, 92, 104

Private Browsing option, 121

protecting your iPhone, 288

publishing videos, 244

punctuation characters, 97

Push Notifications, 306

Push vs. Fetch setting, 337

R

rating songs, 208

Reader button, 119

Reading List, 110

rebooting iPhone, 324

recent callers, 18, 25, 47

reception problems, 322

recording

- outgoing messages, 29
- voice memos, 157

redialing numbers, 16

refreshing webpages, 113

Reminders app, 127

Remote app, 199

renting movies, 189, 225

Repeat feature, 206

- Reset screen**, 280, 281, 329
- Reset Warnings button**, 331
- resetting your iPhone**, 329
- restoring data from backups**, 174, 334
- Restrictions settings**, 184, 304
- returning missed calls**, 25
- Ring/Silent switch**, 5, 41, 325
- ringer volume slider**, 41
- ringtones**
 - assigning to callers, 43
 - choosing for your iPhone, 42, 300
 - creating your own, 275–276
- roaming issues**, 274, 330
- RSS feeds**, 121
- Rule of Thirds grid**, 233
- S**
- Safari Web browser**, 107–123
 - bookmarks, 95, 113–115
 - dialing numbers from, 120
 - email links and, 95, 117
 - entering addresses into, 108, 111, 114
 - filling in forms using, 122
 - getting a new page in, 111
 - Google search engine, 117
 - launching, 108
 - navigating pages in, 109, 112
 - opening links in, 110, 120
 - private browsing in, 121
 - Reader button, 119
 - Reading List, 110
 - refreshing pages in, 113
 - RSS feeds viewed in, 121
 - setting options for, 311
 - Twitter integration, 119
 - Web clips, 116
 - See also* **webpages**
- satellite photos**, 143, 144
- Save Image button**, 93, 257
- scheduling appointments**, 154
- Scientific Calculator**, 134
- screen options**
 - brightness settings, 302, 336
 - screen orientation lock, 216
- screenshots**, 285
- scrolling**, 3
- scrubbing feature**, 205
- search engine setting**, 311
- searching**
 - contacts, 40
 - email messages, 99
 - Maps, 139, 146
 - music/songs, 201
 - settings for, 307
 - text messages, 62
 - the Web, 117
 - YouTube, 135
- self-portraits**, 233
- settings**, 293–319
 - Airplane mode, 294
 - calendar, 309
 - contact, 309
 - downloaded app, 318
 - email, 309
 - FaceTime, 46, 298
 - general, 304
 - iCloud, 174
 - iTunes Store, 317
 - Location Services, 301
 - Music app, 313
 - Notes app, 316
 - Notifications, 306
 - Personal Hotspot, 319
 - Phone app, 310
 - Photos app, 315
 - Safari browser, 311
 - screen brightness, 302
 - sounds, 41, 300
 - Spotlight search, 307
 - text message, 312
 - time zone, 308
 - Twitter, 297
 - usage info, 299
 - Videos app, 314
 - wallpaper, 303
 - Wi-Fi, 295–296
- shaking your iPhone**, 286, 313
- sharing**
 - contacts, 105
 - podcasts, 213
 - websites, 119
- Show My Caller ID option**, 44, 310
- Shuffle feature**, 204, 286
- shutter button**, 38, 232, 233, 238
- Silent mode**, 5, 41, 300, 325
- SIM cards**, 310, 339
- Siri**, 163–171
 - bringing up, 165
 - grocery list, 171
 - privately using, 168
 - reminders, 128, 171
 - texting with, 63
 - things to ask, 166–167, 169
 - timers/alarms set by, 132, 133
 - tips for using, 169
 - turning on, 164
 - Twitter posts, 170

sleep timer, 218
Sleep/Wake button, 2, 41, 323, 324, 332
slide shows, 255–256, 315
Smart Playlists, 186
SMTP server options, 282
software updates, 305, 322, 340
songs. *See* **music/songs**
Sound Check option, 313
sound settings, 300

- keyboard clicking, 270
- ringer options, 41
- text message alert, 65
- troubleshooting, 325

See also **volume controls**
Sounds screen, 41, 300
speakerphone, 6, 20, 48
speakers

- built-in, 6, 20, 196
- external, 217, 325

speech recognition, 267
speed dial feature, 31
spelling feature, 8
Spotlight search, 40, 201, 307
Stocks app, 150–152

- currency conversion, 152
- getting stock quotes, 150
- obtaining stock info, 151

Stopwatch, 131
streaming media, 199, 229
subscriptions

- calendar, 155
- podcast, 188

syncing

- apps, 331
- bookmarks, 113, 115
- calendar info, 153
- contacts, 14
- iTunes, 194–195
- notes, 273
- photos, 250, 251, 252
- wireless, 195, 296

T

text messages, 51–67

- alerts for, 65, 67
- character counter, 66
- checking for, 54
- deleting, 57
- dialing numbers in, 58
- finding missed, 7
- forwarding, 58
- iMessage feature, 55–56, 59, 312
- keyboard shortcuts, 67

- loading earlier, 61
- photos in, 60, 257
- pop-up previews, 64
- problem indicator, 59
- searching, 62
- sending, 7, 52–53
- settings for, 312
- Siri used for, 63
- videos in, 60, 61, 257
- voice memos in, 62

three-way calls, 21

thumbnails

- FaceTime, 48
- photo, 254
- video, 242

time zones, 130, 308

Timer, 132, 218

TiVo-To-Go option, 227

touchscreen functions, 3

tracking packages, 291

traffic information, 143

Trash icon, 98

troubleshooting tips, 321–340

- app issues, 331–333
- battery issues, 336–337
- calling problems, 330
- DHCP lease renewal, 327
- dropped calls, 322
- interference, 330
- iTunes connection, 338
- missing album art, 335
- phone reception, 322
- rebooting iPhone, 324
- replacing information, 328
- resetting iPhone, 329
- restore process, 334
- SIM card problems, 339
- software updates, 340
- sound problems, 325
- turning iPhone off/on, 323
- unresponsive iPhone, 324
- Wi-Fi connections, 326–327

TTY feature, 310

TV connections, 228

TV shows

- buying, 189, 225
- remotely scheduling, 227
- TiVo-To-Go option, 227
- watching on iPhone, 223–224

See also **videos/movies**

Twitter

- photo uploads to, 239
- settings for, 297

sharing websites via, 119
 Siri for posting to, 170
typos, fixing, 8

U

Undelete button, 27
undo function, 286
updating
 apps, 72–73, 340
 iPhone software, 305, 322, 340
Usage screen, 299
USB cable, 11, 324

V

vCards, 105
Vibrate settings, 41, 300
Vibration patterns, 265–266
Videos app, 222–224, 228, 314
videos/movies
 buying/renting, 9, 189, 225
 converting, 223, 224
 deleting, 229, 243
 digital copies of, 226
 downloading, 225
 editing on iPhone, 243, 248
 high-definition, 226
 iMovie app for, 248
 lighting for, 245
 photo features and, 245
 playlists for, 189
 publishing, 244
 setting options for, 314
 shooting, 241–242, 245
 streaming, 229
 text message, 60, 61, 257
 thumbnails of, 242
 TiVo-To-Go option, 227
 watching on iPhone, 223–224
 YouTube, 135–138, 244
 See also **TV shows**
Voice Memos app, 62, 157
voicemail
 checking messages, 26
 deleting messages, 27
 listening to messages, 27
 missed calls and, 24
 recording outgoing message, 29
 replaying messages, 28
 sending calls to, 41
 texting responses to, 64
volume controls
 limiting volume, 313
 music/song, 202, 216

ring volume, 41, 300
 troubleshooting, 325
 widget for accessing, 81, 216
See also **sound settings**
VPN settings, 304

W

wallpaper
 choosing images for, 284, 303
 emergency contact info on, 283
 photos used as, 258, 303
 setting options for, 303
Weather app, 147–148
Web link icons, 116
webpages
 bookmarks for, 95, 113–115
 dialing numbers on, 120
 email with links to, 95, 117
 entering addresses for, 108, 111, 114
 filling in forms on, 122
 getting a new page, 111
 link popup menu, 112
 mobile versions of, 118
 navigating, 109, 112
 opening links to, 110, 120
 private browsing of, 121
 Reader button for, 119
 Reading List of, 110
 refreshing, 113
 RSS feeds from, 121
 saving images from, 123
 See also **Safari Web browser**
widescreen view, 10, 223, 242
widget, audio controls, 81, 216
Wi-Fi networks
 FaceTime calls using, 46, 49
 finding connections to, 108
 setting options for, 295
 streaming media via, 199, 229
 syncing iTunes via, 195, 296
 troubleshooting connections to, 326–327
 turning off connections to, 336
wiping your iPhone, 160, 278, 280, 281, 329
World Clock, 130, 131

Y

Yahoo! Address Book, 14
YouTube videos, 135–138
 publishing from iPhone, 244

Z

zoom, camera, 239
zooming in/out, 3, 90, 109, 116, 258