



# The Java<sup>®</sup> Tutorial

## A Short Course on the Basics

Fifth Edition

Sharon Biocca Zakhour, Sowmya Kannan, Raymond Gallardo



ORACLE<sup>®</sup>

FREE SAMPLE CHAPTER

SHARE WITH OTHERS



# The Java<sup>®</sup> Tutorial

Fifth Edition

*This page intentionally left blank*

# The Java<sup>®</sup> Tutorial

---

## A Short Course on the Basics

Fifth Edition

Sharon Biocca Zakhour  
Sowmya Kannan  
Raymond Gallardo

◆ Addison-Wesley

Upper Saddle River, NJ • Boston • Indianapolis • San Francisco  
New York • Toronto • Montreal • London • Munich • Paris • Madrid  
Capetown • Sydney • Tokyo • Singapore • Mexico City

Many of the designations used by manufacturers and sellers to distinguish their products are claimed as trademarks. Where those designations appear in this book, and the publisher was aware of a trademark claim, the designations have been printed with initial capital letters or in all capitals.

Oracle and Java are registered trademarks of Oracle and/or its affiliates. Other names may be trademarks of their respective owners.

The authors and publisher have taken care in the preparation of this book but make no expressed or implied warranty of any kind and assume no responsibility for errors or omissions. No liability is assumed for incidental or consequential damages in connection with or arising out of the use of the information or programs contained herein.

This document is provided for information purposes only and the contents hereof are subject to change without notice. This document is not warranted to be error-free nor subject to any other warranties or conditions, whether expressed orally or implied in law, including implied warranties and conditions of merchantability or fitness for a particular purpose. We specifically disclaim any liability with respect to this document and no contractual obligations are formed either directly or indirectly by this document. This document may not be reproduced or transmitted in any form or by any means, electronic or mechanical, for any purpose, without our prior written permission.

The publisher offers excellent discounts on this book when ordered in quantity for bulk purchases or special sales, which may include electronic versions and/or custom covers and content particular to your business, training goals, marketing focus, and branding interests. For more information, please contact

U.S. Corporate and Government Sales  
(800) 382-3419  
corpsales@pearsontechgroup.com

For sales outside the United States, please contact:

International Sales  
international@pearson.com

Visit us on the Web: [informit.com/aw](http://informit.com/aw)

*Cataloging-in-Publication Data is on file with the Library of Congress.*

Copyright © 2013, Oracle and/or its affiliates. All rights reserved. 500 Oracle Parkway, Redwood Shores, CA 94065

Printed in the United States of America. This publication is protected by copyright, and permission must be obtained from the publisher prior to any prohibited reproduction, storage in a retrieval system, or transmission in any form or by any means, electronic, mechanical, photocopying, recording, or likewise. To obtain permission to use material from this work, please submit a written request to Pearson Education, Inc., Permissions Department, One Lake Street, Upper Saddle River, New Jersey 07458, or you may fax your request to (201) 236-3290.

ISBN-13: 978-0-13-276169-7  
ISBN-10: 0-13-276169-6

Text printed in the United States on recycled paper at Edwards Brothers Malloy in Ann Arbor, Michigan  
First printing, March 2013



# Contents

---

Preface	xxi
About the Authors	xxv
<b>Chapter1</b>	
Getting Started	1
The Java Technology Phenomenon	1
The Java Programming Language	2
The Java Platform	2
What Can Java Technology Do?	4
How Will Java Technology Change My Life?	4
The “Hello World!” Application	5
“Hello World!” for the NetBeans IDE	6
“Hello World!” for Microsoft Windows	14
“Hello World!” for Solaris and Linux	18
A Closer Look at the “Hello World!” Application	22
Source Code Comments	23
The HelloWorldApp Class Definition	23
The main Method	24
Common Problems (and Their Solutions)	25
Compiler Problems	25
Runtime Problems	27
Questions and Exercises: Getting Started	29

	Questions	29
	Exercises	29
	Answers	30
<b>Chapter 2</b>	<b>Object-Oriented Programming Concepts</b>	<b>31</b>
	What Is an Object?	32
	What Is a Class?	34
	What Is Inheritance?	36
	What Is an Interface?	37
	What Is a Package?	38
	Questions and Exercises:	
	Object-Oriented Programming Concepts	38
	Questions	38
	Exercises	39
	Answers	39
<b>Chapter 3</b>	<b>Language Basics</b>	<b>41</b>
	Variables	42
	Naming	43
	Primitive Data Types	44
	Arrays	49
	Summary of Variables	54
	Questions and Exercises: Variables	54
	Operators	55
	Assignment, Arithmetic, and Unary Operators	56
	Equality, Relational, and Conditional Operators	59
	Bitwise and Bit Shift Operators	62
	Summary of Operators	62
	Questions and Exercises: Operators	64
	Expressions, Statements, and Blocks	65
	Expressions	65
	Statements	66
	Blocks	67
	Questions and Exercises:	
	Expressions, Statements, and Blocks	67
	Control Flow Statements	68
	The if-then and if-then-else Statements	68
	The switch Statement	70
	The while and do-while Statements	75
	The for Statement	76
	Branching Statements	78
	Summary of Control Flow Statements	82
	Questions and Exercises: Control Flow Statements	82

---

<b>Chapter 4</b>	<b>Classes and Objects</b>	<b>85</b>
	Classes	86
	Declaring Classes	87
	Declaring Member Variables	88
	Defining Methods	90
	Providing Constructors for Your Classes	92
	Passing Information to a Method or a Constructor	94
	Objects	98
	Creating Objects	99
	Using Objects	103
	More on Classes	106
	Returning a Value from a Method	106
	Using the this Keyword	108
	Controlling Access to Members of a Class	110
	Understanding Instance and Class Members	111
	Initializing Fields	115
	Summary of Creating and Using Classes and Objects	117
	Questions and Exercises: Classes	118
	Questions and Exercises: Objects	119
	Nested Classes	120
	Why Use Nested Classes?	121
	Static Nested Classes	121
	Inner Classes	122
	Inner Class Example	123
	Summary of Nested Classes	125
	Questions and Exercises: Nested Classes	125
	Enum Types	126
	Question and Exercises: Enum Types	129
	Annotations	129
	Documentation	130
	Annotations Used by the Compiler	132
	Annotation Processing	133
	Questions and Exercises: Annotations	133
<b>Chapter 5</b>	<b>Interfaces and Inheritance</b>	<b>135</b>
	Interfaces	135
	Interfaces in Java	136
	Interfaces as APIs	137
	Interfaces and Multiple Inheritance	137
	Defining an Interface	138
	Implementing an Interface	139
	Using an Interface as a Type	141



	Rewriting Interfaces	142
	Summary of Interfaces	142
	Questions and Exercises: Interfaces	142
	Inheritance	143
	The Java Platform Class Hierarchy	144
	An Example of Inheritance	144
	What You Can Do in a Subclass	146
	Private Members in a Superclass	146
	Casting Objects	146
	Overriding and Hiding Methods	148
	Polymorphism	150
	Hiding Fields	152
	Using the Keyword super	152
	Object as a Superclass	154
	Writing Final Classes and Methods	158
	Abstract Methods and Classes	158
	Summary of Inheritance	161
	Questions and Exercises: Inheritance	162
<b>Chapter 6</b>	Generics	163
	Why Use Generics?	164
	Generic Types	164
	A Simple Box Class	164
	A Generic Version of the Box Class	165
	Type Parameter Naming Conventions	165
	Invoking and Instantiating a Generic Type	166
	The Diamond	166
	Multiple Type Parameters	167
	Parameterized Types	168
	Raw Types	168
	Generic Methods	170
	Bounded Type Parameters	171
	Multiple Bounds	172
	Generic Methods and Bounded Type Parameters	173
	Generics, Inheritance, and Subtypes	173
	Generic Classes and Subtyping	175
	Type Inference	176
	Type Inference and Generic Methods	176
	Type Inference and Instantiation of Generic Classes	177
	Type Inference and Generic Constructors of	
	Generic and Nongeneric Classes	178
	Wildcard	179

---

Upper-Bounded Wildcards	179
Unbounded Wildcards	180
Lower-Bounded Wildcards	182
Wildcards and Subtyping	182
Wildcard Capture and Helper Methods	184
Guidelines for Wildcard Use	187
Type Erasure	188
Erasure of Generic Types	188
Erasure of Generic Methods	190
Effects of Type Erasure and Bridge Methods	191
Nonreifiable Types	193
Restrictions on Generics	196
Cannot Instantiate Generic Types with Primitive Types	196
Cannot Create Instances of Type Parameters	197
Cannot Declare Static Fields Whose Types	
Are Type Parameters	197
Cannot Use Casts or instanceof with Parameterized Types	198
Cannot Create Arrays of Parameterized Types	199
Cannot Create, Catch, or Throw Objects of	
Parameterized Types	199
Cannot Overload a Method Where the Formal Parameter	
Types of Each Overload Erase to the Same Raw Type	200
Questions and Exercises: Generics	200
Questions	200
Exercises	202
Answers	202
<b>Chapter 7</b> Packages	203
Creating a Package	205
Naming a Package	206
Naming Conventions	206
Using Package Members	207
Referring to a Package Member by Its Qualified Name	207
Importing a Package Member	208
Importing an Entire Package	208
Apparent Hierarchies of Packages	209
Name Ambiguities	209
The Static Import Statement	210
Managing Source and Class Files	211
Setting the CLASSPATH System Variable	213
Summary of Packages	213
Questions and Exercises: Creating and Using Packages	214

---

	Questions	214
	Exercises	214
	Answers	215
<b>Chapter 8</b>	<b>Numbers and Strings</b>	<b>217</b>
	Numbers	217
	The Numbers Classes	218
	Formatting Numeric Print Output	220
	Beyond Basic Arithmetic	224
	Autoboxing and Unboxing	230
	Summary of Numbers	232
	Questions and Exercises: Numbers	233
	Characters	234
	Escape Sequences	235
	Strings	236
	Creating Strings	236
	String Length	237
	Concatenating Strings	238
	Creating Format Strings	239
	Converting between Numbers and Strings	240
	Manipulating Characters in a String	242
	Comparing Strings and Portions of Strings	247
	The StringBuilder Class	247
	Summary of Characters and Strings	253
	Questions and Exercises: Characters and Strings	254
<b>Chapter 9</b>	<b>Exceptions</b>	<b>257</b>
	What Is an Exception?	258
	The Catch or Specify Requirement	258
	The Three Kinds of Exceptions	259
	Bypassing Catch or Specify	260
	Catching and Handling Exceptions	261
	The try Block	262
	The catch Blocks	263
	The finally Block	264
	The try-with-resources Statement	266
	Putting It All Together	269
	Specifying the Exceptions Thrown by a Method	272
	How to Throw Exceptions	273
	The throw Statement	274
	Throwable Class and Its Subclasses	274
	Error Class	275
	Exception Class	275

---

Chained Exceptions	276
Creating Exception Classes	277
Unchecked Exceptions: The Controversy	279
Advantages of Exceptions	280
Advantage 1:	
Separating Error-Handling Code from “Regular” Code	280
Advantage 2: Propagating Errors Up the Call Stack	282
Advantage 3: Grouping and Differentiating Error Types	283
Summary of Exceptions	285
Questions and Exercises: Exceptions	285
Questions	285
Exercises	286
Answers	287
<b>Chapter 10</b> Basic I/O and NIO.2	289
I/O Streams	289
Byte Streams	291
Character Streams	293
Buffered Streams	295
Scanning and Formatting	296
I/O from the Command Line	302
Data Streams	305
Object Streams	307
File I/O (Featuring NIO.2)	309
What Is a Path? (And Other File System Facts)	309
The Path Class	312
File Operations	320
Checking a File or Directory	324
Deleting a File or Directory	325
Copying a File or Directory	325
Moving a File or Directory	326
Managing Metadata (File and File Store Attributes)	327
Reading, Writing, and Creating Files	335
Random Access Files	342
Creating and Reading Directories	343
Links, Symbolic or Otherwise	347
Walking the File Tree	349
Finding Files	354
Watching a Directory for Changes	357
Other Useful Methods	363
Legacy File I/O Code	365
Summary of Basic I/O and NIO.2	366

	Questions and Exercises: Basic I/O and NIO.2	368
	Questions	368
	Exercises	369
	Answers	369
<b>Chapter 11</b>	<b>Collections</b>	<b>371</b>
	Introduction to Collections	372
	What Is a Collections Framework?	372
	Benefits of the Java Collections Framework	373
	Interfaces	374
	The Collection Interface	376
	Traversing Collections	377
	Collection Interface Bulk Operations	378
	Collection Interface Array Operations	379
	The Set Interface	380
	The List Interface	384
	The Queue Interface	394
	The Map Interface	397
	Object Ordering	405
	The SortedSet Interface	412
	The SortedMap Interface	415
	Summary of Interfaces	417
	Questions and Exercises: Interfaces	417
	Implementations	418
	Set Implementations	421
	List Implementations	422
	Map Implementations	424
	Queue Implementations	425
	Wrapper Implementations	427
	Convenience Implementations	429
	Summary of Implementations	431
	Questions and Exercises: Implementations	432
	Algorithms	432
	Sorting	433
	Shuffling	435
	Routine Data Manipulation	435
	Searching	436
	Composition	436
	Finding Extreme Values	437
	Custom Collection Implementations	437
	Reasons to Write an Implementation	437
	How to Write a Custom Implementation	438

---

	Interoperability	440
	Compatibility	441
	API Design	443
<b>Chapter 12</b>	Concurrency	445
	Processes and Threads	446
	Processes	446
	Threads	446
	Thread Objects	447
	Defining and Starting a Thread	447
	Pausing Execution with Sleep	448
	Interrupts	449
	Joins	451
	The SimpleThreads Example	451
	Synchronization	453
	Thread Interference	453
	Memory Consistency Errors	454
	Synchronized Methods	455
	Intrinsic Locks and Synchronization	457
	Atomic Access	459
	Liveness	459
	Deadlock	460
	Starvation and Livelock	461
	Guarded Blocks	461
	Immutable Objects	465
	A Synchronized Class Example	466
	A Strategy for Defining Immutable Objects	467
	High-Level Concurrency Objects	469
	Lock Objects	470
	Executors	472
	Concurrent Collections	477
	Atomic Variables	478
	Concurrent Random Numbers	480
	Questions and Exercises: Concurrency	480
	Question	480
	Exercises	480
	Answers	481
<b>Chapter 13</b>	Regular Expressions	483
	Introduction	484
	What Are Regular Expressions?	484
	How Are Regular Expressions Represented in This Package?	485

---

Test Harness	485
String Literals	486
Metacharacters	487
Character Classes	488
Simple Classes	488
Predefined Character Classes	492
Quantifiers	495
Zero-Length Matches	495
Capturing Groups and Character Classes with Quantifiers	498
Differences among Greedy, Reluctant, and Possessive Quantifiers	499
Capturing Groups	500
Numbering	501
Backreferences	502
Boundary Matchers	502
Methods of the Pattern Class	504
Creating a Pattern with Flags	504
Embedded Flag Expressions	506
Using the matches(String,CharSequence) Method	507
Using the split(String) Method	507
Other Utility Methods	508
Pattern Method Equivalents in java.lang.String	509
Methods of the Matcher Class	509
Index Methods	510
Study Methods	510
Replacement Methods	510
Using the start and end Methods	511
Using the matches and lookingAt Methods	512
Using replaceFirst(String) and replaceAll(String)	513
Using appendReplacement(StringBuffer,String) and appendTail(StringBuffer)	514
Matcher Method Equivalents in java.lang.String	515
Methods of the PatternSyntaxException Class	515
Unicode Support	517
Matching a Specific Code Point	517
Unicode Character Properties	518
Additional Resources	518
Questions and Exercises: Regular Expressions	519
Questions	519

---

	Exercise	519
	Answers	519
<b>Chapter 14</b>	<b>The Platform Environment</b>	<b>521</b>
	Configuration Utilities	521
	Properties	522
	Command-Line Arguments	526
	Environment Variables	527
	Other Configuration Utilities	529
	System Utilities	529
	Command-Line I/O Objects	530
	System Properties	530
	The Security Manager	533
	Miscellaneous Methods in System	535
	PATH and CLASSPATH	535
	Update the PATH Environment Variable (Microsoft Windows)	536
	Update the PATH Variable (Solaris and Linux)	538
	Checking the CLASSPATH Variable (All Platforms)	539
	Questions and Exercises: The Platform Environment	540
	Question	540
	Exercise	540
	Answers	540
<b>Chapter 15</b>	<b>Packaging Programs in JAR Files</b>	<b>541</b>
	Using JAR Files: The Basics	542
	Creating a JAR File	542
	Viewing the Contents of a JAR File	546
	Extracting the Contents of a JAR File	548
	Updating a JAR File	550
	Running JAR Packaged Software	552
	Working with Manifest Files: The Basics	553
	Understanding the Default Manifest	554
	Modifying a Manifest File	554
	Setting an Application's Entry Point	555
	Adding Classes to the JAR File's Class Path	557
	Setting Package Version Information	558
	Sealing Packages within a JAR File	559
	Sealing JAR Files	560
	Signing and Verifying JAR Files	560
	Understanding Signing and Verification	561
	Signing JAR Files	564



	Verifying Signed JAR Files	566
	Using JAR-Related APIs	567
	An Example: The JarRunner Application	567
	Questions: Packaging Programs in JAR Files	573
	Questions	573
	Answers	573
<b>Chapter 16</b>	<b>Java Web Start</b>	<b>575</b>
	Developing a Java Web Start Application	576
	Creating the Top JPanel Class	577
	Creating the Application	578
	The Benefits of Separating Core Functionality from the Final Deployment Mechanism	578
	Retrieving Resources	579
	Deploying a Java Web Start Application	579
	Setting Up a Web Server	581
	Displaying a Customized Loading Progress Indicator	581
	Developing a Customized Loading Progress Indicator	582
	Specifying a Customized Loading Progress Indicator for a Java Web Start Application	584
	Running a Java Web Start Application	585
	Running a Java Web Start Application from a Browser	585
	Running a Java Web Start Application from the Java Cache Viewer	585
	Running a Java Web Start Application from the Desktop	586
	Java Web Start and Security	586
	Dynamic Downloading of HTTPS Certificates	587
	Common Java Web Start Problems	587
	“My Browser Shows the JNLP File for My Application as Plain Text”	588
	“When I Try to Launch My JNLP File, I Get an Error”	588
	Questions and Exercises: Java Web Start	588
	Questions	588
	Exercises	589
	Answers	589
<b>Chapter 17</b>	<b>Applets</b>	<b>591</b>
	Getting Started with Applets	591
	Defining an Applet Subclass	592
	Methods for Milestones	593
	Life Cycle of an Applet	594
	Applet’s Execution Environment	596
	Developing an Applet	597
	Deploying an Applet	600

---

Doing More with Applets	603
Finding and Loading Data Files	603
Defining and Using Applet Parameters	604
Displaying Short Status Strings	606
Displaying Documents in the Browser	607
Invoking JavaScript Code from an Applet	608
Invoking Applet Methods from JavaScript Code	611
Handling Initialization Status with Event Handlers	614
Manipulating DOM of an Applet's Web Page	616
Displaying a Customized Loading Progress Indicator	618
Developing a Customized Loading Progress Indicator	618
Specifying a Loading Progress Indicator for an Applet	621
Integrating the Loading Progress Indicator with an Applet's User Interface	622
Writing Diagnostics to Standard Output and Error Streams	623
Developing Draggable Applets	623
Communicating with Other Applets	626
Working with a Server-Side Application	628
What Applets Can and Cannot Do	630
Solving Common Applet Problems	632
“My Applet Does Not Display”	632
“The Java Console Log Displays java.lang. ClassNotFoundException”	633
“I Was Able to Build the Code Once, but Now the Build Fails Even Though There Are No Compilation Errors”	633
“When I Try to Load a Web Page That Has an Applet, My Browser Redirects Me to www.java.com without Any Warning”	633
“I Fixed Some Bugs and Rebuilt My Applet's Source Code, but When I Reload the Applet's Web Page, My Fixes Are Not Showing Up”	633
Questions and Exercises: Applets	633
Questions	633
Exercises	634
Answers	634
<b>Chapter 18</b> Doing More with Java Rich Internet Applications	635
Setting Trusted Arguments and Secure Properties	635
System Properties	637
JNLP API	638
Accessing the Client Using JNLP API	639

	Cookies	643
	Types of Cookies	643
	Cookie Support in RIAs	643
	Accessing Cookies	644
	Customizing the Loading Experience	646
	Security in RIAs	646
	Questions and Exercises:	
	Doing More with Java Rich Internet Applications	647
	Questions	647
	Exercise	648
	Answers	648
<b>Chapter 19</b>	Deployment in Depth	649
	Deployment Toolkit	649
	Location of Deployment Toolkit Script	650
	Deploying an Applet	650
	Deploying a Java Web Start Application	655
	Checking the Client JRE Software Version	658
	Java Network Launch Protocol	659
	Structure of the JNLP File	659
	Deployment Best Practices	667
	Reducing the Download Time	667
	Avoiding Unnecessary Update Checks	669
	Signing JAR Files Only When Necessary	671
	Ensuring the Presence of the JRE Software	672
	Questions and Exercises: Deployment In Depth	673
	Questions	673
	Exercise	673
	Answers	674
<b>Appendix</b>	Preparing for Java Programming Language Certification	675
	Programmer Level I Exam	675
	Section 1: Java Basics	675
	Section 2: Working with Java Data Types	676
	Section 3: Using Operators and Decision Constructs	677
	Section 4: Creating and Using Arrays	678
	Section 5: Using Loop Constructs	678
	Section 6: Working with Methods and Encapsulation	678
	Section 7: Working with Inheritance	679
	Section 8: Handling Exceptions	680

---

Programmer Level II Exam	680
Section 1: Java Class Design	681
Section 2: Advanced Class Design	681
Section 3: Object-Oriented Design Principles	682
Section 4: Generics and Collections	682
Section 5: String Processing	684
Section 6: Exceptions and Assertions	684
Section 7: Java I/O Fundamentals	685
Section 8: Java File I/O (NIO.2)	685
Section 9: Building Database Applications with JDBC	686
Section 10: Threads	686
Section 11: Concurrency	687
Section 12: Localization	687
Java SE 7 Upgrade Exam	688
Section 1: Language Enhancements	688
Section 2: Design Patterns	689
Section 3: Database Applications with JDBC	689
Section 4: Concurrency	690
Section 5: Localization	691
Section 6: Java File I/O (NIO.2)	692
Index	693

*This page intentionally left blank*



# Preface

---

Since the acquisition of Sun Microsystems by Oracle Corporation in early 2010, it has been an exciting time for the Java language. As evidenced by the activities of the Java Community Process program, the Java language continues to evolve. The publication of this fifth edition of *The Java® Tutorial* reflects release 7 of the Java Platform Standard Edition (Java SE) and references the Application Programming Interface (API) of that release.

This edition introduces new features added to the platform since the publication of the fourth edition (under release 6), such as a section on NIO.2, the new file I/O API, and information on migrating legacy code to the new API. The deployment coverage has been expanded with new chapters on “Doing More with Java Rich Internet Applications” (Chapter 18) and “Deployment in Depth” (Chapter 19). A section on the Fork/Join feature has been added to the “Concurrency” chapter (Chapter 12). Information reflecting Project Coin developments has been added where appropriate, including the new `try-with-resources` statement, the ability to catch more than one type of exception with a single exception handler, support for binary literals, and diamond syntax, which results in cleaner generics code.

In addition to coverage of new features, previous chapters have been rewritten to include new information. For example, “Generics” (Chapter 6), “Java Web Start” (Chapter 16), and “Applets” (Chapter 17) have been updated. The appendix for the Java Certification exam has also been completely replaced.

If you plan to take one of the Java SE 7 certification exams, this book can help. The appendix, “Preparing for Java Programming Language Certification,” lists the

three exams that are available, detailing the items covered on each exam, cross-referenced to places in the book where you can find more information about each topic. Note that this is one source, among others, that you will want to use to prepare for your exam.

All the material has been thoroughly reviewed by members of Oracle Java engineering to ensure that the information is accurate and up to date. This book is based on the online tutorial hosted on Oracle's web site at the following URL:

<http://docs.oracle.com/javase/tutorial>

The information in this book, often referred to as “the core tutorial,” is essential for most beginning to intermediate programmers. Once you have mastered this material, you can explore the rest of the Java platform documentation on the web site. If you are interested in developing sophisticated Rich Internet Applications (RIAs), check out JavaFX, the new cutting-edge Java graphical user interface (GUI) toolkit. As of the release of Java SE 7 update 5, you automatically get the JavaFX Software Development Kit (SDK) when you download the JDK. To learn more, see the JavaFX documentation at the following URL:

<http://docs.oracle.com/javafx>

As always, our goal is to create an easy-to-read, practical programmers' guide to help you learn how to use the rich environment provided by Java to build applications, applets, and components. Go forth and program!

## Who Should Read This Book?

This book is geared toward both novice and experienced programmers.

- *New programmers* can benefit most from reading the book from beginning to end, including the step-by-step instructions for compiling and running your first program in Chapter 1, “Getting Started.”
- *Programmers experienced with procedural languages* such as C may want to start with the material on object-oriented concepts and features of the Java programming language.
- *Experienced programmers* may want to jump feet first into the more advanced topics, such as generics, concurrency, or deployment.

This book contains information to address the learning needs of programmers with various levels of experience.

## How to Use This Book

This book is designed so you can read it straight through or skip around from topic to topic. The information is presented in a logical order, and forward references are avoided wherever possible.

The examples in this tutorial are compiled against the JDK 7 release. *You need to download this release (or later) in order to compile and run most examples.*

Some material referenced in this book is available online (e.g., the downloadable examples, the solutions to the questions and exercises, the JDK 7 guides, and the API specification). You will see footnotes like the following:

```
7/docs/api/java/lang/Class.html
```

and

```
tutorial/java/generics/examples/BoxDemo.java
```

The Java Tutorials are also available in two e-book formats:

- mobi e-book files for Kindle
- ePub e-book files for iPad, Nook, and other devices that support the ePub format

Each e-book contains a single trail, which is equivalent to several related chapters in this book. You can download the e-books via the link “In Book Form” on the home page for the Java Tutorials:

```
http://docs.oracle.com/javase/tutorial/index.html
```

We welcome feedback on this edition. To contact us, please see the tutorial feedback page:

```
http://docs.oracle.com/javase/feedback.html
```

This book would not be what it is without the Oracle Java engineering team who tirelessly reviews the technical content of our writing. For this edition of the book, we especially want to thank Alan Bateman, Alex Buckley, Calvin Cheung, Maurizio Cimadamore, Joe Darcy, Andy Herrick, Stuart Marks, Igor Nekrestyanov, Thomas Ng, Nam Nguyen, and Daniel Smith.

Illustrators Jordan Douglas and Dawn Tyler created our professional graphics, quickly and efficiently. Devika Gollapudi provided invaluable assistance by capturing our screenshots for publication.



Editors Deborah Owens and Susan Shepard provided careful and thorough copy edits of our JDK 7 work.

Thanks for the support of our team: Bhavesh Patel, Devika Gollapudi, and Santhosh La.

Last but not least, thanks for the support of our management: Alan Sommerer, who saw us through the acquisition and beyond; Barbara Ramsey; Sophia Mikulinsky; and Sowmya Kannan, recently elevated as manager of our team.



# About the Authors

---

**Sharon Biocca Zakhour** is a principal technical writer on staff at Oracle Corporation and was formerly at Sun Microsystems. She has contributed to Java SE platform documentation for more than twelve years, including *The Java™ Tutorial, Fourth Edition* (Addison-Wesley, 2007), and *The JFC Swing Tutorial, Second Edition* (Addison-Wesley, 2004). She graduated from the University of California, Berkeley, with a B.A. in computer science and has worked as a programmer, developer support engineer, and technical writer for thirty years.

**Sowmya Kannan** was previously a principal technical writer at Oracle Corporation and Sun Microsystems. She is currently the manager of the Java SE documentation team and has more than fifteen years of experience in the design, development, and documentation of the Java platform, Java-based middleware, and web applications.

**Raymond Gallardo** is a technical writer for Oracle Corporation. His previous engagements include college instructor, technical writer for IBM, and bicycle courier. He obtained his B.Sc. in computer science and English from the University of Toronto and his M.A. in creative writing from the City College of New York.

*This page intentionally left blank*



# 6

# Generics

---

## Chapter Contents

Why Use Generics?	164
Generic Types	164
Generic Methods	170
Bounded Type Parameters	171
Generics, Inheritance, and Subtypes	173
Type Inference	176
Wildcards	179
Type Erasure	188
Restrictions on Generics	196
Questions and Exercises: Generics	200

---

In any nontrivial software project, bugs are simply a fact of life. Careful planning, programming, and testing can help reduce their pervasiveness, but somehow, somewhere, they'll always find a way to creep into your code. This becomes especially apparent as new features are introduced and your code base grows in size and complexity.

Fortunately, some bugs are easier to detect than others. Compile-time bugs, for example, can be detected early on; you can use the compiler's error messages to figure out what the problem is and fix it right then and there. Runtime bugs, however, can be much more problematic; they don't always surface immediately, and when they do, it may be at a point in the program that is far removed from the actual cause of the problem. Generics, introduced in Java SE 5.0, add stability to your code by making more of your bugs detectable at compile time.

## Why Use Generics?

In a nutshell, generics enable *types* (classes and interfaces) to be parameters when defining classes, interfaces, and methods. Much like the more familiar *formal parameters* used in method declarations, type parameters provide a way for you to reuse the same code with different inputs. The difference is that the inputs to formal parameters are values, while the inputs to type parameters are types.

Code that uses generics has many benefits over nongeneric code:

- *Stronger type checks at compile time.* A Java compiler applies strong type checking to generic code and issues errors if the code violates type safety. Fixing compile-time errors is easier than fixing runtime errors, which can be difficult to find.
- *Elimination of casts.* The following nongeneric code snippet requires casting:

```
List list = new ArrayList();
list.add("hello");
String s = (String) list.get(0);
```

When rewritten using generics, the code does not require casting:

```
List<String> list = new ArrayList<String>();
list.add("hello");
String s = list.get(0); // no cast
```

- *The ability to implement generic algorithms.* By using generics, programmers can implement generic algorithms that work on collections of different types, can be customized, and are type safe and easier to read.

## Generic Types

A *generic type* is a generic class or interface that is parameterized over types. The following `Box` class will be modified to demonstrate the concept.

### A Simple Box Class

Begin by examining a nongeneric `Box` class that operates on objects of any type. It only needs to provide two methods: `set`, which adds an object to the box, and `get`, which retrieves it:

```
public class Box {
    private Object object;

    public void set(Object object) { this.object = object; }
    public Object get() { return object; }
}
```

Since its methods accept or return an `Object`, you are free to pass in whatever you want, provided that it is not one of the primitive types. At compile time, there is no way to verify how the class is used. One part of the code may place an `Integer` in the box and expect to get `Integers` out of it, while another part of the code may mistakenly pass in a `String`, resulting in a runtime error.

## A Generic Version of the Box Class

A *generic class* is defined with the following format:

```
class name<T1, T2, . . . , Tn> { /* . . . */ }
```

The type parameter section, delimited by angle brackets (<>), follows the class name. It specifies the *type parameters* (also called *type variables*) `T1`, `T2`, . . . , and `Tn`.

To update the `Box` class to use generics, you create a *generic type declaration* by changing the code `public class Box` to `public class Box<T>`. This introduces the type variable `T`, which can be used anywhere inside the class.

With this change, the `Box` class becomes the following:

```
/**
 * Generic version of the Box class.
 * @param <T> the type of the value being boxed
 */
public class Box<T> {
    // T stands for "Type"
    private T t;

    public void set(T t) { this.t = t; }
    public T get() { return t; }
}
```

As you can see, all occurrences of `Object` are replaced by `T`. A type variable can be any nonprimitive type you specify: any class type, interface type, array type, or even another type variable. This same technique can be applied to create generic interfaces.

## Type Parameter Naming Conventions

By convention, type parameter names are single, uppercase letters. This stands in sharp contrast to the variable naming conventions that you already know about, with good reason: without this convention, it would be difficult to tell the difference between a type variable and an ordinary class or interface name.

The most commonly used type parameter names are as follows:

- E—Element (used extensively by the Java Collections Framework)
- K—Key
- N—Number
- T—Type
- V—Value
- S, U, V, and so on—Second, third, and fourth types

You'll see these names used throughout the Java SE Application Programming Interface (API) and the rest of this chapter.

## 6

### Invoking and Instantiating a Generic Type

To reference the generic `Box` class from within your code, you must perform a *generic type invocation*, which replaces `T` with some concrete value, such as `Integer`:

```
Box<Integer> integerBox;
```

You can think of a generic type invocation as being similar to an ordinary method invocation, but instead of passing an argument to a method, you are passing a *type argument* (`Integer` in this case) to the `Box` class itself.

#### Note

Many developers use the terms *type parameter* and *type argument* interchangeably, but these terms are not the same. In code, one provides type arguments in order to create a parameterized type. Therefore, the `T` in `Foo<T>` is a type parameter and the `String` in `Foo<String> f` is a type argument. This chapter observes this definition when using these terms.

Like any other variable declaration, this code does not actually create a new `Box` object. It simply declares that `integerBox` will hold a reference to a “Box of Integer,” which is how `Box<Integer>` is read.

An invocation of a generic type is generally known as a *parameterized type*. To instantiate this class, use the `new` keyword, as usual, but place `<Integer>` between the class name and the parentheses:

```
Box<Integer> integerBox = new Box<Integer>();
```

### The Diamond

In Java SE 7 and later, you can replace the type arguments required to invoke the constructor of a generic class with an empty set of type arguments (`<>`) as long as

the compiler can determine, or infer, the type arguments from the context. This pair of angle brackets (<>) is informally called *the diamond*. For example, you can create an instance of `Box<Integer>` with the following statement:

```
Box<Integer> integerBox = new Box<>();
```

For more information on diamond notation and type inference, see the “Type Inference” section later on in this chapter.

## Multiple Type Parameters

As mentioned previously, a generic class can have multiple type parameters. One example is the generic `OrderedPair` class, which implements the generic `Pair` interface:

```
public interface Pair<K, V> {
    public K getKey();
    public V getValue();
}

public class OrderedPair<K, V> implements Pair<K, V> {

    private K key;
    private V value;

    public OrderedPair(K key, V value) {
        this.key = key;
        this.value = value;
    }

    public K getKey() { return key; }
    public V getValue() { return value; }
}
```

The following statements create two instantiations of the `OrderedPair` class:

```
Pair<String, Integer> p1 = new OrderedPair<String, Integer>("Even", 8);
Pair<String, String> p2 = new OrderedPair<String, String>("hello", "world");
```

The code, `new OrderedPair<String, Integer>`, instantiates `K` as a `String` and `V` as an `Integer`. Therefore, the parameter types of `OrderedPair`'s constructor are `String` and `Integer`, respectively. Due to autoboxing, it is valid to pass a `String` and an `int` to the class.

As mentioned previously, because a Java compiler can infer the `K` and `V` types from the declaration `OrderedPair<String, Integer>`, these statements can be shortened using diamond notation:

```
OrderedPair<String, Integer> p1 = new OrderedPair<>("Even", 8);
OrderedPair<String, String> p2 = new OrderedPair<>("hello", "world");
```



To create a generic interface, follow the same conventions as you would to create a generic class.

## Parameterized Types

You can also substitute a type parameter (e.g., *K* or *V*) with a parameterized type (e.g., `List<String>`). Here is an example, using `OrderedPair<V, K>`:

```
OrderedPair<String, Box<Integer>> p = new OrderedPair<>("primes", new
    Box<Integer>( . . . ));
```

## 6

## Raw Types

A *raw type* is the name of a generic class or interface without any type arguments. Here is an example, given the generic `Box` class:

```
public class Box<T> {
    public void set(T t) { /* . . . */ }
    // . . .
}
```

To create a parameterized type of `Box<T>`, you supply an actual type argument for the formal type parameter *T*:

```
Box<Integer> intBox = new Box<>();
```

If the actual type argument is omitted, you create a raw type of `Box<T>`:

```
Box rawBox = new Box();
```

Therefore, `Box` is the raw type of the generic type `Box<T>`. However, a nongeneric class or interface type is *not* a raw type.

Raw types show up in legacy code because lots of API classes (such as the `Collection`s classes) were not generic prior to the Java SE Development Kit (JDK) 5.0. When using raw types, you essentially get pregenerics behavior: a `Box` gives you `Objects`. For backward compatibility, assigning a parameterized type to its raw type is allowed:

```
Box<String> stringBox = new Box<>();
Box rawBox = stringBox; // OK
```

However, if you assign a raw type to a parameterized type, you get a warning:

```
Box rawBox = new Box(); // rawBox is a raw type of Box<T>
Box<Integer> intBox = rawBox; // warning: unchecked conversion
```

You also get a warning if you use a raw type to invoke generic methods defined in the corresponding generic type:

```
Box<String> stringBox = new Box<>();
Box rawBox = stringBox;
rawBox.set(8); // warning: unchecked invocation to set(T)
```

The warning shows that raw types bypass generic type checks, deferring the catch of unsafe code to runtime. Therefore, you should avoid using raw types.

The “Type Erasure” section later on in this chapter has more information on how the Java compiler uses raw types.

### Unchecked Error Messages

As mentioned previously, when mixing legacy code with generic code, you may encounter warning messages similar to the following:

```
Note: Example.java uses unchecked or unsafe operations.
Note: Recompile with -Xlint:unchecked for details.
```

This can happen when using an older API that operates on raw types, as shown in the following example:

```
public class WarningDemo {
    public static void main(String[] args){
        Box<Integer> bi;
        bi = createBox();
    }

    static Box createBox(){
        return new Box();
    }
}
```

The term *unchecked* means that the compiler does not have enough type information to perform all type checks necessary to ensure type safety. The unchecked warning is disabled, by default, though the compiler gives a hint. To see all unchecked warnings, recompile with `-Xlint:unchecked`.

Recompiling the previous example with `-Xlint:unchecked` reveals the following additional information:

```
WarningDemo.java:4: warning: [unchecked] unchecked conversion
found   : Box
required: Box<java.lang.Integer>
    bi = createBox();
           ^
1 warning
```

To completely disable unchecked warnings, use the `-Xlint:-unchecked` flag. The `@SuppressWarnings("unchecked")` annotation suppresses unchecked warnings. If you are unfamiliar with the `@SuppressWarnings` syntax, see Chapter 4, “Annotations.”

## Generic Methods

*Generic methods* are methods that introduce their own type parameters. This is similar to declaring a generic type, but the type parameter’s scope is limited to the method where it is declared. Static and nonstatic generic methods are allowed, as are generic class constructors.

The syntax for a generic method includes a type parameter, inside angle brackets, that appears before the method’s return type. For static generic methods, the type parameter section must appear before the method’s return type.

The `Util` class includes a generic method, `compare`, which compares two `Pair` objects:

```
public class Util {
    // Generic static method
    public static <K, V> boolean compare(Pair<K, V> p1, Pair<K, V> p2) {
        return p1.getKey().equals(p2.getKey()) &&
            p1.getValue().equals(p2.getValue());
    }
}

public class Pair<K, V> {

    private K key;
    private V value;

    // Generic constructor
    public Pair(K key, V value) {
        this.key = key;
        this.value = value;
    }

    // Generic methods
    public void setKey(K key) { this.key = key; }
    public void setValue(V value) { this.value = value; }
    public K getKey() { return key; }
    public V getValue() { return value; }
}
```

The complete syntax for invoking this method is as follows:

```
Pair<Integer, String> p1 = new Pair<>(1, "apple");
Pair<Integer, String> p2 = new Pair<>(2, "pear");
boolean same = Util.<Integer, String>compare(p1, p2);
```

The type has been explicitly provided, as shown in bold. Generally, this can be left out and the compiler will infer the type that is needed:

```
Pair<Integer, String> p1 = new Pair<>(1, "apple");
Pair<Integer, String> p2 = new Pair<>(2, "pear");
boolean same = Util.compare(p1, p2);
```

This feature, known as *type inference*, allows you to invoke a generic method as an ordinary method, without specifying a type between angle brackets. This topic is further discussed later on, in “Type Inference.”

## Bounded Type Parameters

6

There may be times when you want to restrict the types that can be used as type arguments in a parameterized type. For example, a method that operates on numbers might only want to accept instances of `Number` or its subclasses. This is what *bounded type parameters* are for.

To declare a bounded type parameter, list the type parameter’s name, followed by the `extends` keyword, followed by its *upper bound*, which in this example is `Number`. Note that, in this context, `extends` is used in a general sense to mean either *extends* (as in classes) or *implements* (as in interfaces):

```
public class Box<T> {
    private T t;

    public void set(T t) {
        this.t = t;
    }

    public T get() {
        return t;
    }

    public <U extends Number> void inspect(U u){
        System.out.println("T: " + t.getClass().getName());
        System.out.println("U: " + u.getClass().getName());
    }

    public static void main(String[] args) {
        Box<Integer> integerBox = new Box<Integer>();
        integerBox.set(new Integer(10));
        integerBox.inspect("some text"); // error: this is still String!
    }
}
```

If we modify our generic method to include this bounded type parameter, compilation will now fail, since our invocation of `inspect` still includes a `String`:

```
Box.java:21: <U>inspect(U) in Box<java.lang.Integer> cannot
    be applied to (java.lang.String)
           integerBox.inspect("10");
                        ^
1 error
```

In addition to limiting the types you can use to instantiate a generic type, bounded type parameters allow you to invoke methods defined in the bounds:

```
public class NaturalNumber<T extends Integer> {
    private T n;

    public NaturalNumber(T n) { this.n = n; }

    public boolean isEven() {
        return n.intValue() % 2 == 0;
    }

    // . . .
}
```

The `isEven` method invokes the `intValue` method defined in the `Integer` class through `n`.

## Multiple Bounds

The previous example illustrates the use of a type parameter with a single bound, but a type parameter can have *multiple bounds*:

```
<T extends B1 & B2 & B3>
```

A type variable with multiple bounds is a subtype of all the types listed in the bound. If one of the bounds is a class, it must be specified first, as follows:

```
class A { /* . . . */ }
interface B { /* . . . */ }
interface C { /* . . . */ }

class D <T extends A & B & C> { /* . . . */ }
```

If bound `A` is not specified first, you get a compile-time error:

```
class D <T extends B & A & C> { /* . . . */ } // compile-time error
```

## Generic Methods and Bounded Type Parameters

Bounded type parameters are key to the implementation of generic algorithms. Consider the following method, which counts the number of elements in an array `T[]` that are greater than a specified element `elem`:

```
public static <T> int countGreaterThan(T[] anArray, T elem) {
    int count = 0;
    for (T e : anArray)
        if (e > elem) // compiler error
            ++count;
    return count;
}
```

The implementation of the method is straightforward, but it does not compile because the greater than operator (`>`) applies only to primitive types such as `short`, `int`, `double`, `long`, `float`, `byte`, and `char`. You cannot use the greater than operator to compare objects. To fix the problem, use a type parameter bounded by the `Comparable<T>` interface:

```
public interface Comparable<T> {
    public int compareTo(T o);
}
```

The resulting code is as follows:

```
public static <T extends Comparable<T>> int countGreaterThan(T[] anArray, T elem) {
    int count = 0;
    for (T e : anArray)
        if (e.compareTo(elem) > 0)
            ++count;
    return count;
}
```

## Generics, Inheritance, and Subtypes

As you already know, it is possible to assign an object of one type to an object of another type, provided that the types are compatible. For example, you can assign an `Integer` to an `Object`, since `Object` is one of `Integer`'s supertypes:

```
Object someObject = new Object();
Integer someInteger = new Integer(10);
someObject = someInteger; // OK
```

In object-oriented terminology, this is called an *is a* relationship. Since an `Integer` *is* a kind of `Object`, the assignment is allowed. But `Integer` is also a kind of `Number`, so the following code is valid as well:

```
public void someMethod(Number n) { /* . . . */ }

someMethod(new Integer(10)); // OK
someMethod(new Double(10.1)); // OK
```

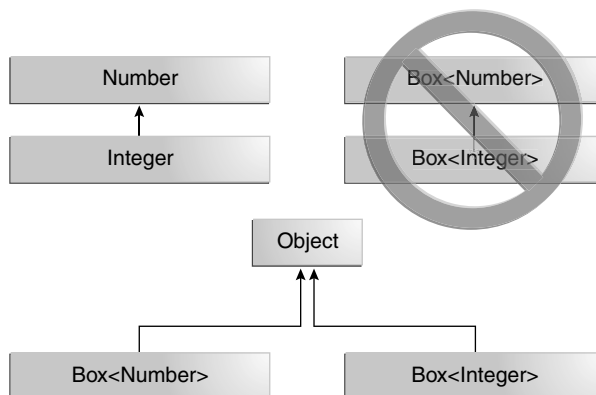
The same is also true with generics. You can perform a generic type invocation, passing `Number` as its type argument, and any subsequent invocation of `add` will be allowed if the argument is compatible with `Number`:

```
Box<Number> box = new Box<Number>();
box.add(new Integer(10)); // OK
box.add(new Double(10.1)); // OK
```

Now consider the following method:

```
public void boxTest(Box<Number> n) { /* . . . */ }
```

What type of argument does it accept? By looking at its signature, you can see that it accepts a single argument whose type is `Box<Number>`. But what does that mean? Are you allowed to pass in `Box<Integer>` or `Box<Double>`, as you might expect? The answer is *no* because, as shown in Figure 6.1, `Box<Integer>` and `Box<Double>` are not subtypes of `Box<Number>`. This is a common misunderstanding when it comes to programming with generics and is an important concept to learn.



**Figure 6.1** `Box<Integer>` Is Not a Subtype of `Box<Number>` Even Though `Integer` Is a Subtype of `Number`

**Note**

Given two concrete types A and B (e.g., `Number` and `Integer`), `MyClass` has no relationship to `MyClass<B>`, regardless of whether or not A and B are related. The common parent of `MyClass` and `MyClass<B>` is `Object`.

For information on how to create a subtype-like relationship between two generic classes when the type parameters are related, see the section on “Wildcards and Subtyping” later on in this chapter.

## Generic Classes and Subtyping

You can subtype a generic class or interface by extending or implementing it. The relationship between the type parameters of one class or interface and the type parameters of another are determined by the `extends` and `implements` clauses.

Using the `Collections` classes as an example, as shown in Figure 6.2, `ArrayList<E>` implements `List<E>`, and `List<E>` extends `Collection<E>`. So `ArrayList<String>` is a subtype of `List<String>`, which is a subtype of `Collection<String>`. So long as you do not vary the type argument, the subtyping relationship is preserved between the types.

Now imagine we want to define our own list interface, `PayloadList` (Figure 6.3), which associates an optional value of generic type `P` with each element. Its declaration might resemble the following:

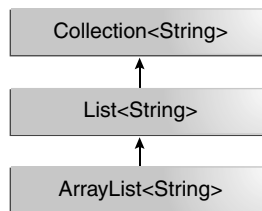


Figure 6.2 A Sample Collections Hierarchy

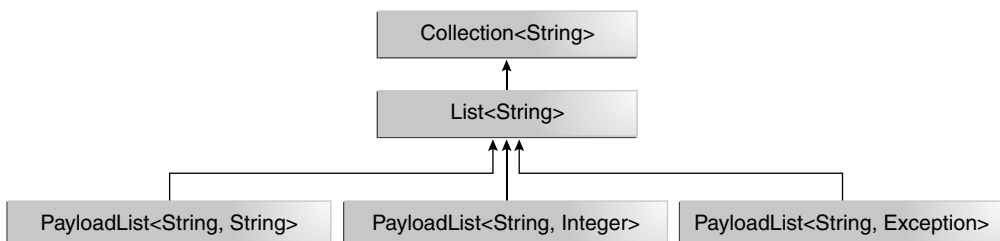


Figure 6.3 A Sample PayloadList Hierarchy



```
interface PayloadList<E,P> extends List<E> {
    void setPayload(int index, P val);
    . . .
}
```

The following parameterizations of `PayloadList` are subtypes of `List<String>`:

- `PayloadList<String,String>`
- `PayloadList<String,Integer>`
- `PayloadList<String,Exception>`

## 6

## Type Inference

*Type inference* is a Java compiler's ability to look at each method invocation and corresponding declaration to determine the type argument (or arguments) that makes the invocation applicable. The inference algorithm determines the types of the arguments and, if available, the type that the result is being assigned or returned. Finally, the inference algorithm tries to find the *most specific* type that works with all the arguments.

To illustrate this last point, in the following example, inference determines that the second argument being passed to the `pick` method is of type `Serializable`:

```
static <T> T pick(T a1, T a2) { return a2; }
Serializable s = pick("d", new ArrayList<String>());
```

## Type Inference and Generic Methods

The previous discussion of generic methods introduced you to type inference, which enables you to invoke a generic method as you would an ordinary method, without specifying a type between angle brackets. Consider the following example, `Box-Demo`, which requires the `Box` class:

```
public class BoxDemo {

    public static <U> void addBox(U u,
        java.util.List<Box<U>> boxes) {
        Box<U> box = new Box<>();
        box.set(u);
        boxes.add(box);
    }

    public static <U> void outputBoxes(java.util.List<Box<U>> boxes) {
        int counter = 0;
        for (Box<U> box: boxes) {
            U boxContents = box.get();
            System.out.println("Box #" + counter + " contains [" +
```

```
        boxContents.toString() + "]);
        counter++;
    }
}

public static void main(String[] args) {
    java.util.ArrayList<Box<Integer>> listOfIntegerBoxes =
        new java.util.ArrayList<>();
    BoxDemo.<Integer>addBox(Integer.valueOf(10), listOfIntegerBoxes);
    BoxDemo.addBox(Integer.valueOf(20), listOfIntegerBoxes);
    BoxDemo.addBox(Integer.valueOf(30), listOfIntegerBoxes);
    BoxDemo.outputBoxes(listOfIntegerBoxes);
}
}
```

The following is the output from this example:

```
Box #0 contains [10]
Box #1 contains [20]
Box #2 contains [30]
```

The generic method `addBox` defines one type parameter, named `U`. Generally, a Java compiler can infer the type parameters of a generic method call. Consequently, in most cases, you do not need to specify them. For example, to invoke the generic method `addBox`, you can specify the type parameter as follows:

```
BoxDemo.<Integer>addBox(Integer.valueOf(10), listOfIntegerBoxes);
```

Alternatively, if you omit the type parameters, a Java compiler automatically infers (from the method's arguments) that the type parameter is `Integer`:

```
BoxDemo.addBox(Integer.valueOf(20), listOfIntegerBoxes);
```

## Type Inference and Instantiation of Generic Classes

You can replace the type arguments required to invoke the constructor of a generic class with an empty set of type parameters (`<>`; informally known as *the diamond*) as long as the compiler can infer the type arguments from the context.

For example, consider the following variable declaration:

```
Map<String, List<String>> myMap = new HashMap<String, List<String>>();
```

You can substitute the parameterized type of the constructor with an empty set of type parameters (`<>`):

```
Map<String, List<String>> my Map = new HashMap<>();
```

In order to take advantage of type inference during generic class instantiation, you must place notation inside the diamond. In the following example, the compiler generates an unchecked conversion warning because the `HashMap()` constructor refers to the `HashMap` raw type, not the `Map<String, List<String>>` type:

```
Map<String, List<String>> myMap = new HashMap(); // unchecked conversion warning
```

Java supports limited type inference for generic instance creation; you can only use type inference if the parameterized type of the constructor is obvious from the context. For example, the following code does not compile:

```
List<String> list = new ArrayList<>();
list.add("A");

// The following statement should fail since addAll expects
// Collection<? extends String>
list.addAll(new ArrayList<>());
```

Note that the diamond often works in method calls; however, for greater clarity, it is suggested that you use the diamond primarily to initialize a variable where it is declared. Note that the following example can successfully compile:

```
List<? extends String> list2 = new ArrayList<>();
list.addAll(list2);
```

## Type Inference and Generic Constructors of Generic and Nongeneric Classes

Note that constructors can be generic (i.e., declare their own formal type parameters) in both generic and nongeneric classes. Consider the following example:

```
class MyClass<X> {
    <T> MyClass(T t) {
        // . . .
    }
}
```

Now consider the following instantiation of the class `MyClass`:

```
new MyClass<Integer>("")
```

This statement creates an instance of the parameterized type `MyClass<Integer>`; the statement explicitly specifies the type `Integer` for the formal type parameter, `X`, of the generic class `MyClass<X>`. Note that the constructor for this generic class

contains a formal type parameter, `T`. The compiler infers the type `String` for the formal type parameter, `T`, of the constructor of this generic class (because the actual parameter of this constructor is a `String` object).

Compilers from releases prior to Java SE 7 are able to infer the actual type parameters of generic constructors, similar to generic methods. However, compilers in Java SE 7 and later can infer the actual type parameters of the generic class being instantiated if you use the diamond (`<>`). Consider the following example:

```
MyClass<Integer> myObject = new MyClass<>("");
```

In this example, the compiler infers the type `Integer` for the formal type parameter, `X`, of the generic class `MyClass<X>`. It infers the type `String` for the formal type parameter, `T`, of the constructor of this generic class.

### Note

It is important to note that the inference algorithm uses only invocation arguments and, possibly, an obvious expected return type to infer types. The inference algorithm does not use results from later in the program.

## Wildcards

In generic code, the question mark (`?`), called the *wildcard*, represents an unknown type. The wildcard can be used in a variety of situations: as the type of a parameter, field, or local variable, or sometimes as a return type (though it is better programming practice to be more specific). The wildcard is never used as a type argument for a generic method invocation, a generic class instance creation, or a supertype.

The following sections discuss wildcards in more detail, including upper-bounded wildcards, lower-bounded wildcards, and wildcard capture.

### Upper-Bounded Wildcards

You can use an upper-bounded wildcard to relax the restrictions on a variable. For example, say you want to write a method that works on `List<Integer>`, `List<Double>`, and `List<Number>`; you can achieve this by using an upper-bounded wildcard.

To declare an upper-bounded wildcard, use the wildcard character (`?`), followed by the `extends` keyword, followed by its *upper bound*. Note that, in this context, `extends` is used in a general sense to mean either *extends* (as in classes) or *implements* (as in interfaces).

To write the method that works on lists of `Number` and the subtypes of `Number`, such as `Integer`, `Double`, and `Float`, you would specify `List<? extends Number>`. The term `List<Number>` is more restrictive than `List<? extends Number>` because the former matches a list of type `Number` only, whereas the latter matches a list of type `Number` or any of its subclasses.

Consider the following process method:

```
public static void process(List<? extends Foo> list) { /* . . . */ }
```

The upper-bounded wildcard, `<? extends Foo>`, where `Foo` is any type, matches `Foo` and any subtype of `Foo`. The process method can access the list elements as type `Foo`:

```
public static void process(List<? extends Foo> list) {
    for (Foo elem : list) {
        // . . .
    }
}
```

In the `foreach` clause, the `elem` variable iterates over each element in the list. Any method defined in the `Foo` class can now be used on `elem`.

The `sumOfList` method returns the sum of the numbers in a list:

```
public static double sumOfList(List<? extends Number> list) {
    double s = 0.0;
    for (Number n : list)
        s += n.doubleValue();
    return s;
}
```

The following code, using a list of `Integer` objects, prints `sum = 6.0`:

```
List<Integer> li = Arrays.asList(1, 2, 3);
System.out.println("sum = " + sumOfList(li));
```

A list of `Double` values can use the same `sumOfList` method. The following code prints `sum = 7.0`:

```
List<Double> ld = Arrays.asList(1.2, 2.3, 3.5);
System.out.println("sum = " + sumOfList(ld));
```

## Unbounded Wildcards

The unbounded wildcard type is specified using the wildcard character (`?`)—for example, `List<?>`. This is called a *list of unknown type*. There are two scenarios where an unbounded wildcard is a useful approach:

- It is useful if you are writing a method that can be implemented using functionality provided in the `Object` class.
- It is useful when the code is using methods in the generic class that don't depend on the type parameter (e.g., `List.size` or `List.clear`). In fact, `Class<?>` is often used because most of the methods in `Class<T>` do not depend on `T`.

Consider the following method, `printList`:

```
public static void printList(List<Object> list) {
    for (Object elem : list)
        System.out.println(elem + " ");
    System.out.println();
}
```

The goal of `printList` is to print a list of any type, but it fails to achieve that goal: It prints only a list of `Object` instances. It cannot print `List<Integer>`, `List<String>`, `List<Double>`, and so on. This is because they are not subtypes of `List<Object>`. To write a generic `printList` method, use `List<?>`:

```
public static void printList(List<?> list) {
    for (Object elem: list)
        System.out.print(elem + " ");
    System.out.println();
}
```

For any concrete type `A`, `List` is a subtype of `List<?>`. Thus you can use `printList` to print a list of any type:

```
List<Integer> li = Arrays.asList(1, 2, 3);
List<String> ls = Arrays.asList("one", "two", "three");
printList(li);
printList(ls);
```

It's important to note that `List<Object>` and `List<?>` are not the same. You can insert an `Object`, or any subtype of `Object`, into a `List<Object>`. But you can only insert `null` into a `List<?>`. The “Guidelines for Wildcard Use” section has more information on how to determine what kind of wildcard, if any, should be used in a given situation.

### Note

The `Arrays.asList`<sup>1</sup> method is used in examples throughout this chapter. This static factory method converts the specified array and returns a fixed-size list.

1. [7/docs/api/java/util/Arrays.html#asList\(T...\)](http://7/docs/api/java/util/Arrays.html#asList(T...))

## Lower-Bounded Wildcards

The “Upper-Bounded Wildcards” section shows that an upper-bounded wildcard restricts the unknown type to be a specific type or a subtype of that type and is represented using the `extends` keyword. In a similar way, a lower-bounded wildcard restricts the unknown type to be a specific type or a supertype of that type. A lower-bounded wildcard is expressed using the wildcard character (`?`), followed by the `super` keyword, followed by its *lower bound*: `<? super A>`.

### Note

You can specify either an upper bound or a lower bound for a wildcard; you cannot specify both.

Say you want to write a method that puts `Integer` objects into a list. To maximize flexibility, you would like the method to work on `List<Integer>`, `List<Number>`, and `List<Object>`—anything that can hold `Integer` values.

To write the method that works on lists of `Integer` and the supertypes of `Integer`, such as `Integer`, `Number`, and `Object`, you would specify `List<? super Integer>`. The term `List<Integer>` is more restrictive than `List<? super Integer>` because the former matches a list of type `Integer` only, whereas the latter matches a list of any type that is a supertype of `Integer`.

The following code adds the numbers 1 through 10 to the end of a list:

```
public static void addNumbers(List<? super Integer> list) {
    for (int i = 1; i <= 10; i++) {
        list.add(i);
    }
}
```

The “Guidelines for Wildcard Use” section in this chapter provides guidance on when to use upper-bounded wildcards and when to use lower-bounded wildcards.

## Wildcards and Subtyping

As described previously in “Generics, Inheritance, and Subtypes,” generic classes or interfaces are not related merely because there is a relationship between their types. However, you can use wildcards to create a relationship between generic classes or interfaces.

Consider the following two regular (nongeneric) classes:

```
class A { /* . . . */ }
```

```
class B extends A { /* . . . */ }
```

For these classes, it would be reasonable to write the following code:

```
B b = new B();
A a = b;
```

This example shows that inheritance of regular classes follows the rule of subtyping: class B is a subtype of class A if B extends A. This rule does not apply to generic types:

```
List<B> lb = new ArrayList<>();
List la = lb; // compile-time error
```

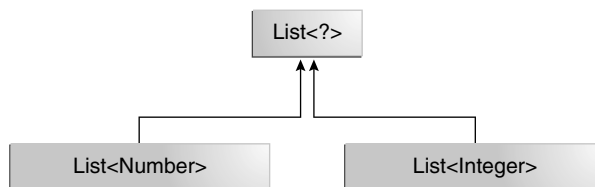
Given that `Integer` is a subtype of `Number`, what is the relationship between `List<Integer>` and `List<Number>`? Although `Integer` is a subtype of `Number`, `List<Integer>` is not a subtype of `List<Number>` and, in fact, these two types are not related. The common parent of `List<Number>` and `List<Integer>` is `List<?>` (Figure 6.4).

In order to create a relationship between these classes so that the code can access `Number`'s methods through `List<Integer>`'s elements, use an upper-bounded wildcard:

```
List<? extends Integer> intList = new ArrayList<>();
// OK. List<? extends Integer> is a subtype of List<? extends Number>
List<? extends Number> numList = intList;
```

Because `Integer` is a subtype of `Number`, and `numList` is a list of `Number` objects, a relationship now exists between `intList` (a list of `Integer` objects) and `numList`. Figure 6.5 shows the relationships between several `List` classes declared with both upper- and lower-bounded wildcards.

The “Guidelines for Wildcard Use” section later on in this chapter has more information about the ramifications of using upper- and lower-bounded wildcards.



**Figure 6.4** The Common Parent Is `List<?>`



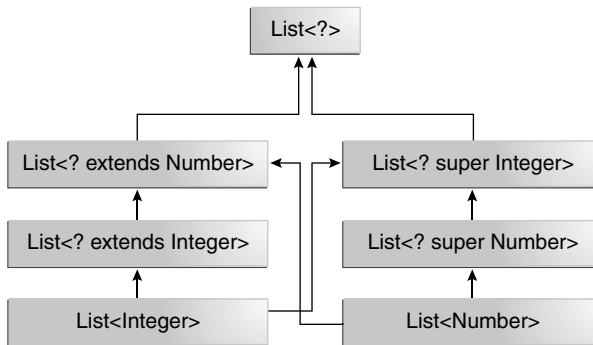


Figure 6.5 A Hierarchy of Several Generic List Class Declarations

## Wildcard Capture and Helper Methods

In some cases, the compiler infers the type of a wildcard. For example, a list may be defined as `List<?>`, but when evaluating an expression, the compiler infers a particular type from the code. This scenario is known as *wildcard capture*. For the most part, you don't need to worry about wildcard capture, except when you see an error message that contains the phrase *capture of*.

The `WildcardError` example produces a capture error when compiled:

```
import java.util.List;

public class WildcardError {

    void foo(List<?> i) {
        i.set(0, i.get(0));
    }
}
```

In this example, the compiler processes the `i` input parameter as being of type `Object`. When the `foo` method invokes `List.set(int, E)`<sup>2</sup>, the compiler is not able to confirm the type of object that is being inserted into the list and an error is produced. When this type of error occurs, it typically means that the compiler believes that you are assigning the wrong type to a variable. Generics were added to the Java language for this reason—to enforce type safety at compile time.

The `WildcardError` example generates the following error when compiled by Oracle's JDK 7 `javac` implementation:

```
WildcardError.java:6: error: method set in interface List<E> cannot
    be applied to given types;
```

2. [7/docs/api/java/util/List.html#set\(int,E\)](http://7/docs/api/java/util/List.html#set(int,E))

```

    i.set(0, i.get(0));
    ^
required: int,CAP#1
found: int,Object
reason: actual argument Object cannot be converted to CAP#1 by method
       invocation conversion
where E is a type-variable:
    E extends Object declared in interface List
where CAP#1 is a fresh type-variable:
    CAP#1 extends Object from capture of ?
1 error

```

In this example, the code is attempting to perform a safe operation, so how can you work around the compiler error? You can fix it by writing a *private helper method*, which captures the wildcard. In this case, you can work around the problem by creating the private helper method, `fooHelper`, as shown in `WildcardFixed`:

```

public class WildcardFixed {

    void foo(List<?> i) {
        fooHelper(i);
    }

    // Helper method created so that the wildcard can be captured
    // through type inference.
    private <T> void fooHelper(List<T> l) {
        l.set(0, l.get(0));
    }
}

```

Thanks to the helper method, the compiler uses inference to determine that `T` is `CAP#1`, the capture variable, in the invocation. The example now compiles successfully.

By convention, helper methods are generally named *originalMethodName-Helper*. Now consider a more complex example, `WildcardErrorBad`:

```

import java.util.List;

public class WildcardErrorBad {

    void swapFirst(List<? extends Number> l1, List<? extends Number> l2) {
        Number temp = l1.get(0);
        l1.set(0, l2.get(0)); // expected a CAP#1 extends Number,
                             // got a CAP#2 extends Number;
                             // same bound, but different types
        l2.set(0, temp);     // expected a CAP#1 extends Number,
                             // got a Number
    }
}

```

In this example, the code is attempting an unsafe operation. For example, consider the following invocation of the `swapFirst` method:

```
List<Integer> li = Arrays.asList(1, 2, 3);
List<Double> ld = Arrays.asList(10.10, 20.20, 30.30);
swapFirst(li, ld);
```

While `List<Integer>` and `List<Double>` both fulfill the criteria of `List<? extends Number>`, it is clearly incorrect to take an item from a list of `Integer` values and attempt to place it into a list of `Double` values.

Compiling the code with Oracle's JDK `javac` compiler produces the following error:

6

```
WildcardErrorBad.java:7: error: method set in interface List<E> cannot be
  applied to given types;
    l1.set(0, l2.get(0)); // expected a CAP#1 extends Number,
        ^
  required: int,CAP#1
  found: int,Number
  reason: actual argument Number cannot be converted to CAP#1 by method
  invocation conversion
  where E is a type-variable:
    E extends Object declared in interface List
  where CAP#1 is a fresh type-variable:
    CAP#1 extends Number from capture of ? extends Number
WildcardErrorBad.java:10: error: method set in interface List<E> cannot
  be applied to given types;
    l2.set(0, temp); // expected a CAP#1 extends Number,
        ^
  required: int,CAP#1
  found: int,Number
  reason: actual argument Number cannot be converted to CAP#1 by method
  invocation conversion
  where E is a type-variable:
    E extends Object declared in interface List
  where CAP#1 is a fresh type-variable:
    CAP#1 extends Number from capture of ? extends Number
WildcardErrorBad.java:15: error: method set in interface List<E> cannot
  be applied to given types;
    i.set(0, i.get(0));
        ^
  required: int,CAP#1
  found: int,Object
  reason: actual argument Object cannot be converted to CAP#1 by method
  invocation conversion
  where E is a type-variable:
    E extends Object declared in interface List
  where CAP#1 is a fresh type-variable:
    CAP#1 extends Object from capture of ?
3 errors
```

There is no helper method to work around the problem because the code is fundamentally wrong.

## Guidelines for Wildcard Use

One of the more confusing aspects when learning to program with generics is determining when to use an upper-bounded wildcard and when to use a lower-bounded wildcard. This section provides some guidelines to follow when designing your code.

For purposes of this discussion, it is helpful to think of variables as serving one of two functions:

- An *in* variable serves up data to the code. Imagine a copy method with two arguments: `copy(src, dest)`. The `src` argument provides the data to be copied, so it is the *in* parameter.
- An *out* variable holds data for use elsewhere. In the copy example, `copy(src, dest)`, the `dest` argument accepts data, so it is the *out* parameter.

Of course, some variables are used for both in and out purposes, as discussed later. You can use the in and out principles when deciding whether to use a wildcard and what type of wildcard is appropriate. The following list provides the guidelines that you should follow:

- An invariable is defined with an upper-bounded wildcard, using the `extends` keyword.
- An out variable is defined with a lower-bounded wildcard, using the `super` keyword.
- In the case where the in variable can be accessed using methods defined in the Object class, use an unbounded wildcard.
- In the case where the code needs to access the variable as both an in and an out variable, do not use a wildcard.

These guidelines do not apply to a method's return type. Using a wildcard as a return type should be avoided because it forces programmers using the code to deal with wildcards.

A list defined by `List<? extends . . . >` can be informally thought of as read only, but that is not a strict guarantee. Suppose you have the following two classes:

```
class NaturalNumber {
    private int i;

    public NaturalNumber(int i) { this.i = i; }
    // . . .
}

class EvenNumber extends NaturalNumber {
```

```

    public EvenNumber(int i) { super(i); }
    // . . .
}

```

Consider the following code:

```

List<EvenNumber> le = new ArrayList<>();
List<? extends NaturalNumber> ln = le;
ln.add(new NaturalNumber(35)); // compile-time error

```

Because `List<EvenNumber>` is a subtype of `List<? extends NaturalNumber>`, you can assign `le` to `ln`. But you cannot use `ln` to add a natural number to a list of even numbers. The following operations on the list are possible:

6

- You can add `null`.
- You can invoke `clear`.
- You can get the iterator and invoke `remove`.
- You can capture the wildcard and write elements that you've read from the list.

You can see that the list defined by `List<? extends NaturalNumber>` is not read only in the strictest sense of the word, but you might think of it that way because you cannot store a new element or change an existing element in the list.

## Type Erasure

Generics were introduced to the Java language to provide tighter type checks at compile time and to support generic programming. To implement generics, the Java compiler applies type erasure to achieve the following:

- Replace all type parameters in generic types with their bounds or `Object` if the type parameters are unbounded. The produced bytecode, therefore, contains only ordinary classes, interfaces, and methods.
- Insert type casts if necessary to preserve type safety.
- Generate bridge methods to preserve polymorphism in extended generic types.

Type erasure ensures that no new classes are created for parameterized types; consequently, generics incur no runtime overhead.

## Erasure of Generic Types

During the type erasure process, the Java compiler erases all type parameters and replaces each with its first bound if the type parameter is bounded or `Object` if the type parameter is unbounded.

Consider the following generic class that represents a node in a singly linked list:

```
public class Node<T> {  
    private T data;  
    private Node<T> next;  
  
    public Node(T data, Node<T> next) {  
        this.data = data;  
        this.next = next;  
    }  
  
    public T getData() { return data; }  
    // . . .  
}
```

Because the type parameter `T` is unbounded, the Java compiler replaces it with `Object`:

```
public class Node {  
    private Object data;  
    private Node next;  
  
    public Node(Object data, Node next) {  
        this.data = data;  
        this.next = next;  
    }  
  
    public Object getData() { return data; }  
    // . . .  
}
```

In the following example, the generic `Node` class uses a bounded type parameter:

```
public class Node<T extends Comparable<T>> {  
    private T data;  
    private Node<T> next;  
  
    public Node(T data, Node<T> next) {  
        this.data = data;  
        this.next = next;  
    }  
  
    public T getData() { return data; }  
    // . . .  
}
```

The Java compiler replaces the bounded type parameter `T` with the first bound class, `Comparable`:

```
public class Node {
```

```

private Comparable data;
private Node next;

public Node(Comparable data, Node next) {
    this.data = data;
    this.next = next;
}

public Comparable getData() { return data; }
// . . .
}

```

## Erasure of Generic Methods

6

The Java compiler also erases type parameters in generic method arguments. Consider the following generic method:

```

// Counts the number of occurrences of elem in anArray.

public static <T> int count(T[] anArray, T elem) {
    int cnt = 0;
    for (T e : anArray)
        if (e.equals(elem))
            ++cnt;
    return cnt;
}

```

Because `T` is unbounded, the Java compiler replaces it with `Object`:

```

public static int count(Object[] anArray, Object elem) {
    int cnt = 0;
    for (Object e : anArray)
        if (e.equals(elem))
            ++cnt;
    return cnt;
}

```

Suppose the following classes are defined:

```

class Shape { /* . . . */ }
class Circle extends Shape { /* . . . */ }
class Rectangle extends Shape { /* . . . */ }

```

You can write a generic method to draw different shapes:

```

public static <T extends Shape> void draw(T shape) { /* . . . */ }

```

The Java compiler replaces `T` with `Shape`:

```

public static void draw(Shape shape) { /* . . . */ }

```

## Effects of Type Erasure and Bridge Methods

Sometimes type erasure causes a situation that you may not have anticipated. The following example shows how this can occur. The example shows how a compiler sometimes creates a synthetic method, called a bridge method, as part of the type erasure process.

Consider the following two classes:

```
public class Node<T> {
    private T data;

    public Node(T data) { this.data = data; }

    public void setData(T data) {
        System.out.println("Node.setData");
        this.data = data;
    }
}

public class MyNode extends Node<Integer> {
    public MyNode(Integer data) { super(data); }

    public void setData(Integer data) {
        System.out.println("MyNode.setData");
        super.setData(data);
    }
}
```

Now, consider the following code:

```
MyNode mn = new MyNode(5);
Node n = mn; // A raw type - compiler throws an unchecked warning
n.setData("Hello"); // Causes a ClassCastException to be thrown.
Integer x = mn.data;
```

After type erasure, this code changes as follows:

```
MyNode mn = new MyNode(5);
Node n = (MyNode)mn; // A raw type - compiler throws an unchecked warning
n.setData("Hello");
Integer x = (String)mn.data; // Causes a ClassCastException to be thrown.
```

Here is what happens as the code is executed:

- `n.setData("Hello");` causes the method `setData(Object)` to be executed on the object of class `MyNode`. (The `MyNode` class inherited `setData(Object)` from `Node`.)
- In the body of `setData(Object)`, the `data` field of the object referenced by `n` is assigned to a `String`.



- The data field of that same object, referenced via `mn`, can be accessed and is expected to be an integer (since `mn` is a `MyNode`, which is a `Node<Integer>`).
- Trying to assign a `String` to an `Integer` causes a `ClassCastException` from a cast inserted at the assignment by a Java compiler.

## Bridge Methods

When compiling a class or interface that extends a parameterized class or implements a parameterized interface, the compiler may need to create a synthetic method, called a *bridge method*, as part of the type erasure process. You normally don't need to worry about bridge methods, but you might be puzzled if one appears in a stack trace.

After type erasure, the `Node` and `MyNode` classes are as follows:

```
public class Node {
    private Object data;

    public Node(Object data) { this.data = data; }

    public void setData(Object data) {
        System.out.println("Node.setData");
        this.data = data;
    }
}

public class MyNode extends Node {

    public MyNode(Integer data) { super(data); }

    public void setData(Integer data) {
        System.out.println(Integer data);
        super.setData(data);
    }
}
```

After type erasure, the method signatures do not match. The `Node` method becomes `setData(Object)` and the `MyNode` method becomes `setData(Integer)`. Therefore, the `MyNode.setData` method does not override the `Node.setData` method.

To solve this problem and preserve the polymorphism of generic types after type erasure, a Java compiler generates a bridge method to ensure that subtyping works as expected. For the `MyNode` class, the compiler generates the following bridge method for `setData`:

```
class MyNode extends Node {
    // Bridge method generated by the compiler

    public void setData(Object data) {
        setData((Integer) data);
    }
}
```

```
    public void setData(Integer data) {
        System.out.println("MyNode.setData");
        super.setData(data);
    }
    // . . .
}
```

As you can see, the bridge method, which has the same method signature as the `Node` class's `setData` method after type erasure, delegates to the original `setData` method.

## Nonreifiable Types

The “Type Erasure” section discusses the process where the compiler removes information related to type parameters and type arguments. Type erasure has consequences related to variable arguments (also known as *varargs*), methods where a vararg formal parameter contains nonreifiable type. See Chapter 4, “Passing Information to a Method or a Constructor,” for more information about vararg methods.

### Nonreifiable Types Defined

A *reifiable type* is a type whose type information is fully available at runtime. This includes primitives, nongeneric types, raw types, and invocations of unbound wildcards.

*Nonreifiable types* are types whose information has been removed at compile time by type erasure—invocations of generic types that are not defined as unbounded wildcards. A nonreifiable type does not have all its information available at runtime. Examples of nonreifiable types are `List<String>` and `List<Number>`; the Java Virtual Machine (Java VM) cannot tell the difference between these types at runtime. As shown in the section “Restrictions on Generics” later in this chapter, there are certain situations where nonreifiable types cannot be used (e.g., in an instance of expression or as an element in an array).

### Heap Pollution

*Heap pollution* occurs when a variable of a parameterized type refers to an object that is not of that parameterized type. This situation occurs if the program performed some operation that gives rise to an unchecked warning at compile time. An *unchecked warning* is generated if, either at compile time (within the limits of the compile-time type checking rules) or at runtime, the correctness of an operation involving a parameterized type (e.g., a cast or method call) cannot be verified. For example, heap pollution occurs when mixing raw types and parameterized types or when performing unchecked casts.

In normal situations, when all code is compiled at the same time, the compiler issues an unchecked warning to draw your attention to potential heap pollution. If

you compile sections of your code separately, it is difficult to detect the potential risk of heap pollution. If you ensure that your code compiles without warnings, then no heap pollution can occur.

### Potential Vulnerabilities of Varargs Methods with Nonreifiable Formal Parameters

Generic methods that include vararg input parameters can cause heap pollution. Consider the following `ArrayBuilder` class:

```
public class ArrayBuilder {
    public static <T> void addToList (List<T> listArg, T . . . elements)
    {
        for (T x : elements) {
            listArg.add(x);
        }
    }

    public static void faultyMethod(List<String> . . . l) {
        Object[] objectArray = l; // Valid
        objectArray[0] = Arrays.asList(42);
        String s = l[0].get(0); // ClassCastException thrown here
    }
}
```

The following example, `HeapPollutionExample`, uses the `ArrayBuilder` class:

```
public class HeapPollutionExample {
    public static void main(String[] args) {
        List<String> stringListA = new ArrayList<String>();
        List<String> stringListB = new ArrayList<String>();

        ArrayBuilder.addToList(stringListA, "Seven", "Eight", "Nine");
        ArrayBuilder.addToList(stringListA, "Ten", "Eleven", "Twelve");
        List<List<String>> listOfStringLists =
            new ArrayList<List<String>>();
        ArrayBuilder.addToList(listOfStringLists,
            stringListA, stringListB);

        ArrayBuilder.faultyMethod(Arrays.asList("Hello!"),
            Arrays.asList("World!"));
    }
}
```

When this is compiled, the following warning is produced by the definition of the `ArrayBuilder.addToList` method:

```
warning: [varargs] Possible heap pollution from parameterized vararg type T
```

When the compiler encounters a varargs method, it translates the varargs formal parameter into an array. However, the Java programming language does not permit the creation of arrays of parameterized types. In the method `ArrayBuilder.addToList`, the compiler translates the varargs formal parameter `T . . . elements` to the formal parameter `T[] elements`, an array. However, because of type erasure, the compiler converts the varargs formal parameter to `Object[] elements`. Consequently, there is a possibility of heap pollution.

The following statement assigns the varargs formal parameter `l` to the `Object` array `objectArgs`:

```
Object[] objectArray = l;
```

This statement can potentially introduce heap pollution. A value that does match the parameterized type of the varargs formal parameter `l` can be assigned to the variable `objectArray` and thus can be assigned to `l`. However, the compiler does not generate an unchecked warning at this statement. The compiler has already generated a warning when it translated the varargs formal parameter `List<String> . . . l` to the formal parameter `List[] l`. This statement is valid; the variable `l` has the type `List[]`, which is a subtype of `Object[]`.

Consequently, the compiler does not issue a warning or error if you assign a `List` object of any type to any array component of the `objectArray` array as shown by this statement:

```
objectArray[0] = Arrays.asList(42);
```

The first array component of the `objectArray` array is assigned with a `List` object that contains one object of type `Integer`.

Suppose you invoke `ArrayBuilder.faultyArray` with the following statement:

```
ArrayBuilder.faultyMethod(Arrays.asList("Hello!"), Arrays.asList("World!"));
```

At runtime, the Java VM throws a `ClassCastException` at the following statement:

```
// ClassCastException thrown here
String s = l[0].get(0);
```

The object stored in the first array component of the variable `l` has the type `List<Integer>`, but this statement is expecting an object of type `List<String>`.

### Prevent Warnings from Varargs Methods with Nonreifiable Formal Parameters

If you declare a varargs method that has parameters of a parameterized type and you ensure that the body of the method does not throw a `ClassCastException` or

other similar exception due to improper handling of the varargs formal parameter, you can prevent the warning that the compiler generates for these kinds of varargs methods by adding the following annotation to static and nonconstructor method declarations:

```
@SafeVarargs
```

The `@SafeVarargs` annotation is a documented part of the method's contract; this annotation asserts that the implementation of the method will not improperly handle the varargs formal parameter.

It is also possible, though less desirable, to suppress such warnings by adding the following to the method declaration:

```
@SuppressWarnings({"unchecked", "varargs"})
```

However, this approach does not suppress warnings generated from the method's call site. If you are unfamiliar with the `@SuppressWarnings` syntax, see Chapter 4, "Annotations."

## Restrictions on Generics

To use Java generics effectively, you must consider the following restrictions.

### Cannot Instantiate Generic Types with Primitive Types

Consider the following parameterized type:

```
class Pair<K, V> {
    private K key;
    private V value;

    public Pair(K key, V value) {
        this.key = key;
        this.value = value;
    }

    // . . .
}
```

When creating a `Pair` object, you cannot substitute a primitive type for the type parameter `K` or `V`:

```
Pair<int, char> p = new Pair<>(8, 'a'); // compile-time error
```

You can only substitute nonprimitive types for the type parameters *K* and *V*:

```
Pair<Integer, Character> p = new Pair<>(8, 'a');
```

Note that the Java compiler autoboxes 8 to `Integer.valueOf(8)` and 'a' to `Character('a')`:

```
Pair<Integer, Character> p = new Pair<>(Integer.valueOf(8), new Character('a'));
```

For more information on autoboxing, see Chapter 8.

## Cannot Create Instances of Type Parameters

You cannot create an instance of a type parameter. For example, the following code causes a compile-time error:

```
public static <E> void append(List<E> list) {
    E elem = new E(); // compile-time error
    list.add(elem);
}
```

As a workaround, you can create an object of a type parameter through reflection:

```
public static <E> void append(List<E> list, Class<E> cls) throws Exception
{
    E elem = cls.newInstance(); // OK
    list.add(elem);
}
```

You can invoke the `append` method as follows:

```
List<String> ls = new ArrayList<>();
append(ls, String.class);
```

## Cannot Declare Static Fields Whose Types Are Type Parameters

A class's static field is a class-level variable shared by all nonstatic objects of the class. Hence, static fields of type parameters are not allowed. Consider the following class:

```
public class MobileDevice<T> {
    private static T os;

    // . . .
}
```

If static fields of type parameters were allowed, then the following code would be confused:

```
MobileDevice<Smartphone> phone = new MobileDevice<>();
MobileDevice<Pager> pager = new MobileDevice<>();
MobileDevice<TabletPC> pc = new MobileDevice<>();
```

Because the static field `os` is shared by `phone`, `pager`, and `pc`, what is the actual type of `os`? It cannot be `Smartphone`, `Pager`, and `TabletPC` at the same time. You cannot, therefore, create static fields of type parameters.

## 6

## Cannot Use Casts or instanceof with Parameterized Types

Because the Java compiler erases all type parameters in generic code, you cannot verify which parameterized type for a generic type is being used at runtime:

```
public static <E> void rtti(List<E> list) {
    if (list instanceof ArrayList<Integer>) { // compile-time error
        // . . .
    }
}
```

The set of parameterized types passed to the `rtti` method is as follows:

```
S = { ArrayList<Integer>, ArrayList<String> LinkedList<Character>, . . . }
```

The runtime does not keep track of type parameters, so it cannot tell the difference between an `ArrayList<Integer>` and an `ArrayList<String>`. The most you can do is to use an unbounded wildcard to verify that the list is an `ArrayList`:

```
public static void rtti(List<?> list) {
    if (list instanceof ArrayList<?>) { // OK; instanceof requires a
        // reifiable type
        // . . .
    }
}
```

Typically, you cannot cast to a parameterized type unless it is parameterized by unbounded wildcards. Here is an example:

```
List<Integer> li = new ArrayList<>();
List<Number> ln = (List<Number>) li; // compile-time error
```

However, in some cases, the compiler knows that a type parameter is always valid and allows the cast. Here's an example:

```
List<String> l1 = . . . ;
ArrayList<String> l2 = (ArrayList<String>)l1; // OK
```

## Cannot Create Arrays of Parameterized Types

You cannot create arrays of parameterized types. For example, the following code does not compile:

```
List<Integer>[] arrayOfLists = new List<Integer>[2]; // compile-time error
```

The following code illustrates what happens when different types are inserted into an array:

```
Object[] strings = new String[2];
strings[0] = "hi"; // OK
strings[1] = 100; // An ArrayStoreException is thrown.
```

If you try the same thing with a generic list, there would be a problem:

```
Object[] stringLists = new List<String>[]; // compiler error, but pretend
// it's allowed
stringLists[0] = new ArrayList<String>(); // OK
stringLists[1] = new ArrayList<Integer>(); // An ArrayStoreException
// should be thrown,
// but the runtime can't detect it.
```

If arrays of parameterized lists were allowed, the previous code would fail to throw the desired `ArrayStoreException`.

## Cannot Create, Catch, or Throw Objects of Parameterized Types

A generic class cannot extend the `Throwable` class directly or indirectly. For example, the following classes will not compile:

```
// Extends Throwable indirectly
class MathException<T> extends Exception { /* . . . */ } // compile-time error

// Extends Throwable directly
class QueueFullException<T> extends Throwable { /* . . . */ } // compile-time error
```

A method cannot catch an instance of a type parameter:

```
public static <T extends Exception, J> void execute(List<J> jobs) {
    try {
        for (J job : jobs)
            // . . .
    } catch (T e) { // compile-time error
        // . . .
    }
}
```



```
    }
}
```

You can, however, use a type parameter in a throws clause:

```
class Parser<T extends Exception> {
    public void parse(File file) throws T {    // OK
        // . . .
    }
}
```

## 6

### Cannot Overload a Method Where the Formal Parameter Types of Each Overload Erase to the Same Raw Type

A class cannot have two overloaded methods that will have the same signature after type erasure:

```
public class Example {
    public void print(Set<String> strSet) { }
    public void print(Set<Integer> intSet) { }
}
```

The overloads would all share the same classfile representation, which will generate a compile-time error.

## Questions and Exercises: Generics

### Questions

1. Will the following class compile? If not, why?

```
public final class Algorithm {
    public static T max(T x, T y) {
        return x > y ? x : y;
    }
}
```

2. If the compiler erases all type parameters at compile time, why should you use generics?
3. What is the following class converted to after type erasure?

```
public class Pair<K, V> {

    public Pair(K key, V value) {
        this.key = key;
        this.value = value;
    }

    public K getKey(); { return key; }
```

```

    public V getValue(); { return value; }

    public void setKey(K key)    { this.key = key; }
    public void setValue(V value) { this.value = value; }

    private K key;
    private V value;
}

```

4. What is the following method converted to after type erasure?

```

public static <T extends Comparable<T>>
    int findFirstGreaterThan(T[] at, T elem) {
    // . . .
}

```

5. Will the following method compile? If not, why?

```

public static void print(List<? extends Number> list) {
    for (Number n : list)
        System.out.print(n + " ");
    System.out.println();
}

```

6. Will the following class compile? If not, why?

```

public class Singleton<T> {

    public static T getInstance() {
        if (instance == null)
            instance = new Singleton<T>();

        return instance;
    }

    private static T instance = null;
}

```

7. Review the following classes:

```

class Shape { /* . . . */ }
class Circle extends Shape { /* . . . */ }
class Rectangle extends Shape { /* . . . */ }

class Node<T> { /* . . . */ }

```

Will the following code compile? If not, why?

```

Node<Circle> nc = new Node<>();
Node<Shape> ns = nc;

```

8. Consider this class:

```

class Node<T> implements Comparable<T> {
    public int compareTo(T obj) { /* . . . */ }
    // . . .
}

```

Will the following code compile? If not, why?

```
Node<String> node = new Node<>();  
Comparable<String> comp = node;
```

## Exercises

1. Write a generic method to count the number of elements in a collection that have a specific property (e.g., odd integers, prime numbers, palindromes).
2. Write a generic method to exchange the positions of two different elements in an array.
3. Write a generic method to find the maximal element in the range [begin, end] of a list.

**6**

## Answers

You can find answers to these questions and exercises at <http://docs.oracle.com/javase/tutorial/java/generics/QandE/generics-answers.html>.



# Index

---

## Symbols

- (minus sign)
  - operator, 56–59, 224–225
  - in regular expressions, 488–490
- operator, 56, 58, 63
- \_ (underscore)
  - in constant names, 114
  - in numeric literals, 48–49, 688
  - in package names, 207
  - in predefined character classes, 492
  - in variable names, 43–44
- , (comma)
  - in numbers, 48, 222, 225
  - in regular expressions, 498
- ;(semicolon)
  - in class paths, 213, 536
  - declaring abstract methods, 158
  - in statements, 25, 66, 267
  - listing enum types, 126
  - terminating method signatures, 136, 138
- :(colon), in class paths, 213
- ! operator, 58, 63
- !/ separator, 569
- != operator, 56, 59–60
- ? (question mark)
  - in regular expressions, 179–182, 323
- ?: operator, 56, 60
- / (forward slash)
  - file name separator, 211, 310, 364, 530, 548
  - operator, 56–57, 224–225
- // in comments, 11, 23
- /\* in comments, 23
- /\*\* in comments, 23
- /= operator, 56
- .(dot)
  - in class paths, 314–315, 539
  - in JAR file commands, 546, 557
  - in method invocations, 85, 103–106
  - in numbers, 225, 234, 246, 299
  - in regular expressions, 487, 494
  - in variable names, 104
- ... (ellipsis), 95
- ^ (caret)
  - operator, 56, 62–63
  - in regular expressions, 489, 502–503, 504
- ^= operator, 56
- ~ operator, 56, 63
- ' (single quote), escape sequence for, 48, 235
- " (double quote)
  - escape sequence for, 49, 235
  - in literals, 236
- () (parentheses)
  - in annotations, 130
  - in declarations, 90, 104–105, 266
  - in expressions, 66, 677
  - in generics, 166
  - in regular expressions, 499–501
- [] (square brackets)
  - in arrays, 51–52, 386
  - in regular expressions, 323, 488, 519
- { } (braces)
  - in blocks, 67, 69, 116
  - in declarations, 87–88, 90–91
  - in methods, 42
  - in regular expressions, 323, 497–498

- @ (at)
  - in annotations, 129–130
  - in Javadoc, 132
- \$ (dollar sign)
  - in DecimalFormat patterns, 225
  - in variable names, 43
- \* (asterisk)
  - in import statements, 208
  - operator, 56–57, 224–225
  - in regular expressions, 322, 354
- \*/ in comments, 24
- \*= operator, 56
- \ (backslash)
  - in escape sequences, 48, 235, 310, 493
  - file name separator, 211, 364, 530
  - in regular expressions, 323, 488, 502
- & (ampersand) operator, 56, 62–63
- && operator, 56, 60, 63
- &= operator, 56
- # (pound sign)
  - in DecimalFormat patterns, 225
  - in regular expressions, 487
- % (percent sign)
  - format specifier, 221–223, 301
  - operator, 56–57, 224–225
- %= operator, 56
- + (plus sign)
  - operator, 56–58, 63, 224–225
  - in regular expressions, 487
- ++ operator, 56, 58–59, 63, 66
- += operator, 56
- < operator, 56, 59, 630
- << operator, 56, 62, 63
- <<= operator, 56
- <= operator, 56, 59, 63
- <> (angle brackets), 165, 167, 170–171, 176
- = operator, 56
- = operator, 56
- == operator, 56, 59, 63, 677
- > operator, 56, 59, 63
- >= operator, 56, 59, 63
- >> operator, 56, 62, 63
- >>= operator, 56
- >>> operator, 55–56, 62, 63
- >>>= operator, 56
- | (vertical bar)
  - in exception handling, 264
  - operator, 56, 62–63
  - in regular expressions, 506
- |= operator, 56
- || operator, 56, 60, 63

## A

- abs method, 226
- abstract classes, 158–161
  - example, 159–160
  - as an implementation of a service, 529
  - implementations, 439–440
  - methods, 158–161
  - numeric wrapper classes, 218
  - versus interfaces, 159, 161
- Abstract Window Toolkit (AWT), 209, 578, 599
- access control list (ACL), 329
- access modifiers
  - classes and, 87–90, 111
  - constants and, 138
  - default, 110
  - fields and, 146
  - interfaces and, 138
  - levels of, 110–111
  - methods and, 90, 146, 152
  - private keyword, 89, 110–111, 146
  - protected, 110–111
  - public, 89, 110–111, 138
- AccessControlException, 534–535
- accessor methods, 237, 242, 244, 330, 410, 415
- acos method, 228
- add method, 377, 381, 391, 395
- addAll method
  - in the Collection interface, 376, 379, 436
  - generics and, 178
  - in the List interface, 385, 387, 430
  - in the Map interface, 400
  - in the Set interface, 380, 383–384
- addFirst method, 423
- addLast method, 423
- algorithms (collections), 371–374, 432–437
  - in the Collections class, 435–436
  - composition, 436
  - finding extreme values with, 437
  - generic, 164, 173, 176
  - interoperability and, 443
  - listing data, 394
  - polymorphism, defined, 372
  - routine data manipulation, 435–436
  - searching data, 436
  - shuffling data, 435
  - signature block files and, 563
  - sorting data, 433–435
  - type inference, 176, 179
  - work stealing, 475
- ampersand. *See* &
- Anagrams example, 404, 434
- angle brackets. *See* <>

- annotations, 129–134
  - documentation, 130–131
  - processing, 133
  - used by the compiler, 132–133
- APIs (Application Programming Interfaces)
  - array-based versus collection-based, 430
  - compatibility of, 440–442
  - design of, 443–444
  - interfaces as, 137
  - JAR-related, 567–573
  - Java core, 4, 32, 38
  - logging, 277
- append method, 197, 250
- appendReplacement method, 511, 514–515
- appendTail method, 511, 514–515
- Applet class, 591, 595, 599, 606–607, 609
- applet tag, 552, 600–602
  - deploying with, 601–602
  - JAR files and, 552
  - JNLP and, 602, 653–655, 667
  - manually coding, 602
- AppletContext interface, 603, 607–608, 627, 631
- applets, 591–634
  - API of, 597, 603
  - background color of, 653
  - capabilities of, 603–617, 631
  - classes and subclasses, 592–593
  - common problems, 632–633
  - communicating with other applets, 626–628
  - core functionality versus deployment mechanism, 600
  - debugging, 623
  - defining and using applet parameters, 604–606
  - deploying, 600–602, 650–655
  - developing, 597–600
  - directories of, 600–601, 604
  - displaying customized loading progress indicator, 618–632
  - displaying documents, 607–608
  - displaying short status strings, 606–607
  - draggable, 623–626
  - event handling and, 614–616
  - execution environment of, 596–597
  - final cleanup, 594, 596
  - finding and loading data files, 603–604
  - GUIs in, 598–600
  - JavaScript functions and, 597, 601–614
  - leaving and returning to web pages, 596
  - life cycle of, 594–496
  - loading, 595–596
  - milestones, 593–594
  - packing in JAR files, 600–601
  - parameters in, 604–606
  - qualified names, 584, 622
  - quitting the browser, 596
  - reloading, 596
  - security and, 522, 603
  - server-side applications, 628–630
  - signed, 632
  - threads in, 596
  - unsigned, 631–632
- appletviewer application, 534
- applications. *See* rich Internet applications (RIAs)
- archive attribute, 633, 652
- args variable, 43, 221, 527, 572
- arguments
  - arbitrary number of, 95–96
  - command-line. *See* command-line arguments
  - glob, 322–323
  - number of, 93
  - primitive data types, 96–97
  - reference data types, 97
  - versus parameters, 94
- arithmetic operators, 56–58, 62–63
- ArithmeticDemo example, 57, 64
- ArrayBlockingQueue class, 426
- arraycopy method, 53–54, 423, 535, 572
- ArrayCopyDemo example, 53–54
- ArrayDemo example, 49–50, 52
- ArrayIndexOutOfBoundsException, 265, 269–273
  - Collection interface and, 377–378
  - compared to Vector, 423
  - exception handling with, 261
  - general-purpose List implementation, 385, 387, 392, 419, 423
  - generics and, 175–176
  - immutable multi-copy list, 430
  - initial capacity and, 423
  - linear time and positional access with, 423
  - parameterized types error, 199
  - speed of, 423, 437
  - type parameters and, 175–176, 198–199
  - wrappers and, 428
- arrays, 49–54
  - assigning values to, 52
  - of characters, 236–237
  - copying, 53–54
  - creating, 52
  - length of, 50, 53, 477
  - List view of, 429–430
  - looping through, 82
  - multidimensional, 52–53
  - of strings, 243, 379, 442, 526

asin method, 228  
     as a convenience implementation, 429–430  
     upward compatibility and, 441  
     writing a custom implementation, 438  
 asList method, 180–181, 388–389  
 assert statement, 119, 684  
 assignments  
     checking with assert, 119  
     compound, 57, 64  
     conditional operators and, 61  
 asterisk. *See* \*  
 at. *See* @  
 atan method, 228–229  
 atomic file operations, 322, 327, 341, 459, 478  
     access, 459  
     actions, 459  
     methods, 425  
     synchronization, 428, 459, 478  
     variables, 469, 478–479, 687, 690  
 ATOMIC\_MOVE enum, 322, 327  
 AtomicCounter example, 479  
 AtomicInteger class, 218, 479  
 AtomicLong class, 218  
 Attributes class, 569–570  
 autoboxing, 167, 197, 230–232, 234, 683  
 AutoCloseable interface, 266, 269  
 autoflush, 296  
  
**B**  
 backslash. *See* \  
 backspace, 48, 235  
 BadThreads example, 480  
 BasicMathDemo example, 225–226  
 BasicService interface, 589  
 Bicycle class, 33–93, 107, 111–115, 144–147, 150–153  
 BicycleDemo example, 35  
 BigDecimal class, 45, 218, 298, 307  
 BigInteger class, 218, 298  
 binary numbers, 47, 219–220  
 binarySearch method, 394, 436  
 bit shift operators, 62, 63, 677  
 BitDemo example, 62  
 bitwise operators, 62, 63, 506, 677  
     precedence, 56  
 BlockDemo example, 67  
 BlockingQueue implementation, 396, 420, 426–427, 477  
 blocks, 67  
 boolean data type, 45  
     default value of, 46  
     unary operations on, 58

BorderLayout class, 577, 582–583, 598–599, 619–620  
 boxing. *See* autoboxing; unboxing  
 braces. *See* {}  
 branching statements, 41, 68, 78–82, 678  
 break statements, 71–72, 78–80  
 BreakDemo example, 78–79  
 BreakWithLabelDemo example, 79–80  
 browsers. *See* web browsers  
 BufferedInputStream class, 296, 306  
 BufferedOutputStream class, 296, 306, 338  
 BufferedReader class, 266–267, 294–298, 337–338  
 BufferedWriter class, 267–268, 296, 320–321, 337  
 buffers, 295–296  
 bugs. *See* errors  
 byte data type, 44–45  
     data streams and, 305  
     default value of, 46  
     switch statement and, 70  
 byte streams, 290–293  
     buffered, 296  
     character streams and, 293–294  
     classes, 299  
     closing, 292  
     I/O streams and, 303, 306  
     standard streams and, 303  
     using, 291–292  
     when not to use, 292  
 bytecodes, 2, 5, 7, 18  
     in the HelloWorld example, 12, 15, 18, 20, 27–28  
     type erasure and, 188  
 byteValue method, 219, 232  
  
**C**  
 Calendar class, 307–308, 535  
 call stack  
     exception handling, 258–259, 263, 270, 272, 283  
     propagating errors up, 282–283  
 Callable objects, 473–474, 690  
 capturing groups, 499, 500–502  
 catch blocks, 263–264, 270, 277, 285, 321  
 Catch or Specify Requirement, 257–259, 680  
     bypassing, 260  
 cd command, 16, 20–21, 27–28  
 ceil method, 226  
 char data type, 45  
     character and string literals, 47–48, 236  
     converting to strings, 236

- in data streams, 305
- default value of, 46
- escape sequences in, 48, 235
- generic methods and bounded type parameters, 173
- getting by index, 242
- translating individual tokens, 298
- wrapper class. *See* Character class
- Character class, 234–235, 253, 488
  - implementing Comparable, 406
  - restrictions on generics, 197
  - switch statement and, 70
  - useful methods in, 235
  - as a wrapper class, 234
- character classes, 488–495
  - intersections of, 419–420
  - negation of, 489
  - predefined, 492–495
  - quantifiers and, 498–499
  - ranges of, 489–490
  - regular expressions and, 488, 493
  - simple, 488–489
  - subtractions of, 420
  - unions of, 490–491
- character streams, 293–295
- charAt method, 80–81, 237, 242–243, 252–254
- CharSequence interface, 142–143, 243–245, 249, 337, 507, 509
- ChessAlgorithm example, 158
- Class class, 157
- class files, 157
- class library. *See* Java API
- class paths, 212, 213, 529–530, 539, 557–558, 611, 627, 643, 664
- class variables. *See* fields, static
- ClassCastException, 191–192, 194–196, 406–407, 409, 429
- classes, 34–35, 86–87, 117–118. *See also*
  - inheritance; nested classes
  - abstract, 158–161
  - access modifiers and, 89–90
  - adapter, 444
  - base or parent. *See* superclasses
  - child, derived, or extended. *See* subclasses
  - constructors for, 92–93
  - declaring, 87–88
  - final, 158
  - hierarchy of, 144
  - instantiating, 100
  - interfaces implemented by, 88, 139
  - methods and, 90–92
  - naming, 90
  - numbers, 218–220
  - passing information, 94–97
  - static initialization blocks in, 116
  - variables (static fields), 42, 54, 111–114, 116–118
  - wrapper, 218–219, 230–232, 683
- ClassNotFoundException, 307–308, 570, 572, 633
- CLASSPATH system variable, 27–28, 213–214, 521, 535, 537, 539–540, 632
- ClipboardService interface, 639
- clone method, 155–156, 420
- Cloneable interface, 155, 159
- CloneNotSupportedException, 154–155
- close method, 268–269, 297, 320
- Closeable interface, 261, 266, 269, 320
- cmd command, 16
- code
  - case sensitivity in, 12, 16, 21, 43
  - error handling, 280–282
  - error-prone, 72, 105, 265, 285
  - platform-independent, 4, 29
  - readability of, 28, 92, 121, 211, 265, 279
- codebase attribute, 652, 655, 657
- CollationKey class, 406
- Collection interface, 374–376, 386
  - array operations, 379–380
  - backward compatibility and, 442
  - bulk operations, 378–379, 480
  - implementations of, 429
  - views, 400–403, 416, 428
  - wrappers for, 432
- collections, 371–444
  - concurrent, 477–478
  - elements of. *See* elements filtering
  - hierarchy of, 209
  - older APIs and, 169, 379, 440
  - ordered, 375–376, 384, 417, 424
  - read-only access to, 429
  - synchronized, 420, 427–428
  - traversing, 377–378
- Collections class, 175, 394, 435, 437
  - backward compatibility and, 168–169, 174
  - methods in, 427, 431–433
  - polymorphic algorithms in, 294
- colon. *See* :
- comma. *See* ,



- command-line arguments, 240–241, 526–527
  - analogies to applet parameters, 604
  - echoing, 527
  - numeric, 526–527
  - test harnesses and, 485
  - URLs and, 571–572
- comments, 23
  - annotations and, 130, 132
  - Pattern class methods, 504, 506
- Comparable interface, 406–409
- Comparator interface, 409–418, 426, 434, 436–437, 683
- compare method, 409
- compareTo method
  - custom uses, 406–411
  - legacy file I/O, 386
  - for objects, 319
  - for primitive data types, 219
  - for strings, 248
- compareToIgnoreCase method, 248
- ComparisonDemo example, 59–60
- comparisons
  - between classes, 406
  - of numbers, 56–60
  - of object, 61–62
- compatibility, 441–443
  - backward, 442–443
  - upward, 441–442
- compile method, 485, 504
- compilers
  - error handling. *See* errors, compile-time
  - information for, 129, 147
  - verifying types of objects, 374
- ComputeResult class, 254
- concat method, 238
- ConcatDemo example, 57–58
- concurrency, 445–480
  - collections, 477–478
  - high-level objects, 469–480
  - random numbers, 480
- ConcurrentHashMap implementation, 425, 478
- ConcurrentMap interface, 420, 425, 478
- ConcurrentNavigableMap interface, 478
- ConcurrentSkipListMap interface, 478
- conditional operators, 60–62, 63, 677
- ConditionalDemo1 example, 60
- ConditionalDemo2 example, 60
- constants, 114
  - compile-time, 114
  - data streams and, 305
  - embedded flag expressions, 506
  - empty, 431
  - enum types and, 126–128
  - importing, 210–211
  - interfaces and, 136, 138
  - naming, 44, 126
  - numbers and, 225, 232
  - for upper and lower bounds, 219
- constructors, 85–87, 94–98
  - calling, 108–109
  - chaining, 154
  - conversion, 376
  - declaring, 87, 92–99
  - default, 93
  - for enum types, 127
  - generic, 178–179
  - inheritance and, 144, 153–154
  - methods and, 93, 158
  - no-argument, 93, 102, 109, 153, 154
  - synchronization and, 456
- containers. *See* collections
- contains method, 244, 422
- containsAll method, 378, 383, 401–402, 423
- containsKey method, 398, 525
- containsValue method, 398
- continue statements, 80–81
- ContinueDemo example, 80
- ContinueWithLabelDemo example, 81
- control flow statements, 68–83
  - branching, 78–82
  - decision-making, 68–72
- controlling access. *See* access modifiers
- converters, 221–223
- cookies
  - accessing, 644–646
  - kinds of, 643
  - rich Internet applications (RIAs) and, 643–646
- copy method, 187, 326
- CopyBytes example, 291–292, 294
- CopyCharacters example, 293–294, 296
- CopyLines example, 295
- CopyOnWriteArrayList implementation, 423
- CopyOnWriteArraySet implementation, 422–423
- core collection interfaces, 371, 374–376, 417. *See also* by individual type
  - compatibility of, 441
  - hierarchy of, 209
  - implementations of, 427–429
- cos method, 225, 228
- Countdown example, 396
- Counter example, 453
- CreateObjectDemo example, 98–99, 104–105
- createTempFile method, 341, 368

currentTimeMillis method, 535  
 customized loading screens  
   in applets, 653  
   in Java Web Start applications, 581–585

## D

data encapsulation, 31, 33  
 data types, 41–44, 46, 94, 292. *See also* by  
   individual type  
     advanced, 690  
     reference, 94  
     returned by expressions, 65, 90  
     switch statement and, 70  
 DataInput interface, 305–307  
 DataInputStream class, 305–306  
 DataOutput interface, 305, 307  
 DataOutputStream class, 305, 306  
 DataStreams example, 305–307  
 dates, 143, 223  
 DeadLock example, 460  
 deadlocks, 420, 459–461, 470  
 Deal example, 392–393  
 decimal number system, 45, 47, 219–220  
 DecimalFormat class, 218, 224–225  
 declaration statements, 67, 266  
 declarations. *See* by individual type  
 decode method, 220  
 DelayQueue class, 426  
 delete method, 365  
 deleteOnExit method, 367  
 deployment, 649–674  
   applets, 650–655  
   best practices, 667–673  
   Java Web Start applications, 655–658  
   usage scenarios, 651–652  
 Deployment Toolkit, 579–580, 592, 600–602  
 @Deprecated annotation type, 132–133  
 @deprecated Javadoc tag, 132  
 destroy method, 594  
 diamond, 166–167, 177–179, 683, 689  
 dir command, 18, 27  
 directories  
   changing, 16–18, 27  
   checking, 324–325  
   copying, 325–326  
   creating, 19–21, 343–344  
   current, 16, 19  
   deleting, 325  
   delimiters, 310  
   error messages involving, 27  
   filtering, 345–346  
   home, 16, 19

  listing contents, 18, 344–345  
   moving, 326–327  
   packages, 211–212  
   root, 313, 343  
   temporary, 344  
   verifying the existence of, 325  
   watching for changes, 357–363  
 documentation, 130–131  
   source code comments, 23  
 dollar sign. *See* \$  
 dot. *See* .  
 double data type, 45  
 double quote. *See* "  
 doubleValue method, 219  
 do-while statements, 51, 68, 75–76, 78–80,  
   82, 678  
 DownWhileDemo example, 76  
 DownloadService interface, 589, 639  
 DownloadServiceListener interface, 582, 618–  
   619, 639

## E

E  
 constant, 225  
   in scientific notation, 47  
   as type parameter naming convention, 166  
 Echo example, 526–527  
 element method, 395  
 elementAt method, 265, 385–387  
 elements (in collections), 375–376  
   adding, 377, 379, 387  
   checking, 378  
   counting, 377, 381  
   cursor position and, 390  
   not duplicated, 381  
   null, 379  
   ordering, 375, 380–381  
   removing, 377–379, 381, 386  
   searching, 381  
   swapping, 388  
 ellipsis. *See* ...  
 else statement, 69, 71  
 emacs text editor, 19  
 emptyList method, 431  
 emptyMap method, 431  
 emptySet method, 431  
 EmptyStackException, 274  
 encapsulation, 212  
 end method, 511–512  
 endsWith method, 248, 319  
 EnhancedForDemo example, 78  
 ensureCapacity method, 250, 428

- entrySet method, 397, 400–402, 440
  - enum keyword, 126
  - enum types, 70, 126–129, 422
    - constructors for, 127–128
    - naming, 126
  - enumerated types. *See* enum types
  - Enumeration collection, 203, 398, 525
    - compatibility and, 441–442
  - EnumMap implementation, 424–425
  - EnumSet implementation, 422
  - EnumTest example, 126–127
  - Env example, 528
  - environment, 521–527
    - properties of, 522–526
    - restricted, 586, 646
  - environment variables, 527–529, 535–540
    - CLASSPATH, 27, 28, 539
    - common problems with, 27
    - passing to new processes, 528
    - PATH, 535–539
    - platform dependency issues, 528–529
    - querying, 527–528
  - EnvMap example, 527–528
  - EOFException, 284, 306–307
  - equality operators. *See* comparisons
  - equals method, 156, 157, 408, 411, 425
  - equalsIgnoreCase method, 248
  - Error class, 275
  - error messages, 261–263
    - legacy file I/O code, 265
    - Microsoft Windows, 25, 27
    - unchecked, 169–170
    - UNIX systems, 25, 27
    - using to check assignments, 119
    - wildcard capture and, 184
  - errors
    - compiler, 27–28
    - compile-time, 46, 93, 147, 149, 154, 164, 172–173, 183, 197
    - grouping and differentiating types, 283–285
    - memory consistency, 453, 454–456, 459, 469, 687, 690
    - propagating in, 282–283
    - runtime, 27–28
    - semantic, 26–27
    - syntax, 26
  - escape sequences, 48, 235–236
    - in regular expressions, 505, 508
    - in Unicode, 48, 517
  - exception classes, 257, 273–278
    - creating, 277–279
    - grouping errors, 283–284
    - hierarchy, 278
    - PatternSyntaxException class, 515–517
  - exception handlers, 43, 258–266
    - associating with try blocks, 262–263
    - catching more than one exception type, 264
    - catching multiple exceptions, 268
    - constructing, 269–272
  - exceptions, 257–287
    - advantages of, 279–280
    - catching, 261–272
    - chained, 276–277
    - checked, 260–261
    - class hierarchy of, 278
    - creating exception classes, 277–279
    - external. *See* errors
    - in file operations, 320–321
    - kinds of, 259–260
    - logging, 257, 277, 623
    - specifying by method, 272–279
    - suppressed, 268–269
    - throwing, 273–279
    - unchecked, 279–280
  - exclamation sign. *See* !
  - Executor interface, 472–473, 687, 690
  - ExecutorService interface, 472–475
  - exit method, 535
  - exp method, 227–228
  - ExponentialDemo example, 227–228
  - exponents, 210
  - expression statements, 66–68
  - expressions, 65–66
  - ExtendedService interface, 589, 639
  - extends keyword, 36, 171, 179, 182, 187
  - extensions, 529, 539, 541, 600, 662
- F**
- F or f in 32-bit float literals, 47
  - fields, 32, 152, 676, 678. *See also* variables
    - declaring, 116
    - default values of, 46
    - final, 210, 456
    - hiding, 152, 161
    - inherited, 146
    - initializing, 115–117, 676
    - members versus, 43
    - nonstatic, 42, 54
    - private, 146
    - qualified names, 96
    - referencing, 103–104
    - shadowing, 96
    - static, 42, 112–113, 196–198
    - static final. *See* constants

- synchronization and, 453, 457
- FIFO (first-in, first out), 375, 395
  - implementations of, 420, 426, 477–478
  - Queue interface and, 417
- File class, 365
- file descriptors, 157
- file operations, 320–324
  - atomic, 322
  - catching exceptions, 320–321
  - method chaining, 322
  - releasing system resources, 320
  - varargs in, 321–322
- file paths, 309–312
  - checking symbolic links, 325
  - comparing, 319–320
  - converting, 316–317
  - creating a path between two, 318–319
  - creating, 313
  - joining two, 317–318
  - relative versus absolute, 311
  - removing redundancies from, 314–316
  - retrieving information about, 314
  - symbolic links and, 311–312
- FileInputStream class, 291, 294
- Filename class, 245
- FilenameDemo example, 246
- FileNotFoundException, 260, 263–265, 283–284
- FileOpenService interface, 639–641
- FileOutputStream class, 291, 294
- FileReader class, 260, 293–298
- files
  - accessibility of, 325
  - basic attributes, 330
  - checking, 324–325
  - copying, 325–326
  - creating, 338, 340
  - deleting, 325
  - DOS attributes, 331
  - file stores, 364
  - finding, 354–357
  - I/O and, 309–368
  - moving, 326–327
  - POSIX file permissions, 331–333
  - random access, 309, 342–343, 367, 685
  - reading, 338–340
  - setting ownership, 333
  - temporary, 341–342
  - time stamps, 330–331
  - user-defined attributes, 333–334
  - verifying the existence of, 325
  - writing, 338–240

- FileSaveService interface, 639–642
- FileSystem class, 323, 335, 354, 359, 366
- FileVisitor interface, 349–353
- FileWriter class, 261–262, 265, 269–273, 293–295
- final modifier, 114, 138
- finalize method, 154, 157
- finally block, 262, 264–266
- find method, 510
- FindDups example, 381–383, 418
- FindDups2 example, 383
- first method, 414–415
- float data type, 45
  - default value of, 46
- floatValue method, 240
- floor method, 226–227
- flush method, 296
- for statement, 76–78, 82
  - enhanced, 78, 343, 364
  - nested, 79
  - skipping the current iteration, 80
  - terminating, 77
- ForDemo example, 77–78
- for-each construct, 127, 377–278, 400
- fork/join framework, 475–477, 687, 691
- form feed, 48, 235
- Format example, 302
- format method, 221–222, 225, 232, 239, 299–302
- format specifiers, 221, 239, 299–302
- format strings, 221, 299–300
- Formatter class, 221
- formatting
  - numeric print output, 220–224
  - stream objects, 296, 299–302
- forward slash. *See* /
- frequency method, 398–399
- functions. *See* methods
- Future object, 473

## G

- garbage collection, 5, 105–106, 118, 120
  - empty references and, 154
  - immutable objects and, 465–466
  - memory leaks and, 5
  - weak references and, 425
- generic methods, 170–171
- generic objects, 163–202
  - bounded type parameters and, 173
  - erasure of, 188–190
  - instantiating, 166, 177–178
  - invoking, 166
  - subtyping and, 175–176
  - type inference and, 176–179

generic types, 164–170, 183, 188, 192–193, 374, 683

get method, 157, 261–262, 313

getAbsolutePath method, 368

getApplet method, 627

getCanonicalPath method, 368

getCause method, 276

getChars method, 238

getClass method, 154, 157, 161, 171

getCodeBase method, 603–604, 629

getDescription method, 515–516

getEnv method, 527–528

getFields method, 157

getFirst method, 423

getHost method, 629

getImage method, 603–604

getIndex method, 515–516

getInterfaces method, 157

getLast method, 423

getMainAttributes method, 568–570

getMainClassName method, 568–570, 572

getMessage method, 321, 516

getName method, 315, 316

getParameter method, 606

getParent method, 314–317

getPattern method, 516

getProperty method, 525, 531, 635–637, 665

getResource method, 579

getSecurityManager method, 533–534

getSimpleName method, 157

getStackTrace method, 277

getSuperclass method, 157

getValue method, 570

globbing, 322–323, 344–346, 685, 692

- filtering a directory listing, 345–346
- finding files, 353–357

graphical user interfaces (GUIs), 4, 38, 98, 373, 576–578, 591–593, 597–600

groupCount method, 501

guarded blocks, 461–465

## H

hard links, 309, 347–348

hashCode method, 154, 156–157, 380, 387, 396, 399, 407–408

HashMap implementation, 177–178, 397–400, 424–425

HashSet implementation, 380–384, 419, 421–422

Hashtable collection, 375, 417, 522, 525–526

- comparison to Map, 397–398
- compatibility and, 441–442

concurrency through

- ConcurrentHashMap, 425
- synchronization and, 420

hasNext method, 377–378, 389–391

headSet method, 412–415

heap pollution, 193–195

HelloRunnable example, 447–448

HelloThread example, 448

HelloWorld, 6–24, 591–592

- applet, 591–592
- for Microsoft Windows, 14–18
- for Solaris and Linux, 18–21
- for the NetBeans IDE, 6–13

hexadecimal number system, 47, 159, 219–220, 301

HTML. *See also* web browsers; web pages

- generated code, 650, 655
- specification, 603

HTTP requests, 474, 643

HTTPS certificates, 587

## I

I/O, 289–369

- atomic, 322
- binary, 305
- buffered, 295–296
- channel, 339–340, 342
- closing, 157, 292
- from the command line, 302–305
- command-line objects, 530
- exceptions, 283–284, 320–321
- interoperability, 365–366
- line oriented, 294–295
- memory mapped, 335
- method chaining, 322
- NIO.2, 309–366
- of objects, 307–309
- of primitive data type values, 305
- random access, 342
- scanning and formatting, 296–302
- streams, 289, 290, 530. *See* streams, I/O

icons, 662

IDE projects, 7–9, 14

IdentityHashMap implementation, 424–425

IfElseDemo example, 69

if-then statements, 68–69, 82, 677

if-then-else statements, 69–71, 82, 677

IllegalAccessException, 275

IllegalStateException, 395

immutable objects, 465–469

- defining, 467–469

immutable singleton set, 430–431

- ImmutableRGB example, 468–469
  - implementations, 418–433
    - abstract, 419, 437–440
    - adapter, 438
    - anonymous, 427
    - concurrent, 419, 425, 426–427
    - convenience, 419, 429–431
    - custom, 437–444
    - documenting, 375
    - general purpose, 418, 419, 421–422, 423, 424, 426
    - special purpose, 419, 422, 423–425
    - wrapper, 419, 427–429
    - writing, 437–440
  - implements keyword, 37, 88, 139
  - import statement, 208–211, 681
  - indexOf method, 244, 278, 385–387, 390, 392
  - indexOfSubList method, 394
  - information hiding, 34
  - inheritance, 31–32, 36–37, 143–163, 679, 682
    - example, 144–146
    - multiple, 127, 137–139, 141
  - init method, 593–594, 598–600, 615
  - initCause method, 276
  - initializer blocks, 117
  - inner classes, 85, 120, 122–125
    - anonymous, 122, 124
    - controlling access to, 121, 125
    - example, 123–125
    - instantiating, 122
    - Java Language Programming Certification, 679
    - local, 124
    - modifiers, 124–125
  - InputStream class, 291, 326, 338
  - InputStreamReader class, 294, 303
  - insert method, 250
  - insertElementAt method, 386–387
  - instance members, 85, 117, 121
  - instance variables, 42, 54, 111–114, 117–118, 121, 124
    - qualified names, 118
  - instanceof operator, 56, 61–63, 147, 198, 617, 681
  - InstanceOfDemo example, 61
  - instances, 34, 42, 100, 112
    - class members and, 111–115
    - inner classes and, 122
    - testing, 61–62
  - int data type, 44
    - default value of, 46
    - switch statement and, 70
  - Integer class, 172, 220
  - interfaces, 37–38, 135–143
    - abstract classes and, 159, 161
    - as APIs, 137
    - body, 138
    - collection. *See* core collection
    - defining, 138
    - implementing, 139–140
    - multiple inheritance and, 137–138
    - rewriting, 142
    - as a type, 141
  - internationalization, 293
  - Internet domain names, 206–207, 211
  - Internet Explorer. *See* web browsers
  - interoperability, 440–444
    - API design, 443–444
    - compatibility, 441–442
    - with legacy code, 365–366, 367–368
  - interprocess communication (IPC) resources, 446
  - interrupt mechanism, 450–451
  - interrupt status, 450–451
  - interrupted method, 450–451
  - InterruptedException, 449–452, 462–465, 471, 480
  - intValue method, 172, 219
  - invokeClass method, 570–572
  - IOException, 260, 349
  - IOException, 261–273
  - isAnnotation method, 157
  - isEmpty method, 377, 380–381, 396–398
  - isEnum method, 157
  - isInterface method, 157
  - isInterrupted method, 450
  - isLetter method, 235
  - isLowerCase method, 235
  - isUpperCase method, 235
  - isWhitespace method, 235, 297
  - Iterator class, 376–381, 385, 389, 391, 400–401, 412, 416, 426
  - iterator method, 123, 188, 319, 345, 376–381, 387, 389, 400, 412, 416, 426, 428, 439–440
  - Iterator object, 377–378
  - iterators, 376–381
    - fail-fast, 420
- ## J
- JApplet class, 578, 591–595, 598–599, 603, 606–607, 624, 636
  - JAppletgetCodeBase method, 603
  - JAppletgetDocumentBase method, 603
  - JAR tool, 542, 544–550, 554
    - setting entry points, 556–557
  - JarClassLoader class, 567–569, 571–572

- JarRunner example, 567–572
- JarURLConnection class, 567–569
- Java 2D, 4, 651
- Java Application Programming Interface (API), 3–5, 32, 38, 125, 300. *See also* APIs (Application Programming Interfaces)
  - hierarchy of packages, 209
  - legacy, 168–169
  - raw types and, 168–169
  - runtime exceptions and, 260, 275, 279
- Java Archive (JAR) files, 541–573
  - adding classes class path, 557–558
  - applets packaged in, 552
  - as applications, 553
  - benefits of, 541–542
  - creating, 542–546
  - extracting contents of, 548–550
  - manifest files, 553–560
  - paths in, 548
  - running JAR packaged software, 552–553
  - sealing, 559–560
  - signing, 560–566, 671–672
  - uncompressed, 545
  - updating, 550–551
  - using, 542–553
  - using JAR-related APIs, 561
  - verifying, 560–564, 566
  - viewing contents of, 546–548
- Java Archive Tool. *See* JAR tool
- Java Cache Viewer, 585–586
- Java Collections Framework. *See* collections
- Java Database Connectivity (JDBC) API, 4, 686, 689–690
- Java HotSpot virtual machine, 2
- Java Interactive Data Language (IDL) API, 4
- java launcher tool, 2, 4, 27–28, 553
- Java Naming and Directory Interface (JNDI) API, 4
- Java Network Launching Protocol. *See* JNLP files
- Java platform, 2–5, 521–540
  - API specification. *See* Java Application Programming Interface (API)
  - command-line arguments, 526–527
  - configuration utilities, 521–529
  - environment variables, 527–529
  - language, 2–4
  - properties, 522–526, 530–533
  - supported encodings on. *See* Unicode encoding
  - system utilities, 529–535
- Java Plug-In software, 596–597, 626
- Java Programming Language Certification, 675–692
  - Java SE 7 Upgrade Exam, 688–692
  - Programmer Level I Exam, 675–680
  - Programmer Level II Exam, 680–688
- Java Remote Invocation (RMI), 4
- Java Remote Method Invocation over Internet Inter-ORB Protocol (Java RMI-IIOP), 4
- Java SE Development Kit 7. *See* JDK 7
- Java SE Runtime Environment. *See* JRE
- Java Virtual Machine (Java VM), 2–3, 212–214
- Java Web Start applications, 575–581
  - changing the launch button of, 656
  - common problems, 587–588
  - deploying without codebase attribute, 657–658
  - deploying, 579–581, 655–658
  - developing, 576–579
  - displaying customized loading progress indicator, 581–585
  - Java Cache Viewer, 585–586
  - retrieving resources, 579
  - running, 585–586
  - security and, 586–587
  - separating core functionality from final deployment mechanism, 578–579
  - setting up web servers for, 581
- java.awt packages, 206, 209–210, 618–619, 638
- java.io package, 221, 260–261, 266–267, 283, 289
- java.lang.Character API, 235
- java.nio.\* packages, 289, 309, 312, 320, 337, 347, 354, 358, 366–367
- java.util.concurrent.atomic package, 478–479
- java.util.concurrent.locks package, 470
- java.util.jar package, 567–569
- java.util.regex package, 483–485, 507–509, 511–514, 516, 519
- JavaBeans, 5
- javac compiler, 2, 4, 7
  - case sensitivity in, 12
- javadoc tool, 23
- JavaFX, 4
- JavaScript
  - applets and, 597, 600–614
  - Deployment Toolkit scripts, 579, 600
  - interpreter, 581, 592, 596–597
- javax.jnlp package, 576, 643
- javax.swing.JApplet class, 591–593, 598–599, 603
- JButton, 577, 598, 625–626
- JDialog, 593
- JDK 7 (Java SE Development Kit 7), 4, 6

- adding to platform list, 9
  - annotation processing in, 133
  - concurrent random numbers, 480
  - default manifest, 554, 556
  - directory structure, 535–539
  - generics and, 168
  - high-level concurrency objects and, 469
  - JAR tool in, 542
  - ThreadLocalRandom, 469, 480
  - TransferQueue implementation, 427
  - Unicode 6.0 support, 517
  - viewing applets in, 592, 614–615
- JFrame class, 577
- JNLP files, 659–667
  - API, 603, 631, 635, 638–641, 648, 659, 672
  - common errors, 588
  - commonly used elements and attributes, 661–666
  - embedding in Applet tag, 653–655
  - encoding, 660
  - rich Internet applications (RIAs) and, 638–643
  - structure of, 660–667
- join method, 451
- JPanel class, 577–578, 598–599
- JProgressBar object, 582, 583, 619, 620
- JRE (Java SE Runtime Environment), 530
  - checking client version of, 658–659
  - ensuring the presence of, 672–673
- K**
- K type parameter naming convention, 166
- keys method, 525
- keySet method, 400–403
- keywords, 88. *See also* by individual type
- L**
- last method, 531, 570
- lastIndexOf method, 244–246, 385–387
- lastIndexOfSubList method, 394
- length method, 237, 249
- line feed, 48, 294, 301
- line terminators, 294–295, 297, 301, 493, 505
- link awareness, 324, 347
- LinkedBlockingQueue class, 426
- LinkedHashMap implementation, 397, 399, 419, 424
- LinkedHashSet implementation, 380–381, 397, 419, 421–422
- LinkedList implementation, 198, 385, 395–396, 419–420, 423, 426, 431
- links
  - hard, 309, 347–348
  - symbolic, 311–312, 315–317, 324, 347–348
- Linux. *See* UNIX/Linux
- List interface, 384–394
  - algorithms, 394
  - collection operations, 386–387
  - comparison to Vector, 385–386
  - implementations, 422–424
  - iterators, 389–391
  - method, 441
  - positional access and search operations, 387–389
  - range view operations, 391–394
- listIterator method, 385, 389–391, 439–440
- ListOfNumbers example, 261–262, 269–271, 272, 286
- listRoots method, 368
- lists
  - cursor positions in, 390–391
  - iterating backward, 389
- literals, 41, 46–49, 238, 688
  - character and string, 47–48
  - class, 48
  - floating point, 47
  - integer, 47
  - using underscore characters, 48–49
- LiveConnect Specification, 608–609, 611
- locales, 293, 298–299, 663
- lockInterruptibly method, 470
- locks, 469, 470–472
  - deadlocks, 460
  - intrinsic, 457–458
  - livelocks, 461
  - starvation, 461
  - synchronization and, 457–458
- logarithms, 138, 225, 227–228
- logical operators, 55–62
  - logical bitwise, 52
- Long class, 219, 232–233, 240, 406, 452
- long data type, 45
  - default value of, 46
- longValue method, 219
- lookingAt method, 510, 512–513
- loops, 76–81, 678
  - infinite, 76–78
  - making more compact, 78
  - nested, 79, 81
  - test harness, 485, 496
- ls command, 21–22, 28, 181, 197, 354
- M**
- Mac OS, 2, 7
- main method, 23–24



- manifest files, 542–545, 553–560, 563, 573
    - default, 554
    - digest entries, 562–563
    - fetching attributes, 569–570
    - modifying, 554–555
    - setting application entry point, 555–557
    - setting package version information, 558–559
    - signature block files, 563
    - signature files, 562–563
  - Map interface, 397–405, 417, 419, 425, 431
    - basic operations, 398–399
    - bulk operations, 400
    - comparison to `Hastable`, 397–398
    - implementations of, 424–425
    - viewing as a `Collection`, 400–401
  - Matcher class, 484, 509–515, 684
  - MatcherDemo example, 511–512
  - MatchesLooking example, 512–513
  - Math class, 210, 225–229, 233
  - MAX\_VALUE constant, 219, 232, 351
  - members, 43
    - controlling access to, 146
  - memory
    - allocating sufficient, 52, 99–100
    - consistency errors, 454–455
    - error-handling, 280
    - garbage collection, 105–106
    - leaks, 5
    - locations, 112
    - reserving for a variable, 93
    - saving in large arrays, 44–45
  - metadata, 327–335
  - method signatures, 55
    - in interface declarations, 136–137
    - in method declarations, 91
    - overloaded methods and, 91
    - type erasure and, 192–193
  - methods, 32–34. *See also* by individual type
    - abstract, 158–161
    - access modifiers and, 90, 146, 152
    - accessor, 237, 242, 244, 330, 410, 415
    - applet milestone, 593–594
    - atomic, 425
    - bridge, 191–193
    - chaining, 322
    - class, 113–114
    - defining, 90–92
    - final, 158
    - generic, 170–171
    - hiding, 148–149
    - instance, 148
    - naming, 91
    - overloaded, 91–92
    - overriding, 148–149
    - package-private, 110
    - qualified names, 118
    - returning a class or interface, 107–108
    - returning values from, 106–107
    - synchronized, 455–457
    - wildcards, 184–186
  - Microsoft Windows
    - access control list (ACL), 329
    - CLASSPATH in, 539
    - common errors, 25–28
    - environment variables on, 528–530
    - file name separators on, 211
    - HelloWorld, 14–18, 676
    - log files, 623
    - PATH in, 312–316, 318, 536–537
    - path separators on, 213–214, 364
    - root directories on, 310–311
    - system file stores, 364
    - Windows 7, 537
    - Windows Vista, 537
    - Windows XP, 536–537
  - MIME types, 239, 333–334, 368
    - determining, 363
    - JNLP and web servers, 581, 588–589, 662
  - MIN\_VALUE constant, 219, 232, 411
  - modifiers. *See* access modifiers
  - modularity, 34
  - monitor locks. *See* locks, intrinsic
  - Mozilla Firefox add-ons, 650, 655
  - MultidimArrayDemo example, 53
  - multimaps, 403–405
  - multisets, 438
- ## N
- N type parameter naming convention, 166
  - NameSort example, 408–409
    - of classes, 90
    - of JAR files, 670
    - of methods, 90, 91
    - of packages, 206–207
    - of type parameter, 165–166
    - of variables, 43–44, 54–55, 90
  - nanoTime method, 535
  - nCopies method, 430
  - NegativeArraySizeException, 275
  - nested classes, 120–129
    - controlling access and, 146
    - importing, 209
    - inheritance and, 144
    - inner. *See* inner classes

- nonstatic, 120–121
- static, 121–122
- NetBeans IDE, 1, 4–10, 12–14, 357, 676
  - HelloWorld application, 6–13
- new keyword, 46, 99, 166, 236
- newCachedThreadPool method, 474
- newFixedThreadPool method, 474
- newline. *See* line terminators
- newSingleThreadExecutor method, 474
- next method, 378, 389
- nextInt method, 389–390
- NIO.2, 309–366
- NoSuchElementException, 395
- NoSuchMethodError, 28
- Notepad demo, 581, 585, 656–658
- Notepad text editor, 15–16
- notifyAll method, 154–155, 462–464
- null value, 48, 292, 360
- NullPointerException, 75, 260, 275–276, 279, 391, 407–408
- Number class, 217, 219–220, 232, 527
- number systems, 47
  - converting between, 219–220
  - decimal, 45, 47, 219–220
  - hexidecimal, 47, 159, 219–220, 301
  - octal, 219–220
- NumberFormatException, 452, 527
- numbers, 217–234
  - converting between strings and, 240–242
  - currency values and, 45, 307
  - formatting, 220–224, 301
  - random, 230

**O**

- Object class, 135, 154–161, 181, 187, 681
- object ordering, 405–412
- object references, 56, 85, 106, 156, 308, 679
- ObjectInput interface, 307
- ObjectInputStream class, 307
- object-oriented programming, 31–39, 150
- ObjectOutput interface, 307
- ObjectOutputStream class, 307
- objects, 32–34, 98–106, 117–118
  - as a superclass, 154–158, 677
  - calling methods, 104–105
  - casting, 146–147
  - creating, 99–103
  - declaring variables to refer to, 99–100
  - hash codes of, 154, 157, 408
  - immutable, 465–469
  - initializing, 100–103
  - lock, 470–472

- referencing fields, 103–104
- ObjectStreams example, 307
- octal number system, 219–220
- offer method, 395
- operators, 55–65. *See also* by individual type
  - assignment, 56, 62
  - precedence of, 55–56, 66, 677
  - prefix/postfix, 56, 58–59, 100
- OutputStream class, 291, 293–295, 326, 338
- OutputStreamWriter class, 294, 642
- @Override annotation class, 132, 148

## P

- package members, 207
  - package importing, 208
  - package referring to, 207–208
  - package using, 207–211
- package statements, 205–206, 208, 214, 604
- packages, 4, 31, 32, 38, 203–215, 676
  - apparent hierarchies of, 209
  - creating, 205–206
  - importing, 208–209
  - name ambiguities, 209–210
  - naming, 206–207
  - qualified names, 206–211
  - using package members, 207–211
- pages. *See* web pages
- palindromes, 202, 237–238, 242
- Panel class, 577
- parameterized types, 166, 166
  - assigning raw types, 168–169
  - backward compatibility and, 168
  - bounded, 171
  - casting, 198
  - generic, 196
  - heap pollution and, 193, 195
  - primitive, 196
  - restrictions, 196, 198–199
  - type erasure and, 188
  - type inference and, 177–178
  - varargs methods and, 195–196
- parameters, 43
  - naming, 96
  - types, 94
- parentheses. *See* ( )
- parseXXX methods, 241, 527
- PassPrimitiveByValue class, 96–97
- Password example, 303–305
- passwords, 305, 530, 564, 566
- Path class, 312–320
- PATH variable, 26, 28, 535–539

- Pattern class, 484, 485, 488, 504, 507. *See also*  
     regular expressions  
 PatternSyntaxException, 483–485, 518  
     methods of, 515–517  
 peek method, 395  
 percent sign. *See* %  
 Perl, 483–484, 505, 517  
 PI constant, 114, 210–211, 222, 225, 301–302  
 Planet class, 127–129  
 poll method, 360, 375, 394–395, 426, 440  
 polymorphism, 150–152  
     in collections, 372, 378, 388, 391–392, 394, 432  
     in generic types, 188, 192  
 pound sign. *See* #  
 pow method, 94, 227, 228  
 Preferences API, 529  
 PrePostDemo example, 59, 64–65  
 primitive data types, 44–49, 55–56. *See also by*  
     *individual type*; numbers  
 print method, 299–300  
 printf method, 95–96, 239  
 printIn method, 299–300  
 PriorityBlockingQueue class, 426  
 PriorityQueue implementation, 419–420, 426  
 private keyword, 89, 110–111, 146  
 problems. *See* errors  
 ProcessBuilder object, 446, 528  
 processes, 446  
     lightweight. *See* threads  
 Producer example, 464–465  
 ProducerConsumerExample example, 465  
 programs. *See* applications  
 properties  
     managing, 523  
     saving, 525–526  
     setting, 525–526  
     system, 531–533, 637–638  
 PropertiesTest example, 532  
 propertyName method, 525  
 protected modifier, 110–111  
 public modifier, 89, 110–111, 138  
 put method, 440  
 putAll method, 397, 400–401  
 pwd command, 21, 28
- Q**
- qualified names  
     in applets, 584, 622  
     for fields, 96  
     for instance variables, 118  
     for methods, 118  
     for packages, 206–211  
     quantifiers, 484, 495–500  
     question mark. *See* ?  
     Queue implementations, 425–427  
     Queue interface, 394–396, 417, 423, 431  
     queues, 394–396  
         bounded, 395  
         priority, 375  
     QuoteClientApplet applet, 629–630  
     quoteReplacement method, 511  
     QuoteServer applet, 629–630
- R**
- radians, 228–229  
 random access files, 339, 342–343, 367, 685  
 random method, 230, 233  
 random numbers, 230, 233, 469, 480  
 RandomAccessFile class, 286, 367  
 raw types, 168–170, 178, 193, 200, 683  
 readDouble method, 305–306  
 readInt method, 305  
 readObject method, 307–309  
 readPassword method, 303–304  
 readUTF method, 305–306  
 Receiver applet, 627–628  
 RegexTestHarness example, 485–486, 505–506  
 RegexTestHarness2 example, 516–517  
 regionMatches method, 247–248  
 RegionMatchesDemo example, 247  
 regular expressions, 354, 483–519, 684  
     backreferences in, 502  
     boundary matchers in, 502–504  
     capturing groups in, 498–499, 500–502  
     character classes in, 488–492, 492–495,  
         498–499  
     greedy quantifiers, 499  
     intersections, 491–192  
     Matcher class, 509–515  
     metacharacters in, 487–488  
     negation, 489  
     numbering groups, 501  
     Pattern class, 504–509  
     PatternSyntaxException class, 515–517  
     possessive quantifiers, 500  
     quantifiers in, 495–500  
     ranges, 489–490  
     reluctant quantifiers, 499  
     string literals, 486–488  
     subtraction, 492  
     test harness, 485–486  
     Unicode support, 517–518  
     unions, 490–491  
     zero-length matches in, 495–498

Relatable interface, 139–141  
relational operators. *See* comparisons  
remove method, 377, 378, 381, 417, 430  
removeAll method, 379, 383–384, 401–403  
removeDups method, 381  
removeEldestEntry method, 424  
removeElementAt method, 387  
removeFirst method, 423  
renameTo method, 367  
replace method, 425  
REPLACE\_EXISTING enum, 325–327  
replaceAll method, 245, 394, 511, 513–515  
ReplaceDemo example, 513–514  
ReplaceDemo2 example, 514  
replaceFirst method, 245, 511, 513–515  
reserved words. *See* keywords  
retainAll method, 377–379, 380, 383–384, 401–402  
return statements, 82, 106, 411  
return types, 90–92  
    constructors, 101  
    covariant, 108, 148  
    generic, 170  
    implementations using, 137  
    inferring, 179  
    instance methods, 148  
    interface names as, 117  
    JavaScript code and, 613  
    methods, 90, 106–108  
    wildcards and, 179, 187  
reverse method, 251–253  
rich Internet applications (RIAs), 635–648  
    cookies and, 643–646  
    customizing the loading experience in, 646  
    security in, 646–647  
    setting secure properties, 635–637  
    setting trusted arguments, 635–637  
    system properties, 637–638  
    using the JNLP API, 638–643  
rint method, 226–227  
Root example, 299–300  
Root2 example, 300–301  
round method, 226  
run method, 448–450  
Runnable interface, 447–448  
runtime, 2, 24  
    checks at, 147, 169  
    errors, 27–28  
    examining annotations at, 129, 133  
RuntimeException, 257, 260, 275–276, 279–280, 680

## S

S type parameter, 166  
Safelock example, 470–472  
sandboxes, 586–589, 631–632, 646–647  
Scanner class, 297–298, 404  
scanning, 296–297  
ScanSum example, 298–299  
ScanXan example, 297–298  
ScheduledExecutorService interface, 472–475  
ScheduledThreadPoolExecutor class, 475  
security  
    applets and, 522, 603  
    certificate, 631  
    digitally signed files, 541, 560–562  
    JAR files, 541, 560–562, 668, 671  
    Java Web Start applications and, 586–587  
    keystores and, 564  
    legacy file I/O code and, 365  
    managers, 522, 531, 533–535  
    password entry and, 303–304  
    public and private keys, 561, 564  
    related documentation, 564–565, 566  
    rich Internet applications (RIAs)  
        and, 646–647  
    sandboxes, 631–632  
    TOCTTOU, 324  
    violations, 534–535  
    web browsers and, 603  
SecurityException, 533–535, 567  
SecurityManager class, 533–534, 632  
semicolon. *See* ;  
Sender applet, 627–628  
sequences. *See* collections, ordered  
Serializable interface, 176, 307, 420  
servers, 589, 603. *See* web servers  
ServiceLoader class, 529  
Set implementations, 421–422  
Set interface, 380–384, 387, 417, 431  
    array operations of, 384  
    basic operations of, 381–282  
    bulk operations of, 383–384  
set method, 386, 391, 478  
setDefaultHostnameVerifier method, 587  
setDefaultSSLSocketFactory method, 587  
setElementAt method, 385–387  
setLastModified method, 367  
setLayout method, 582  
setLength method, 250  
setProperty method, 531–533  
setProperty method, 526  
setSize method, 386  
Short class, 70, 219, 232, 240, 406

- short data type, 45
  - default value of, 46
  - switch statement and, 70
- shortValue method, 219, 232
- ShowDocument applet, 608
- showDocument method, 607–608, 631
- showStatus method, 607
- Shuffle example, 388–389, 393
- signature block files, 563
- signature files, 562–563
- Simple applet, 594
- SimpleThreads example, 448, 451–453
- sin method, 228–229
- single quote. *See* '
- singleton method, 379, 419, 430–431, 682, 689
- size method, 439–440
- slash. *See* /
- sleep method, 448–449
- SleepMessages example, 449–450
- Smalltalk's collection hierarchy, 373
- Socket class, 38
- sockets, 38, 446
- software. *See* applications
- Solaris, 676. *See also* UNIX/Linux
  - HelloWorld, 18–22
  - paths in, 310–317
  - updating PATH variable, 538–539
- sort method, 396, 434
- SortedMap interface, 376, 415–417, 443–444, 683
  - Sorted comparison to SortedSet, 416
  - Sorted map operations, 416
  - Sorted standard conversion constructor in, 416
- SortedSet interface, 374, 376, 412–419, 421, 427, 429, 683
  - Sortedcomparator accessor, 415
  - Sorted comparison to SortedMap, 416
  - Sorted endpoint operations in, 414–415
  - Sorted range-view operations, 413–414
  - Sorted set operations, 412
  - Sorted standard conversion constructors, 413
- source files, 21–22
  - source compiling, 12, 15–18, 20–23
  - source creating, 14–15, 19–20
  - source managing, 211–215
  - source skeleton, 10
- split method, 477, 507, 509
- SplitDemo example, 507
- SplitDemo2 example, 508
- sqrt method, 95, 227–228, 299–300
- square brackets. *See* [ ]
- square root, 210, 227, 300
- SSLSocketFactory class, 587
- stack trace, 192, 284
  - accessing information, 276–277
  - printing, 260
- StackOfInts class, 207
- standard error, 302, 623
- standard input, 302–303, 548
- standard output, 606, 623
- start method, 512, 594, 616, 634
- startsWith method, 248, 319
- statements, 66–67. *See also* by individual type
  - synchronized, 455, 457–458
- static import statement, 210–211
- static initialization blocks, 116
- static modifier, 42, 54, 112–114, 138
- stop method, 594
- streams, I/O, 289–309. *See also* by individual type
  - buffered, 295–296
  - byte, 291–292
  - character, 293–295
  - closing, 292
  - creating a file using, 338
  - data, 305–307
  - flushing, 296
  - object, 307–309
  - reading a file using, 338
  - unbuffered, 295
  - writing a file using, 338
- string builders, 249–254
- String class, 45, 46, 158, 217, 236, 238, 239, 242, 244, 247, 249, 250, 253, 515
- StringBuilder class, 217, 247–253, 677
- StringDemo example, 237, 250
- StringIndexOutOfBoundsException, 246
- stringPropertyNames method, 525
- strings, 236–254
  - capacity of, 249–250
  - comparing portions of, 247, 248
  - concatenating, 238–239
  - converting between numbers and, 240–242
  - creating format strings, 239
  - creating, 236–255
  - getting by index, 242
  - length, 237–238, 249–250
  - manipulating characters in, 242–247
  - replacing characters in, 244
  - searching within, 244
- StringSwitchDemo example, 73–75
- subclasses, 36–37, 86–88, 111, 146, 681
  - abstract methods and, 158–160
  - access levels and, 110
  - capabilities of, 146

- constructors, 153–154
    - creating, 36–37
    - final methods and, 116, 158–159
    - inheritance and, 36–37, 135, 144
    - overloading methods in, 149
    - polymorphism in, 150
    - returning, 107–108
  - subList method, 385–386, 391–394, 413
  - submit method, 473
  - subSequence method, 243
  - subSet method, 412–414
  - substring method, 242, 246
  - subtyping, 175, 183, 192
  - super keyword, 152–154, 182, 187
  - superclasses, 143, 677
    - accessing, 152–153
    - choosing, 278
    - constructors for, 93, 153–154
    - declaring, 87–88
    - information hiding, 147–149, 152
    - inheritance and, 36–37, 143–144, 161
    - Object class, 154–158
    - overriding methods of, 147
    - private members in, 146
  - @SuppressWarnings annotation type, 130, 132–133, 170, 196, 362
  - swap method, 387–388, 394, 436
  - Swing, 4, 156. *See* graphical user interfaces (GUIs)
  - switch block, 71–72
  - switch statements, 70–75
    - falling through, 71–72
    - using strings in, 73–75
  - SwitchDemo example, 70
  - SwitchDemo2 example, 73
  - SwitchDemoFallThrough example, 72
  - symbolic links, 311–312, 315–317, 324, 347–348
  - synchronization, 453–459
    - atomic access, 459
    - intrinsic locks and, 457–458
    - reentrant, 458
    - synchronized class example, 466–467
  - synchronized keyword, 455–456
  - synchronizedCollection method, 427–428
  - SynchronizedCounter example, 455–456, 479
  - synchronizedList method, 423, 427–428
  - synchronizedMap method, 427–428
  - SynchronizedRGB example, 466–468
  - synchronizedSet method, 427
  - synchronizedSortedMap method, 427
  - synchronizedSortedSet method, 427
  - SynchronousQueue class, 426
  - System class, 25, 53, 523, 530–531
  - System.console, 303, 486, 516
  - System.err, 299, 302–303
  - System.in, 302–303
  - System.out, 299
- ## T
- T type parameter, 166
  - tab, 48, 235
  - tailSet method, 412–415
  - tan method, 228–229
  - ternary operators, 56, 60, 63
  - test harness, 485–486
  - TestFormat example, 222–223
  - this keyword, 85, 108–109, 114
    - using with constructors, 109
    - using with fields, 108–109
  - Thread class, 448, 686
  - thread pools, 358, 469, 473–475, 687, 690
  - ThreadLocalRandom, 469, 480
  - ThreadPoolExecutor class, 475
  - threads, 446–447
    - in applets, 596
    - defining, 447–448
    - guarded blocks and, 461–465
    - interference, 453
    - interrupts, 449–451
    - joins, 451
    - locks and, 460–461
    - multi-threaded applications, 218
    - pausing, 448–449
    - starting, 447–448
    - synchronization of, 453–459
    - thread objects, 447–453
    - thread pools, 474
    - thread safe, 253
    - worker, 473–474
  - throw statement, 273–274, 285
  - Throwable class, 199, 263, 269, 273–276, 284–285
  - throws keyword, 273
  - TicTacToe example, 544–552
  - time, 143, 223
  - toArray method, 379–380, 412, 416, 426, 439, 442
  - TOCTTOU, 324
  - toDegrees method, 228–229
  - tokens, 296–298
  - toLowerCase method, 74–75, 235, 243, 253
  - toRadians method, 228–229
  - toString() method, 157–158
  - ToStringDemo example, 241–242

toUpperCase method, 235, 243, 253  
 TransferQueue implementation, 427  
 TreeMap implementation, 397, 399, 416, 419, 424, 478  
 TreeSet implementation, 380, 382, 397, 411, 413, 416, 418–419, 421–422  
 TrigonometricDemo example, 228–229  
 trigonometry, 218, 228–229, 233  
 trim method, 243, 418  
 troubleshooting. *See* errors  
 try blocks, 262–271, 285, 321, 680, 684  
 tryLock method, 470–471  
 try-with-resources statement, 261, 266–269, 320, 345, 684, 688  
 type erasure, 188–196, 200–201  
     bridge methods and, 191–193  
     effects of, 191–193  
 type inference, 167, 171, 176–179, 185  
 type parameters, 97, 164–168, 170–175, 177–179, 181, 188–190, 193, 196–200  
     bounded, 171–173  
     multiple bounds, 172  
     multiple, 167–168  
 type variables, 165, 172  
 types. *See also* by individual type  
     nonreifiable, 193–196  
     parameterized. *See* parameterized types  
     raw, 168–170

**U**  
 U type parameter, 166  
 unary operators, 56, 58–59, 63, 231, 677  
 UnaryDemo example, 58  
 unboxing, 217, 230–232, 234, 683  
 underscore. *See* `_`  
 Unicode encoding  
     character properties, 518  
     regular expressions and, 517–518  
     UTF-8, 306, 543, 555, 667  
     UTF-16, 47  
 Uniform Resource Identifiers (URIs), 313, 368  
 UNIX/Linux. *See also* Solaris  
     common error messages on, 25, 28  
     HelloWorld, 18–22  
 unset command, 28, 214  
 UnsupportedOperationException, 334, 375, 429–430  
 URLClassLoader implementation, 567–568, 570  
 useDelimiter method, 298  
 UTF. *See* Unicode encoding

## V

V type parameter, 166  
 valueOf method, 177, 197, 220, 232–233, 240–241, 253, 414  
 ValueOfDemo example, 233, 240–241  
 values method, 127  
 varargs, 95  
     potential vulnerabilities of, 194–195  
     preventing warnings from, 195–196  
 variables, 42–55. *See also* by individual type;  
     fields  
         atomic, 478–479  
         class. *See* fields, static  
         environment, 527–529, 535–540  
         instance. *See* instance variables  
         local, 42  
         naming conventions, 43–44, 54–55, 90  
         referring to objects, 99–100  
 Vector collection, 375  
     compared to ArrayList, 423  
     compared to List, 385–386  
     compatibility and, 420  
 vertical bar. *See* `|`  
 vi text editor, 19  
 volatile keyword, 459, 478

## W

wait method, 154  
 warning messages, 169  
 WarningDemo example, 169  
 watch keys, 360–361  
 WatchService API, 358–363  
 WeakHashMap implementation, 424–425  
 web browsers  
     displaying documents in, 607–608  
     frames in, 607–608  
     security in, 603  
 web pages  
     HTML frames, 607–608  
     invoking applets, 552, 601–603, 629–632  
     Java applications, 580–581. *See* Java Web Start applications  
 web servers  
     applets and, 401  
     placing applications on, 575, 581  
     JNLP errors in, 588  
     testing, 669  
     setting up, 581, 650  
 while statement, 75–76, 82  
 WhileDemo example, 75–76

- white space
    - allowing, 504
    - character construct for, 493
    - clearing up, 668
    - determining presence of, 235
    - disallowed 43
    - leading, 503
    - tokens and, 255, 298
    - trailing, 243
  - wildcards, 179–188, 661
    - capture and, 184–186
    - guidelines for using, 187–188
    - helper methods and, 184–186
    - lower-bounded, 182
    - subtyping and, 182–183
    - unbounded, 180–181
    - upper-bounded, 179–180
  - Windows. *See* Microsoft Windows
  - wrappers, 218, 230–234, 253, 294, 306, 371, 420, 432, 683
    - checked interface, 429
    - implementations of, 419, 427–429
    - synchronization, 428–429
    - unmodifiable, 429–429
  - write method, 299, 335–337
  - writeDouble method, 305–306
  - writeInt method, 305–306
  - writeObject method, 308–309
  - writer method, 303
  - writeUTF method, 305–306
- Z**
- ZIP archives, 542