

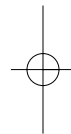
TABLE OF CONTENTS

Introduction	xxv
--------------------	-----

PART I: WEB PAGE CONSTRUCTION WITH DREAMWEAVER

Chapter 1: What's New in Dreamweaver MX 2004 **5**

The Things You'll Never See...	6
...And Something You Will!	6
General Interface Improvements	7
Insert Bar Categories and Object Groups	7
Integrated Site Panel (Macintosh)	8
Document-Specific Toolbars (Windows)	9
Tag Inspector	10
Streamlined Window Menu	11
Document-Editing Improvements	12
Better Table Editing	12
Better Integrated Document Validation	13
Integrated Graphics Handling	14
CSS Improvements	15
CSS Integration	15
Improved CSS2 Support	17
Code-Writing Improvements	17
Site-Management Improvements	18
Dynamic Data Improvements	19



Chapter 2: The Dreamweaver Workspace **23**

Choosing a Workspace (Windows)	24
Comparing Workspaces	24
Changing Workspaces	25
The Start Page	26
Playing with Panels	28
Panels and Panel Groups	28
The Insert Bar and Property Inspector	32
Using the Document Window	33
Docking and Undocking (Windows Only)	33
Viewing Documents	34
Status Bar	38
Toolbars	42
Getting Help	43
General Assistance: The Reference Panel	43
Dreamweaver Assistance	44
Summary	46

Chapter 3: Creating and Working with Documents **49**

The Basics of Creating Documents	50
New Document Dialog Box	50
New Document Preferences	54
Working Smart with Documents in Dreamweaver	55
Checking Page Validity	55
Checking Against Target Browsers	57
Making Your Pages Accessible	59
Summary	63

Chapter 4: Working with Text **65**

Text Basics	66
Text in the Browser	66
Text in Dreamweaver	68
Working Smart: Bringing in Text from Other Programs	69



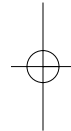
Working Smart: Creating Text Structure	80
Well-Structured Text: Making Text Accessible	80
Line Breaks, Nonbreaking Spaces, and Whitespace	86
All About Lists	88
Taking Advantage of Special Characters	91
<i>Lorem Ipsum</i> and Other Bits of Greek	95
Check Spelling: Build (and Share) Your Own Personal Dictionary	96
Summary	100

Chapter 5: Working with Images **103**

Image Basics	104
Images in the Browser	104
Images in Dreamweaver	105
Working Smart with Images	109
Making Your Images Accessible	109
Making Images Accessible in Dreamweaver	110
Integrated Image Editing	112
Images As Backgrounds	117
Images and Page Structure	125
Single-Pixel GIFs	126
Lowsrc: Your Low-Bandwidth Friend	134
Blocking Out Layouts with Image Placeholders	135
Dreamweaver/Fireworks Integration	137
Insert Fireworks HTML	139
Launch-and-Edit	140
On-the-Fly Optimizing	142
Visit the Exchange: Fireworks Integration Extensions	143
Summary	151

Chapter 6: Links and Navigation **153**

The Basics of Links	154
How Links Work in the Browser	154
Links in Dreamweaver	157



Working Smart with Links	187
Making Your Links Accessible	187
Dressing Up Your Links with CSS	189
Setting URL Parameters	193
Using Links for JavaScript	198
Summary	199

Chapter 7: Utilizing Head Content **201**

The Basics of Head Content	202
How Head Content Works in the Browser	202
How Head Content Works in Dreamweaver	203
Working Smart with <i>meta</i> Tags	205
How <i>meta</i> Tags Store Information	206
The Character-Encoding <i>meta</i> Tag	206
<i>meta</i> Tags and the Generic Meta Object	207
Meta Keywords and Descriptions	208
<i>meta refresh</i>	215
Working with Other Head Content	219
Base Tags and the Base Object	219
Link Tags and the Link Object	224
Summary	224



PART II: DESIGNING WITH DREAMWEAVER

Chapter 8: Building Tables **229**

Table Basics	230
Tables in the Browser	230
Tables in Dreamweaver	232
Working Smart with Tables	245
Controlling Table Dimensions	245
Using Flexible Widths Sensibly	247
Making Your Tables Accessible	248

Chapter 9: Working with Forms 287

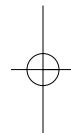
Form Basics	288
Form-Processing Scripts	288
The HTML Behind Forms	288
How Forms Work in Dreamweaver	291
Working Smart with Forms	294
Making Your Forms Accessible	294
Formatting Forms	305
The Ins and Outs of Form Processing	310
Summary	320

Chapter 10: Designing Frame-Based Pages 323

Frame Basics	324
Frames in the Browser	325
Frames in Dreamweaver	327
Working Smart with Frames	330
Making Your Frames Accessible	331
Making Your Frames Searchable	334
Navigating Within Frames	336
Keeping Pages in Frames	342
Getting Out of Frames	350
Creative Graphic Effects with Frames	353
The World of Iframes	365
Iframes in Dreamweaver	366
Visit the Exchange: Iframe Extensions	368
Summary	368

Chapter 11: Using Cascading Style Sheets 371

CSS Basics	372
A Little History Lesson	372
The Nuts and Bolts of CSS	374
CSS in Dreamweaver	380
Working Smart with CSS	405



Getting Specific with Contextual Selectors	411
Working with Multiple Style Sheets at Once	415
Using Linked and Imported Style Sheets to Create a Netscape 4-Friendly Site . . .	419
Summary	420

Chapter 12: CSS Positioning, Dreamweaver Layers, and Page Layout **423**

Layer Basics	424
CSS-P and Layers in the Browser	424
How Layers Work in Dreamweaver	428
Designing with Layers in Design View	432
Working Smart with Layers	442
Layers As Styled Objects	442
Browser Support for Your Layers	455
Summary	461

PART III: INTERACTIVITY, DHTML, AND MULTIMEDIA

Chapter 13: Interactivity with Behaviors **465**

Basics of Behaviors	466
How Behaviors Work: JavaScript and HTML	466
Working with Behaviors in Dreamweaver	467
Working Smart with Behaviors	471
The Ins and Outs of Selecting Linked Images	471
Targeting Multiple Audiences: The Check Browser Behavior	473
Tiny Bits of Hand-Coding: The Call JavaScript Behavior	475
Opening New Browser Windows: Beyond the Simple Pop-Up	476
Advanced Image Swapping: Disjoint Rollovers	485
Cascading Menus the Easy Way: The Show Pop-Up Menu Behavior	492
Efficiency Enhancer: Externalizing Your Behavior Code	495
Thinking Outside the Box: Hijacking Function Calls	498
Summary	501

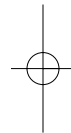


Chapter 14: Controlling Layers with JavaScript **503**

Dynamic HTML Basics: Layers and Scripting in the Browser	504
About the DOM	504
DOM Incompatibility	505
Dreamweaver's DHTML Authoring Strategy	505
Controlling Layer Visibility	506
The Basics of Showing and Hiding Layers	506
Working Smart with the Show-Hide Behavior	515
Controlling Layer Contents	516
The Basics of Setting Layer Text	516
Working Smart with Set Text of Layer	517
Dragging and Dropping Layers	525
The Basics of Dragging and Dropping	525
Draggability Options	526
Triggering Actions with Drag and Drop	533
Controlling Other Layer Properties	539
Using the Change Property Behavior	539
Change Property and Browser Compatibility	540
Summary	542

Chapter 15: Plug-Ins, ActiveX, and Java **545**

Extending the Browser with Plug-Ins and ActiveX	546
How Plug-In Media Works in the Browser	546
How Plug-In Media Works in Dreamweaver	549
Working with Specific Plug-Ins	553
Adding Sound to Web Pages	565
Scripting Plug-In Media	570
Plug-In Detection	571
Extending the Browser with Java	573
How Java Works in the Browser	573
Working with Applets in Dreamweaver	576
Summary	580



Working Smart with Flash Parameters	587
Dimensions	590
Quality	593
Window Mode (wmode)	595
Working Smart with Dreamweaver/Flash Integration	600
Flash Launch-and-Edit	601
Cloaking Your FLAs	603
Updating Links in SWF Files	603
Working with Full-Screen Flash Pages	605
Dreamweaver's Job: Create the HTML Framework	606
Flash's Job: Create Interactivity and Links	606
Flash and JavaScript	610
Scripting In: Using JavaScript to Control Flash	610
Scripting Out: Using Flash to Send JavaScript Instructions	614
Flash Text and Flash Buttons	615
How Dreamweaver Creates SWF Files	615
Creating and Inserting Flash Objects	616
Working with Flash Objects	619
Flash Elements	626
Summary	627



PART IV: SITE MANAGEMENT WITH DREAMWEAVER

Chapter 17: Local Site Management	631
How Dreamweaver Handles Local Sites	632
Defining a Local Site	632
Managing Sites	635
Working in the Site Panel	636
Expanding and Contracting the Site Panel	637
Site Files View	638
Site Map View	640
File and Link Management Within a Site	645

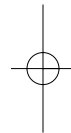
Your Favorite Assets	667
Customizing the Assets Panel	669
Using Assets Throughout Your Site	670
Editing Your Assets	671
Creating New Assets	672
Working Without a Site	675
Summary	676

Chapter 18: Site Publishing and Maintenance **679**

How Dreamweaver Works with Remote Sites	680
Defining a Remote Site in Dreamweaver	681
Specifying No Connection	681
FTP	682
Working with a Remote Site	687
Viewing Remote Information in the Site Panel	687
Connecting and Disconnecting	688
Getting and Putting	689
Keeping Local and Remote Sites Synchronized	690
Select Newer Local/Remote Files	690
The Synchronize Command	691
Cloaking	694
Disabling and Enabling Cloaking	694
Cloaking Files and Folders	695
Uncloaking	696
Working Without a Site: Defining Remote Connections	700
Summary	702

Chapter 19: Workplace Collaboration **705**

Challenges of Working in a Design Team	706
Technical	706
Interpersonal	706
Sharing Site Information	707
Using Design Notes for Improved Workflow	708



Version Control	716
Server-Based Version Control	716
Version Control Using Check In/Check Out	720
Creating Project Workflow Reports	728
Design Notes Reports	728
Reports on Checked-Out Files	730
Dreamweaver and Contribute	731
Summary	733

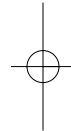
Chapter 20: Site-Wide Content with Templates and Libraries 735

Working with Templates	736
Template Basics	736
Beyond the Basics with Templates	745
Working Smart: Using the Template Language	764
Working with Library Items	781
Library Basics	781
Working Smart with Library Items	785
Summary	791

PART V: DREAMWEAVER AND LIVE DATA

Chapter 21: Building Dynamic Sites with Dreamweaver 795

Basics of Dynamic Sites	796
How Static Web Pages Work	796
How Dynamic Web Pages Work	796
Who's Who and What's What in the World of Dynamic Data	800
Setting Up Your Workstation for Dynamic Development	806
Setting Up for Online Development	806
Setting Up for Offline Development	807
Setting Up the HTTP Server	808
Setting Up the Application Server	811
Databases	813

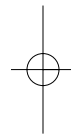


Chapter 22: Creating Dynamic Pages **831**

Collecting Dynamic Data	832
The Basics of Recordsets	832
Getting More Sophisticated with Your Recordsets	834
Putting Dynamic Elements in Your Pages	838
Dynamic Text Elements	838
Setting Dynamic Properties	840
Dynamic Data and Forms	843
Repeating Content	845
Conditional Content	850
Common Dynamic Tasks	854
Creating a Catalog Page	855
Creating a Search Page	866
Creating a Catalog Update Page	873
Summary	875

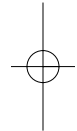
Chapter 23: Further Dynamic Techniques **877**

Dynamic Templates	878
Creating Dynamic Templates	878
How Dynamic Templates Work	879
Master-Detail Page Sets	883
Master-Detail Sets the Manual Way	883
Working with the Master-Detail Page Set Object (ColdFusion and PHP)	888
Working with Complex Recordsets	891
Writing SQL Queries	892
Using the Database Items Tree to Write SQL	895
Using Parameters in SQL Statements	897
Creating a User Authentication (Login) System	911
User Registration	912
User Login	917
Restricting Access	919
Logging Out	919
Conditional Content	921



Chapter 24: Working Smart with ColdFusion 931

ColdFusion Objects in the Insertion Bar	932
Server Variables	932
CFQUERY	934
CFOUTPUT	935
CFINSERT	937
CFUPDATE	938
CFINCLUDE	940
CFLOCATION	941
CFSET	942
CFPARAM	942
ColdFusion Comments	943
Surrounding Variables with #...#	943
CFSCRIPT	943
CFTRY and CFCATCH	944
CFTHROW	945
CFLOCK	946
CFSWITCH, CFCASE, and CFDEFAULTCASE	948
CFIF, CFELSE, and CFELSEIF	949
CFLOOP and CFBREAK	950
CFCOOKIE	952
CFCONTENT (Advanced)	953
CFHEADER (Advanced)	953
ColdFusion Page Encoding (Advanced)	953
CFAPPLICATION	954
CFERROR (Advanced)	955
CFDIRECTORY (Advanced)	956
CFFILE (Advanced)	957
CFMAIL (Advanced)	959
CFPOP (Advanced)	962
CFHTTP and CFHTTPPARAM (Advanced)	962
CFLDAP (Advanced)	962
CFFTP (Advanced)	962
CFSEARCH (Advanced)	963



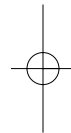
CFCHART (Advanced)	963
More Tags (Advanced)	964
ColdFusion Components	964
ColdFusion Resources	973
Summary	974

Chapter 25: Working Smart with PHP **977**

PHP Objects in the Insertion Bar	978
Form Variables	978
URL Variables	979
Session Variables	979
Cookie Variables	980
Include	980
Require	980
PHP Page Encoding	981
Code Block	981
Echo	982
Comment	982
If and Else	982
More Tags (Advanced)	983
PHP Resources	989
Summary	989

Chapter 26: Working Smart with ASP.NET **991**

ASP.NET Installation Notes	992
Where Is the Current ASP.NET Download?	992
What Versions of Windows Does ASP.NET Work On?	992
Turn Off Simple File Sharing	992
Setting Permissions for the Folders	993
Setting the Permissions in the IIS Administrator	994
ASP.NET Hand-Coding Objects in the Insertion Bar	994
Register Custom Tag (Advanced)	994
Import Namespace (Advanced)	995



ASP.NET Web Server Control Objects in the Insertion Bar	997
asp:Button	998
asp:CheckBox	1000
asp:CheckBoxList	1003
asp:DropDownList	1008
asp:ImageButton	1011
asp:Label	1014
asp:ListBox	1016
asp:RadioButton	1019
asp:RadioButtonList	1023
asp:TextBox	1027
More Tags	1030
ASP.NET Resources	1038
Summary	1039

PART VI: DREAMWEAVER UNDER THE HOOD

Chapter 27: Writing Code in Dreamweaver 1043

Using Dreamweaver As a Text Editor	1044
Accessing the Text Editor	1044
Code View Options and Preferences	1045
Code Formatting Options	1050
Code Rewriting	1053
Code Writing and Editing	1056
Code Snippets	1060
Linking to External Text Editors	1068
Setting Up an External Text Editor (Nonintegrated)	1068
Integrating HomeSite+ and Dreamweaver (Windows)	1070
Integrating BBEdit and Dreamweaver (Macintosh)	1071
Tag Libraries and the Tag Library Editor	1071
Using the Tag Library Editor Dialog Box	1072
Editing Tag Library Entries	1075



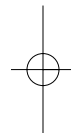
Editing Non-HTML Markup with Dreamweaver	1096
Writing JavaScript in Dreamweaver	1097
The Reference Panel	1097
Scripting Without Using Code View	1098
JavaScript Tools in Code View	1103
Summary	1105

Chapter 28: Customizing and Extending Dreamweaver **1107**

How Dreamweaver Is Configured	1108
Working with the Configuration Folder	1108
Multiuser Support: The User Configuration Folder	1110
Reconfigurations, from Simple to Fancy	1111
Modifying Keyboard Shortcuts	1111
Customizing the Favorites Category of the Insert Bar	1115
Automating Tasks with Custom Commands	1119
Customizing Dialog Boxes Using HTML	1126
Customizing Dreamweaver Menus with menus.xml	1128
The World of Third-Party Extensions	1132
Finding Extensions: The Macromedia Exchange	1132
Installing and Managing Extensions: The Extension Manager	1134
Summary	1138

Chapter 29: Creating Your Own Extensions **1141**

Before You Get Started	1142
The Dreamweaver API	1142
How Extensions Are Constructed	1143
How Extensions Are Processed	1143
How Extensions Talk to Dreamweaver	1144
Creating Object Extensions	1145
Objects in the Configuration Folder	1145
Objects in the Insert Bar: insertbar.xml	1146
The API for Objects	1147
Making the Most of Objects	1159



- Creating Command Extensions** 1160
 - Commands in the Configuration Folder 1160
 - The API for Commands 1161
 - The Dreamweaver DOM 1164
 - Making the Most of Commands 1175
- Packaging Your Extensions** 1176
 - Submitting Your Extension to the Macromedia Exchange 1182
- Summary** 1183

Index **1185**

